

# (13) Economic valuation from direct use of mangrove forest restoration in Balikpapan Bay, East Kalimantan

*by* Yosep Ruslim

---

**Submission date:** 03-May-2021 08:33AM (UTC+0700)

**Submission ID:** 1576238664

**File name:** ngrove\_forest\_restoration\_in\_Balikpapan\_Bay,\_East\_Kalimantan.pdf (1.29M)

**Word count:** 6771

**Character count:** 34611



## RESEARCH ARTICLE

**REVIS** Economic valuation from direct use of mangrove forest restoration in Balikpapan Bay, East Kalimantan, Indonesia [version 2; peer review: 2 approved]

Abubakar M. Lahjie <sup>1</sup>, Bagus Nouval <sup>1</sup>, Annisa Abubakar Lahjie <sup>2</sup>, Yosep Ruslim <sup>1</sup>, Rochadi Kristiningrum <sup>1</sup>

<sup>1</sup>Faculty of Forestry, Mulawarman University, Samarinda, East Kalimantan, 75117, Indonesia

<sup>2</sup>Faculty of Economics and Business, Mulawarman University, Samarinda, East Kalimantan, 75117, Indonesia

**v2** First published: 03 Jan 2019, 8:9 (<https://doi.org/10.12688/f1000research.17012.1>)  
 Latest published: 29 Mar 2019, 8:9 (<https://doi.org/10.12688/f1000research.17012.2>)

## Abstract

**Background:** The mangrove forests in Balikpapan Bay, Indonesia, have been used as a source of livelihood for local community more than 150 years. Since the natural products of the mangrove forest, such as wood and seafood, are not able to meet the economic needs of the local community, some areas have been converted into brackish water ponds with traditional aquaculture systems. The growth of brackish water ponds over the last five decades has been identified as the main cause of ecosystem destruction. However, the mangrove ecosystem has been restored naturally through tidal action and seeds falling from mangrove trees.

**Methods:** This study focused on the mangrove tree species *Rhizophora apiculata*, with ages ranging from 3 to 40 years. Initially, the study site (area, 1 ha) was plotted. The study sample size included 30% of the local population, chosen by systematic random sampling. The data collection was undertaken as follows: 1) measurement of the diameter and height of mangrove trees; 2) observation of local fish auctions; and 3) interviewing of fishers and local communities regarding the direct use of the natural products of the mangrove ecosystem.

**Results:** It is suggested that the total income from wood production is IDR 742,425,000 year<sup>-1</sup> or US \$0.933 person<sup>-1</sup> day<sup>-1</sup>. Furthermore, the total income from fishing is IDR 1,080,353,280 year<sup>-1</sup> or US \$1.43 person<sup>-1</sup> day<sup>-1</sup>.

Pre-thinning income level for wood harvesting is still low. The income difference between wood production and fishing resulted in the rate of overfishing reaching 45.5%. The highest observed wood production was reached at the age of 25 years, and the highest value of mean annual increment (MAI) is 5.39 m<sup>3</sup> ha<sup>-1</sup> at the age of 40 years.

**Conclusions:** This study showed that tree thinning, ranging from 90 to 350 trees ha<sup>-1</sup>, can increase the value of MAI by around 24.5%.

## Keywords

economic valuation, ecosystem services, direct use, mangrove restoration

**4** Open Peer Review

Referee Status:

|  | Invited Referees |   |
|--|------------------|---|
|  | 1                | 2 |
| <b>REVIS</b>                                 |                  |   |
| <b>version 2</b><br>published<br>29 Mar 2019 |                  |   |
| <b>version 1</b><br>published<br>03 Jan 2019 |                  |   |

**1** William L. Hargrove, University of Texas at El Paso, USA

**2** Roni Bawole <sup>id</sup>, University of Papua, Indonesia

Any reports and responses or comments on the article can be found at the end of the article.



20  
This article is included in the ICTROPS 2018 collection.

**Corresponding authors:** Abubakar M. Lahjie ([prof\\_abudir@yahoo.com](mailto:prof_abudir@yahoo.com)), Yosep Ruslim ([yuslim@gmail.com](mailto:yuslim@gmail.com))

**Author roles:** **Lahjie AM:** Conceptualization, Data Curation, Formal Analysis, Funding Acquisition, Investigation, Methodology, Resources, Supervision, Validation, Visualization; **Nouval B:** Project Administration, Software, Writing – Original Draft Preparation, Writing – Review & Editing; **Lahjie AA:** Formal Analysis, Writing – Original Draft Preparation, Writing – Review & Editing; **Ruslim Y:** Project Administration, Supervision, Validation; **Kristiningrum R:** Project Administration, Resources

**Competing interests:** No competing interests were disclosed.

**Grant information:** The author(s) declared that no grants were involved in supporting this work.

**Copyright:** © 2019 Lahjie AM *et al.* This is an open access article distributed under the terms of the [Creative Commons Attribution Licence](#), which permits unrestricted use, distribution, and reproduction in any medium, provided the original work is properly cited.

**How to cite this article:** Lahjie AM, Nouval B, Lahjie AA *et al.* **Economic valuation from direct use of mangrove forest restoration in Balikpapan Bay, East Kalimantan, Indonesia [version 2; peer review: 2 approved]** F1000Research 2019, 8:9 (<https://doi.org/10.12688/f1000research.17012.2>)

**First published:** 03 Jan 2019, 8:9 (<https://doi.org/10.12688/f1000research.17012.1>)

8

**REVISED Amendments from Version 1**

We added a definition of economic valuation, and ecosystem services in an economic view have been described. In the conclusion, we present the main issue of the mangrove ecosystem services in the Balikpapan Bay which becomes an interesting topic to be analyzed.

See referee reports

**15roduction**

Mangrove forest are one of the most productive ecosystems worldwide and are located in the brackish water zone of sub-tropical and tropical coastal regions. The ecosystem benefits provided by mangrove forests are not only limited to the provision of habitats for numerous kinds of seafood (including fishes, crustaceans, and molluscs), but also assist with nutrient recycling and soil conservation through sediment trapping<sup>1</sup>. Furthermore, the economic value of mangrove ecosystems, in terms of wood and seafood production, has provided a major source of income for local communities in coastal areas<sup>2</sup>. In tropical regions, some mangrove forests have largely disappeared<sup>3-6</sup>. The main factors that have caused the destruction of mangrove forests include urban development, development of brackish water ponds, freshwater flows diversion, over-cutting of trees for wood, and development by the local community such as brackish water ponds<sup>7-9</sup>. The destruction of mangrove forests has been the 12 or cause of ecosystem loss in developing countries, and it is predicted that mangrove forests will disappear over the next 100 years in sub-tropical and tropical regions<sup>10</sup>.

There has been increasing awareness among government and local communities of the important role of natural ecosystems in protecting against floods, the reduction of coastal erosion and riverbanks, and in water quality management<sup>7,11,12</sup>. As a consequence, mangrove restoration programs have been proposed in coastal areas where local ecological knowledge has been adopted<sup>13</sup>. However, these restoration programs have not always been successful<sup>14,15</sup>. The failure of restoration programs has caused economic losses of millions of dollars. For example, mangrove restoration in the Philippines has only achieved a 10–20% long-term survival rate for reintroduced species due to inappropriate habitat selection<sup>16,17</sup>.

**Defining ecosystem services (ES) and economic valuation (EV)**

ES were first defined as the natural functions, consisting of the combination of soil, animals, plants, water, and air, that provide various benefits to society and thereby enhance quality of life for people<sup>18,19</sup>. This paper, in line with the Millennium Ecosystem Assessment<sup>20</sup>, defines ES as goods and services provided by ecosystems and their contributions to the sustenance of human well-being. The benefits of ES for agricultural production (food crops, seafood, medicine, and building materials), maintaining biodiversity (soil production, waste assimilation, and sources of clean water), public policy (microclimate and disease prevention), and intangible aesthetic and cultural benefits (education and recreational projects) are widely acknowledged in the literature<sup>21-27</sup>. Furthermore, the Millennium Ecosystem Assessment

Board<sup>28</sup> categories ES into four groups of services: 1) provisioning (food, freshwater, fuel, wood, and fibre); 2) regulating (disease prevention, water purification, and climate and flood regulation); 3) cultural (aesthetic, spiritual, education, and recreational); and 4) supporting (nutrient cycling, soil formation, and primary production). Although stakeholder groups, such as economists and local communities, depend significantly on the existence of ES for their wellbeing, they often neglect the important of ES. Thus, the value of ES is difficult to estimate<sup>29</sup>.

Since assessing ecosystem services provided ecological, sociocultural and economic human benefits, and monetary are essential, this research focused on examining the direct use of the natural products of the mangrove ecosystem in order to meet economic needs of the local community. Does definition of ES in this research is limited on the economic services of mangrove ecosystem.

The definition of economic valuation (EV) is a quantitative assessment that is able to present the different range of values based on the specific method used, but it 17 allow fishermen to make decisions according to utilized goods and services provided by mangrove ecosystems<sup>23</sup>.

The purposes of this study are to: 1) analyses the production of wood of the *Rhizophora apiculata*; 2) identify the age of trees reached the highest increments of wood of the *Rhizophora apiculata*; 3) measure the highest value of mean annual increments (MAI) of the *Rhizophora apiculata*; and 4) analyse the economic valuation of direct used from the natural productions of mangrove forest in Balikpapan Bay.

**Methods****Study area**

Balikpapan Bay is a strategic port in the province of East Kalimantan (Figure 1). The bay area has 16,000 ha of water, and 156.836 ha of land. Balikpapan Bay has rapidly gained prominence domestically as one of the leading ports of Indonesia. Balikpapan City is now the primary trade and industry centre for mining, fishing, plantation, and forestry in East Kalimantan. With 3.2% population growth per year from 2010 to 2015, around 720,000 people live in Balikpapan. An estimated 108,200 people live in 54 sub-watersheds (more 22 villages) that drain into the bay. As consequence, development in Balikpapan Bay has caused significant ecosystem destruction—approximately 47.6% of the mangrove ecosystem has been lost, and mangrove forests have decreased by around 12.5% in last 15 years. Specifically, mangrove forests decreased from 19,428 ha in 2002 to 17,000 ha in 2017. Furthermore, there has been large-scale habitat destruction that has impacted some species on the endangered species lists, including proboscis monkey (*Nasalis larvatus*), dolphin (*Orcaella brevirostris*), saltwater crocodile (*Crocodylus porosus*), and dugong (*Dugong dugon*).

**Thinning**

Four systematically selected 50 m x 50 m plots are established in the study sites from which the increment of wood of the *Rhizophora apiculata* were examined. In particular, in the study sites, each two sampling plots located in different forest

monitoring sites (300 m apart) are identified to measure the tree height and diameter for prior and after tree thinning treatment. The sample of this study are selected from 30% of tree population. The method of low thinning was adopted to remove trees which are below two cm from the average of tree diameter.

**Nominal rate of return (NRR)**

The principal stated that the rate of return earned on investment should be expressed in the nominal price of Indonesian currency (IDR) (including inflation). Thus, the rate of return is widely known as the nominal rate of return or the nominal interest rate. The principal was proposed by Klemperer<sup>30</sup> as the following equation:

$$i = \sqrt[n]{\frac{I_n}{V_0}} - 1$$

Where *i* is the inflated or nominal interest rate, *I<sub>n</sub>* is the inflated or current (IDR) value in year *n*, *n* is the number of years in investment period, *V<sub>0</sub>* is the initial value at the start of an investment period.

**Data collection**

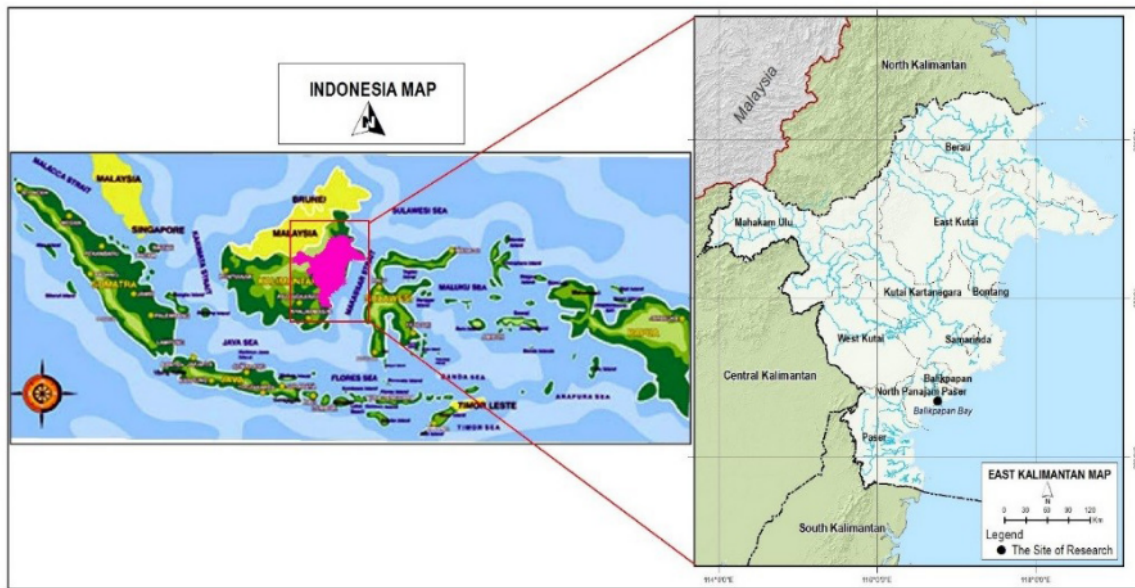
This study used both direct and indirect approaches to measure the incremental growth of mangrove tree from 2001 to 2018, with trees ranging in age between 3 to 20 years.

For the direct approach methods, this study carried out the following. 1) Measured the diameter and height of mangrove trees to examined biophysical condition of mangrove trees. 2) Observed local fish auctions. 3) Interviewed fishermen and local community members in person at their home in the village

and the coastal zone when they catch fishes. Those included must have lived with their family in the community of Kariangau village for more than three decades and made a living as the fisherman for 15 years. This study eliminated fishermen who are categorized as new members of community in Kariangau village, who typically have lived in the village for less than 5 years and work as factory workers in Balikpapan bay, meaning catching fish is not their main income source (under 20% of total income). The topic of interview focuses on the direct use of the natural products of the mangrove ecosystems (e.g., wood and seafood). 4) Undertaken a review of the literature relating to the description of mangrove ecosystem, the restoration of mangroves, and the natural products of mangrove ecosystems in Balikpapan Bay.

Three kinds of observations were made at the fish auction: 1) identify fish species offered; 2) identify the total of sales and the price per kilogram; 3) examine the mechanism of fish auction. The period of observation for sea food production, from fish catch to fish offered in the auction, has been done from April to November 2017.

The data is collected through interview and questionnaire with fisherman in Balikpapan bay, which adopted the technique of accidental and snowball sampling. A copy of the questionnaire is provided on OSF. The period when interviews were conducted was from April to November 2017. The population of fisherman located in the coastal zone of Kariangau village are 40 fishermen. The selected sample is 30 of 40 fishermen population (75%), since they are active fishermen during the interview period. For the indirect approach, government documents regarding the strategic plan in the management of coastal zone



**Figure 1. Study area (•) in Balikpapan Bay, East Kalimantan, Indonesia.** This figure has been reproduced with kind permission from Muliadi and co-authors<sup>31</sup>; Lahjie and co-authors<sup>32</sup>.

in Balikpapan bay has been used as references to present the condition of mangrove forests in Balikpapan bay.

The area utilised for fisheries in mangrove forest covers 300 ha and is located on the border area between Kariangau Village and Batu Ampar Village. The area utilized for fisheries is located at 01° 12' 50.5" S, 116° 49' 26.8" E. In this study, an exchange rate of US\$ 1 = IDR 13,300 has been used, with data supplied by the Indonesian central bank, Bank Indonesia (2018, February).

**16** This study was approved by the general research of Mulawarman University ethics board (approval number 208-41/KL/2017), and each participant gave their written informed consent.

**Data analysis**

This study used Microsoft Excel to perform calculations and generate graphs. As Van Gardingen<sup>33</sup> argued, there are two proxies that can be adopted to measure the wood production of *Rhizophora apiculata*. The initial proxy for the wood production of *Rhizophora apiculata*, mean annual increment (MAI), is formulated using the total standing volume divided by tree age. The second proxy, period annual increment (PAI), is the absolute difference between total standing volume at age t and age t<sub>-1</sub>, scaled by the time interval between each measurement age. Both MAI and PAI have been used as proxies for wood production by Lahjie<sup>32</sup> and Winarni<sup>34</sup>. The MAI formula is represented as:

$$MAI = \frac{V_t}{t}$$

**23** Here MAI is the mean annual increment, V<sub>t</sub> is the total standing volume at age t, and t is the tree age.

The PAI formula is represented as:

$$PAI = \frac{V_t - V_{t-1}}{t}$$

Where PAI is the period annual increment, V<sub>t</sub> is the total standing volume at age t, V<sub>t-1</sub> is the total standing volume at age t-1, and t is the time interval between each measurement age.

In examining a single statistical series of R (range) with involved N (sample), the optimal class interval (C) could be approximated using the formula proposed by Sturges<sup>35</sup>. The formula represents the class interval for measures of the means, dispersion, coefficient of variation, and skewness of the frequency distribution. This can provide the proper distribution into classes for entire numbers, which are powers of two, by a series of binomial coefficients. The Sturges formula is:

$$C = \frac{R}{1 + 3.332 \log N}$$

To analyse the net income of fishers, this study collects data from the population of 40 households (164 people) whose livelihood depends on the natural productivity of the mangrove forests in Balikpapan Bay. Using accidental and snowball sampling method, 30 household (123 people) were further selected for inclusion in the dataset (see Table 1, below).

**Result and discussion**

All raw data generated in this study are available on OSF<sup>36</sup>.

**Income of fishermen**

Table 1 shows the result of the net income of the fishers based on six class of net income in Balikpapan bay. Table 1 shows that the fishers in Balikpapan Bay have varied net household incomes, which can be divided into six classes. The variability in net household income was influenced by fishing boat capacity, quality of equipment, and number of available working days per year for fishing. The majority of fishers (40 people) had net annual incomes ranging from IDR 25 million to IDR 28 million, with a total net annual income of IDR 212 million. The median net annual income was IDR 26.5 million. The net income per person per day was IDR 18,048 (or US\$1.43). The median of the lowest net income class (9 people) was IDR 14.5 million with

**Table 1. The net household income of fishers in Balikpapan bay.**

| Net household income class | Median income, million IDR | Number of households | People per household | Total no. of people | Annual total net income, million IDR | Daily total net income, US\$ |
|----------------------------|----------------------------|----------------------|----------------------|---------------------|--------------------------------------|------------------------------|
| 13–16                      | 14.5                       | 3                    | 3                    | 9                   | 43.5                                 | 0.996                        |
| 17–20                      | 18.5                       | 4                    | 3                    | 12                  | 74                                   | 1.27                         |
| 21–24                      | 22.5                       | 5                    | 4                    | 20                  | 112.5                                | 1.16                         |
| 25–28                      | 26.5                       | 8                    | 5                    | 40                  | 212                                  | 1.092                        |
| 29–32                      | 30.5                       | 6                    | 5                    | 30                  | 183                                  | 1.26                         |
| 33–36                      | 34.5                       | 4                    | 3                    | 12                  | 138                                  | 2.37                         |
| Average                    |                            | 30                   | 23                   | 123                 | 763                                  | 1.43                         |

Net income class, million IDR; median income, million IDR; total net income (million) IDR; total net income US\$ person<sup>-1</sup> day<sup>-1</sup>; IDR, Indonesian rupiah. 1 US\$ = IDR 13,300.

a total net income of IDR 43.50 million. The net income per person per day was IDR 13,170 (or US\$0.99). The median of the highest net income class (12 people) was IDR 34.5 million with a total net income of IDR 138 million. The net income per person per day was IDR 31,525 (or US\$ 2.37).

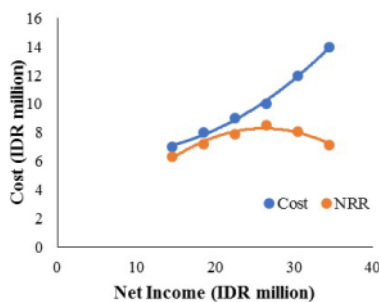
As Nurmanaf<sup>67</sup> observed, the levels of household income ranged from the first class, which was categorised as low income with a net household income of under US\$1 per person per day, to the sixth class, which was categorised as high income with a net household income of more than US\$1.7 per person per day. It can be concluded that 14 of fishers in Balikpapan Bay were categorised as having low level household income, 83% had a middle level household income, and 10% had a high level household income. In this study, it was calculated that the potential higher income that can be made from fishing, compared with harvesting wood, has resulted in the rate of overfishing reaching 37.3%.

Table 2 and Figure 2 shows the relationship between net household income, cost of operation, and nominal rate of return (NRR) per month for fishers in Balikpapan Bay, as shown

**Table 2. The phenomenon of diminishing marginal returns.**

| Net household income years <sup>-1</sup> | Cost years <sup>-1</sup> | NRR  |
|--|--------------------------|------|
| 14.5                                     | 7                        | 9.8  |
| 18.5                                     | 8                        | 10.5 |
| 22.5                                     | 9                        | 11.0 |
| 26.5                                     | 10                       | 11.4 |
| 30.5                                     | 12                       | 11.1 |
| 34.5                                     | 14                       | 10.9 |

Net household income years<sup>-1</sup> (million) IDR; cost years<sup>-1</sup>, (million) IDR; NRR, nominal rate of return, %.



**Figure 2. The curve of relationship between net benefit, cost of operation, and nominal rate of return (NRR) per month for fishers in Balikpapan Bay.**

in table below. Table 2 and Figure 2 show that the total of cost operation that produce highest rate of NRR (11.4%) is IDR 10 million with a net benefit of IDR 26.5 million. This rate is high, compared to the short-term rate of return from the Indonesian Central Bank through the credit card bank rate of 3.5% per month.

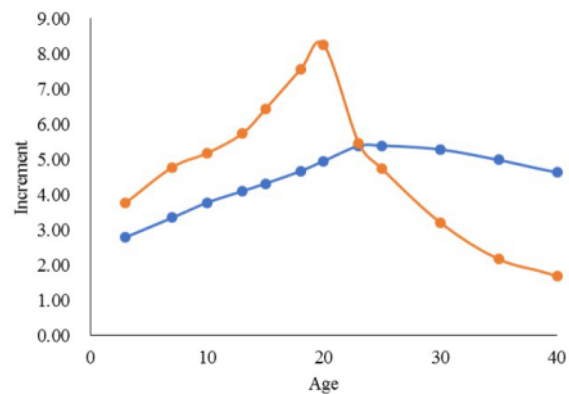
**Mangrove forests and ecosystem services**

Table 3 and Figure 3 shown the wood potential of mangrove forests for *Rhizophora apiculata* ranging in age from 3 to

**Table 3. The potential production of mangrove forests for *Rhizophora apiculata* wood (prior to thinning of trees).** The number of mangrove trees decline gradually because of natural plant death.

| Year | N    | D    | H    | F    | TV     | MAI  | PAI  |
|------|------|------|------|------|--------|------|------|
| 3    | 2500 | 5.0  | 2.0  | 0.85 | 8.34   | 2.78 |      |
| 7    | 1750 | 7.2  | 4.0  | 0.82 | 23.36  | 3.34 | 3.75 |
| 10   | 1700 | 8.4  | 5.0  | 0.8  | 37.66  | 3.77 | 4.77 |
| 13   | 1650 | 9.2  | 6.3  | 0.77 | 53.18  | 4.09 | 5.17 |
| 15   | 1600 | 9.9  | 7.0  | 0.75 | 64.63  | 4.31 | 5.72 |
| 18   | 1550 | 11.3 | 7.5  | 0.72 | 83.90  | 4.66 | 6.42 |
| 20   | 1390 | 12.0 | 9.0  | 0.7  | 98.99  | 4.95 | 7.55 |
| 23   | 1210 | 14.2 | 9.5  | 0.68 | 123.73 | 5.38 | 8.25 |
| 25   | 1100 | 15.0 | 10.5 | 0.66 | 134.64 | 5.39 | 8.46 |
| 30   | 950  | 17.5 | 11.0 | 0.63 | 158.27 | 5.28 | 8.73 |
| 35   | 940  | 18.5 | 11.5 | 0.60 | 174.26 | 4.98 | 8.20 |
| 40   | 870  | 19.4 | 12.0 | 0.60 | 185.07 | 4.63 | 7.16 |

Year, Age of trees; N, Population of Mangrove (trees ha<sup>-1</sup>); D, Tree Diameter (cm); H, Branch Height (m); F, Trees Form Factor; TV, Total Volume (m<sup>3</sup> ha<sup>-1</sup>); MAI, Mean Annual Increment (m<sup>3</sup> ha<sup>-1</sup> year<sup>-1</sup>); CAI, Current Annual Increment (m<sup>3</sup> ha<sup>-1</sup> year<sup>-1</sup>).



**Figure 3. The curve of the relationship between growth increment and age.**

35 years, as determined by the simulation described. **Tab 3** shows that the highest growth increment of wood production was reached at the age of 25 years, and the highest value of MAI was 5.39 m<sup>3</sup> per hectare.

The restoration of mangrove forests in Balikpapan Bay produced a MAI for *Rhizophora apiculata* of 185.07 m<sup>3</sup> h<sup>-1</sup> for trees aged 40 years due to the high density of the mangrove trees. This result shows that the restoration of mangrove forests may produce a high value of ecosystem services for local communities. However, the optimal ecosystem service value will likely be achieved when the mangrove forests produces a MAI of 229.50 m<sup>3</sup> h<sup>-1</sup> for trees aged 40 years. Therefore, it is necessary to adopt tree thinning or tree clearing practices, thinning forest plots by 20% to 40% (Table 4).

When measuring the benefits of ecosystem services, this study assumed that the net income per person income before tree thinning was less than US\$1, while the net income per person after tree thinning was more than US\$2. It is this low, pre-thinning income level for wood harvesting that has led to over-fishing, since fishing currently offers a higher income. Furthermore, the table shows that although the MAI for of 25-year-old trees was

higher than that of trees aged 40 years (6.71 and 5.74, respectively), the total volume of 40-year-old trees was higher than that of 25-year-old trees (229.50 and 167.77, respectively).

## Conclusions

Since the mangrove is located in the primary trade and industry centers, there is a conflict of interest in land-used between huge companies and local communities that are economically dependent (e.g., fisherman). This study has provided some important conclusions regarding the restoration of mangrove forest in Balikpapan Bay. The study sampled 40 households (164 people) whose livelihood depends on the natural productivity of the mangrove forests in Balikpapan Bay, and additional 30 households (123 people) that were chosen via the accidental and snowball sampling method. The study showed that the total income from wood products is IDR 742,425,000 year<sup>-1</sup> or US \$ 0.933 person<sup>-1</sup> day<sup>-1</sup> (300 ha × 98.99 × IDR 500,000, over 20 years). Furthermore, the total income from fishing is IDR 1,080,353,280 or US \$ 1.43 person<sup>-1</sup> day<sup>-1</sup>. Wood production provides a higher income to local community higher than fishing. Specifically, the income differences between wood production and fishing resulted in the rate of overfishing reaching 45.5%. The highest wood production was observed with 25-year-old trees, and the highest value of MAI was 5.39 m<sup>3</sup> ha<sup>-1</sup> for 40 years old trees. The results also suggest that tree thinning ranging, from 90 to 350 trees ha<sup>-1</sup>, can increase the MAI value by around 24.5%.

## 22 Data availability

Raw data associated with this study, including all de-identified questionnaires and raw data from thinning experiments, are available on OSF. DOI: <https://doi.org/10.17605/OSF.IO/C6HFK><sup>36</sup>.

## 7 Grant information

The author(s) declared that no grants were involved in supporting this work.

## Acknowledgments

We thank Dharman, a local public figure, for his valuable information. We are also grateful to Umbar Sujoko for his help in creating the map of study site.

**Table 4. The wood potential of mangrove forests for *Rhizophora apiculata* (after tree thinning).**

| Tree age, years | N    | D    | H    | F    | TV     | MAI  | PAI   |
|-----------------|------|------|------|------|--------|------|-------|
| 18              | 1460 | 12.0 | 8.3  | 0.72 | 98.63  | 5.48 |       |
| 20              | 1250 | 13.0 | 10.0 | 0.70 | 116.08 | 5.80 | 8.73  |
| 23              | 950  | 17.0 | 10.5 | 0.68 | 153.88 | 6.69 | 12.60 |
| 25              | 780  | 19.0 | 11.5 | 0.66 | 167.77 | 6.71 | 6.94  |
| 30              | 740  | 21.0 | 12.0 | 0.63 | 193.67 | 6.46 | 5.18  |
| 35              | 630  | 24.0 | 12.5 | 0.60 | 213.65 | 6.10 | 4.00  |
| 40              | 530  | 26.0 | 13.0 | 0.60 | 229.50 | 5.74 | 3.17  |

Year, Age of trees; N, population of mangrove (trees ha<sup>-1</sup>); D, tree diameter (cm); H, branch-free height (m); F, trees form factor; TV, total volume (m<sup>3</sup> ha<sup>-1</sup>); MAI, mean annual increment (m<sup>3</sup> ha<sup>-1</sup> year<sup>-1</sup>); CAI, current annual increment (m<sup>3</sup> ha<sup>-1</sup> year<sup>-1</sup>).

## References

- Barbier EB, Hacker SD, Kennedy C, et al.: **The value of estuarine and coastal ecosystem services.** *Ecol Monogr.* 2011; **81**(2): 169–93. [Publisher Full Text](#)
- Food and Agriculture Organization of the United Nations: **The world's mangroves 1980-2005.** FAO Forestry Paper 1, 2007; 1–6. [Reference Source](#)
- Blasco F, Aizpuru M, Gers C: **Depletion of the mangroves of Continental Asia.** *Wetl Ecol Manag.* 2001; **9**(3): 255–66. [Publisher Full Text](#)
- Giri C, Ochieng E, Tieszen LL, et al.: **Status and distribution of mangrove forests of the world using earth observation satellite data.** *Glob Ecol Biogeogr.* 2011; **20**(1): 154–9. [Publisher Full Text](#)
- Mijan-Uddin SM, Hoque AT, Abdullah SA: **The changing landscape of mangroves in Bangladesh compared to four other countries in tropical regions.** *J Forestry Res.* 2014; **25**(3): 605–611. [Publisher Full Text](#)
- Okpiliya FI, Udida AA, Oka P: **Effect of Timber Resource Processing on the**



- Edibe-Edibe Creek in Calabar South Local Government Area of Cross River State, Nigeria.** *International Journal of Physical and Human Geography*. 2013; (1): 10–17.  
[Reference Source](#)
7. Saenger P, Hegerl EJ, Davie JDS: **Global status of mangrove ecosystems.** *Environmentalist*. 1983; 3(3): 1–88.  
[Reference Source](#)
  8. Jela I, Bowen JL, York JK: **Mangrove Forests: One of the World's Threatened Major Tropical Environments: At least 35% of the area of mangrove forests has been lost in the past two decades, losses that exceed those for tropical rain forests and coral reefs, two other well-known threatened environments.** *Bioscience*. 2001; 51(10): 807–815.  
[Publisher Full Text](#)
  9. Alongi DM: **Present State and Future of the World's Mangrove Forests.** *Environ Conserv*. 2002; 29(03): 331–349.  
[Publisher Full Text](#)
  10. Duke NC, Meynecke JO, Dittmann S, et al.: **A world without mangroves?** *Science*. 2007; 317(5834): 41–42.  
[PubMed Abstract](#) | [Publisher Full Text](#)
  11. Ewel KC, Twilley RR, Ong JE: **Different Kinds of Mangrove Forests Provide Different Goods and Services.** *Global Ecol Biogeogr*. 1998; 7(1): 83–94.  
[Publisher Full Text](#)
  12. Moberg F, Ronnback P: **Ecosystem services of the tropical seascape: Interactions, substitutions and restoration.** *Ocean Coast Manag*. 2003; 46(1–2): 27–46.  
[Publisher Full Text](#)
  13. Lahjie AM, Isminarti, Simarankir BD: **Community forest management: Comparison of simulated production and financial returns from agarwood, tengkawang and rubber trees in West Kutai, Indonesia.** *Biodiversitas*. 2018; 19(1): 126–133.  
[Publisher Full Text](#)
  14. Elster C: **Reasons for reforestation success and failure with three mangrove species in Colombia.** *For Ecol Manage*. 2000; 131(1–3): 201–214.  
[Publisher Full Text](#)
  15. Lewis RR: **Ecological engineering for successful management and restoration of mangrove forests.** *Ecol Eng*. 2005; 24(4): 403–418.  
[Publisher Full Text](#)
  16. Primavera JH, Esteban JMA: **A review of mangrove rehabilitation in the Philippines: successes, failures and future prospects.** *Wetl Ecol Manag*. 2008; 16(5): 345–358.  
[Publisher Full Text](#)
  17. Samson MS, Rollon RN: **Growth performance of planted mangroves in the Philippines: revisiting forest management strategies.** *Ambio*. 2008; 37(4): 234–240.  
[PubMed Abstract](#) | [Publisher Full Text](#)
  18. King RT: **Wildlife and man.** *New York Conservationist*. 1966; 20: 8–11.
  19. Helliwell DR: **Valuation of wildlife resources.** *Regional Stud*. 1969; 3(1): 41–47.  
[Publisher Full Text](#)
  20. Millennium Ecosystem Assessment Board: **Ecosystems And Human Well-being. A Framework For Assessment.** Washington, DC, 2005.  
[Reference Source](#)
  21. Bengtsson J: **Which species? What kind of diversity? Which Ecosystem function? Some Problems in studies of relations between biodiversity and ecosystem function.** *Appl Soil Ecol*. 1998; 10(3): 191–199.  
[Publisher Full Text](#)
  22. Daily GC: **Valuing And Safeguarding Earth's Life Support Systems.** Island Press, Washington, DC, 1997; 365–374.  
[Reference Source](#)
  23. Costanza R, Folke C: **Valuing Ecosystem Services With Efficiency, Fairness And Sustainability As Goals.** Island Press, Washington, DC, 1997; 49–70.  
[Reference Source](#)
  24. King DM, Wainger LA, Bartoldus C, et al.: **Expanding Wetland assessment procedures: linking indices of wetland function with services and values.** Wetland Research Program, Washington, DC, USA. 2000.  
[Reference Source](#)
  25. De Groot RS, Wilson MA, Boumans RMJ: **A Typology for the classification, description and valuation of ecosystem functions, goods and services.** *Ecol Econ*. 2002; 41(3): 393–408.  
[Publisher Full Text](#)
  26. Banzhaf BA: **What Are Ecosystem Services? Resources For the Future.** 2007.
  27. Wallace KJ: **Classification Of ecosystem services: problems and solutions.** *Biol Conserv*. 2007; 139(3–4): 235–246.  
[Publisher Full Text](#)
  28. Millennium Ecosystem Assessment Board: **Ecosystems And Human Well-being: Current State And Trends.** Island Press, Washington, 2005; 1.  
[Reference Source](#)
  29. Daily GC, Alexander S, Ehrlich PR, et al.: **Ecosystem Service: Benefits Supplied To Human Societies By Natural Ecosystems.** Island Press. 1997.  
[Reference Source](#)
  30. Klemperer WD: **Forest resource economics and finance.** McGraw-Hill Inc. 2003.  
[Reference Source](#)
  31. Muliadi M, Lahjie AM, Simarankir BDAS, et al.: **Bioeconomic and environmental valuation of dipterocarp estate forest based on local wisdom in Kutai Kartanegara, Indonesia.** *Biodiversitas*. 2017; 18(1): 401–408.  
[Publisher Full Text](#)
  32. Lahjie AM, Simarankir BDAS, Kristiningrum R, et al.: **Financial analysis of dipterocarp log production and rubber production in the forest and land rehabilitation program of Sekolaq Muliak, West Kutai District, Indonesia.** *Biodiversitas*. 2018; 19(3): 757–766.  
[Publisher Full Text](#)
  33. Van Gardingen PR, McLeish MJ, Phillips PD, et al.: **Financial and ecological analysis of management options for logged-over dipterocarp forests in Indonesia Borneo.** *For Ecol Manag*. 2003; 163(1–3): 1–29.  
[Publisher Full Text](#)
  34. Winami B, Lahjie AM, Simarankir BDAS, et al.: **Tengkawang cultivation model in community forest using agroforestry systems in West Kalimantan, Indonesia.** *Biodiversitas*. 2018; 18(2): 765–772.  
[Publisher Full Text](#)
  35. Sturges HA: **The Choice of a Class Interval.** *J Am Stat Assoc*. 2012; 21(153): 65–66.  
[Publisher Full Text](#)
  36. Nouval B, Lahjie AM, Ruslim Y, et al.: **Economic Valuation from Direct Use of Mangrove Forest Restoration in Balikpapan Bay, East Kalimantan, Indonesia.** *OSF*. 2018.  
<http://www.doi.org/10.17605/OSF.IO/C6HFK>
  37. Numanaf AR: **Rural Household Income and Expenditure and Its Relation to Poverty Rate.** *Soca (Socio-Economic of Agriculture And Agribusiness)*. 2014; 1–12.

## Open Peer Review

Current Referee Status:  

### Version 2

Referee Report 08 April 2019

<https://doi.org/10.5256/f1000research.20432.r46487>



**William L. Hargrove**

Center for Environmental Resource Management, University of Texas at El Paso, El Paso, TX, USA

Yes, I can change my recommendation to "Approved".

4

**Competing Interests:** No competing interests were disclosed.

**I have read this submission. I believe that I have an appropriate level of expertise to confirm that it is of an acceptable scientific standard.**

Referee Report 01 April 2019

<https://doi.org/10.5256/f1000research.20432.r46486>



**Poni Bawole** 

Department of Marine Science, Faculty of Fisheries and Marine Science, University of Papua, Manokwari, Indonesia

My comments have been revised by the author. So this article can be indexed.

5

**Competing Interests:** No competing interests were disclosed.

**Reviewer Expertise:** Coastal management

**I have read this submission. I believe that I have an appropriate level of expertise to confirm that it is of an acceptable scientific standard.**

### Version 1

Referee Report 06 February 2019

2

<https://doi.org/10.5256/f1000research.18600.r43850>

?

**Poni Bawole** 

Department of Marine Science, Faculty of Fisheries and Marine Science, University of Papua, Manokwari, Indonesia

#### **Introduction:**

1. The concepts of ES and VE should be introduced briefly. Please explain what they mean and how they are defined related to mangrove forests in order to assess fishery activities.
2. What is the state of the knowledge of this research? From what I see I have found this research only reports what has been done by the project. So I suggest that the authors should be able to convey the novelty of this research. What's different about VE in Kalimantan from VE in Indonesia or elsewhere in the world?

#### **Materials and methods:**

Please give more information about fishers, for example of their activities. Do they do one day fishing or not, and whether being fishermen is their main job, like many fishermen in Indonesia? This time is allocated for fishing for one week, month or year.

#### **Discussion:**

The authors should also be able to discuss the relationship of mangroves (*Rizophora apiculata*) with fisheries production based on location. Does low area abundance provide low fisheries production in areas with *Rizophora*? This is seen from the EV approach.

#### **Conclusions:**

Conclusions should be corrected or revised. I see that the current conclusion is still a summary of the methods and results and discussion. Summarize what has been learned and why it is interesting and useful.

**1**

**Is the work clearly and accurately presented and does it cite the current literature?**

Partly

**Is the study design appropriate and is the work technically sound?**

Yes

**Are sufficient details of methods and analysis provided to allow replication by others?**

Yes

**If applicable, is the statistical analysis and its interpretation appropriate?**

Yes

**Are all the source data underlying the results available to ensure full reproducibility?**

Yes

**Are the conclusions drawn adequately supported by the results?**

Partly

**Competing Interests:** No competing interests were disclosed.

**Reviewer Expertise:** Coastal management

**I have read this submission. I believe that I have an appropriate level of expertise to confirm that it is of an acceptable scientific standard, however I have significant reservations, as outlined above.**

Author Response 11 Feb 2019

**Bagus Nouval,**

Introduction:

1. The definition of ES has been described in the manuscript (refer to p.3), but we will add the definition of EV in the manuscript. Economic valuation (EV) is a quantitative assessment that is able to present the different range of values based on the specific method used, but it may allow fishermen to make decisions according to utilized goods and services provided by mangrove ecosystems.

2. The study is novel in that it examines the economic benefits of mangrove ecosystems. Since the mangrove is in the primary trade and industry centers, there is a conflict of interest in land-used between huge companies (e.g., mining, shipping, and cement) and local communities that are economically dependent (e.g., fishermen).

Materials and methods:

We already presented the criteria of fishermen activities in the manuscript at the section of data collection (refer to p. 4).

Discussion:

The relationship of mangrove trees (*Rizophora apiculata*) and fishermen production is already discussed in the manuscript at the section of result and discussion (refer to p.5). The economic value produced by fishing is higher than harvesting wood of mangrove trees which is caused by overfishing.

Conclusions:

Since the mangrove is located in the primary trade and industry centers, there is a conflict of interest in land-used between huge companies (e.g., mining, shipping, and cement) and local communities that are economically dependent (e.g., fisherman). This issue becomes an interesting topic to be analyzed.

11

**Competing Interests:** No competing interests were disclosed.

Referee Report 29 January 2019

<https://doi.org/10.5256/f1000research.18600.r42539>



**William L. Hargrove**

Center for Environmental Resource Management, University of Texas at El Paso, El Paso, TX, USA

This study focuses on mangrove forests, an important ecosystem in coastal areas. The study focuses on the economic value of wood production and also of fish production in brackish water ponds, which, along with overharvesting, contribute to the destruction of the mangrove ecosystem. Nonetheless some mangrove ecosystems have been restored through natural reseeding. The study provides interesting economic data on the value of mangrove forests. The impacts of thinning and also of restoring mangrove are assessed in economic terms, demonstrating that thinning can increase the economic value by about 25%. The economic value of fishing is also quantified. The greater economic value of fishing as measured in the daily income also contributes to overfishing.

My criticism of this paper is that the authors also discuss "ecosystem services", but seem to equate ecosystem services with the economic value of the wood or fish harvested. I consider ecosystem services to include other impacts related to water quality, habitat for flora and fauna, and other environmental impacts that are difficult to monetize. These are not really considered, only the economic value of wood production. Thus the authors should limit their discussion to the "economic services" of mangrove forests, and their contribution to the livelihoods of the local people. This, of course, does not diminish the importance of the mangrove forests as an economic resource, but evaluation of ecosystem services would require a different approach to evaluating all the environmental benefits of mangrove forests.

**Is the work clearly and accurately presented and does it cite the current literature?**

Yes

**Is the study design appropriate and is the work technically sound?**

Yes

**Are sufficient details of methods and analysis provided to allow replication by others?**

Yes

**If applicable, is the statistical analysis and its interpretation appropriate?**

Yes

**Are all the source data underlying the results available to ensure full reproducibility?**

Yes

**Are the conclusions drawn adequately supported by the results?**

Yes

**Competing Interests:** No competing interests were disclosed.

**Reviewer Expertise:** Environmental Science, Water Quantity and Quality

4  
I have read this submission. I believe that I have an appropriate level of expertise to confirm that it is of an acceptable scientific standard, however I have significant reservations, as outlined above.

Author Response 05 Feb 2019

**Bagus Nouval,**

I agree with the suggestion from the referee. Since assessing ecosystem services provided ecological, sociocultural and economic human benefits, and monetary are essential, this research focused on examining the direct use of the natural products of the mangrove ecosystem in order to meet economic needs of the local community in Balikpapan bay, Indonesia. Identifying various mangrove ecosystem services, including wood production and fishing, which is consumed and sold at the local auction by local community leads this research to adopt economic value. Previous studies have adopted the economic value to evaluate ecosystem services. Therefore, the definition of ecosystem services in our manuscript will be limited on the economic services of mangrove ecosystem.

13  
**Competing Interests:** No competing interests were disclosed.

The benefits of publishing with F1000Research:

- Your article is published within days, with no editorial bias
- You can publish traditional articles, null/negative results, case reports, data notes and more
- The peer review process is transparent and collaborative
- Your article is indexed in PubMed after passing peer review
- Dedicated customer support at every stage

For pre-submission enquiries, contact [research@f1000.com](mailto:research@f1000.com)

F1000Research

## (13) Economic valuation from direct use of mangrove forest restoration in Balikpapan Bay, East Kalimantan

---

### ORIGINALITY REPORT

---

12%

SIMILARITY INDEX

%

INTERNET SOURCES

12%

PUBLICATIONS

%

STUDENT PAPERS

---

### PRIMARY SOURCES

---

- 1** Sabah Al-Rashed, Haider Kareem, Neeraj Kalra, Linda D'Antona, Mouness Obeidat, Bhavesh Patel, Ahmed Toma. "Lumboperitoneal shunt insertion without fluoroscopy guidance: Accuracy of placement in a series of 107 procedures", F1000Research, 2017  
Publication 2%

---
- 2** Femy M. Sahami, Rene Charles Kepel, Abdul Hafidz Olih, Silvester Benny Pratasik. "What species make up the Nike fish assemblages at the macrotidal estuary in Gorontalo Bay, Indonesia?", F1000Research, 2019  
Publication 2%

---
- 3** Budi Setiawan, Abubakar M. Lahjie, Syahrir Yusuf, Yosep Ruslim. "Model of Community Forest Land Management Production and Financial Simulation of Super Teak, Solomon Teak and Sungkai Trees in Samboja Kutai Kartanegara East Kalimantan, Indonesia", Energy and Environment Research, 2019 1%

4

Tho Dinh Tran, Uy Van Nguyen, Vuong Minh Nong, Bach Xuan Tran. "Patient waiting time in the outpatient clinic at a central surgical hospital of Vietnam: Implications for resource allocation", F1000Research, 2017

Publication

---

1 %

5

Adelina Adelina, Feli Feliatra, Yusni Ikhwan Siregar, Iskandar Putra, Indra Suharman. "Use of chicken feather meal fermented with Bacillus subtilis in diets to increase the digestive enzymes activity and nutrient digestibility of silver pompano Trachinotus blochii (Lacepede, 1801)", F1000Research, 2021

Publication

---

1 %

6

Fernando Jaramillo, Lucía Licero, Imenne Åhlen, Stefano Manzoni et al. "Effects of Hydroclimatic Change and Rehabilitation Activities on Salinity and Mangroves in the Ciénaga Grande de Santa Marta, Colombia", Wetlands, 2018

Publication

---

1 %

7

Wijerathne, Buddhika T.B., Geetha K. Rathnayake, and Sisira K. Ranaraja. "A rare variation of hydranencephaly: case report", F1000 Research, 2012.

Publication

---

<1 %



8

Alexander Toet, Jan B. F. van Erp. "Affective rating of audio and video clips using the EmojiGrid", F1000Research, 2021

Publication

<1 %

9

Adolphe Atheull. "Commercial activities and subsistence utilization of mangrove forests around the Wouri estuary and the Douala-Edea reserve (Cameroon)", Journal of Ethnobiology and Ethnomedicine, 2009

Publication

<1 %

10

Lilin Kerschbaumer, Jan Felix Köbbing, Konrad Ott, Stefan Zerbe, Niels Thevs. "Development scenarios on Hetao irrigation area (China): a qualitative analysis from social, economic and ecological perspectives", Environmental Earth Sciences, 2014

Publication

<1 %

11

Correia, Pamela, Roopal Panchani, Rajeev Ranjan, and Chandrashekhar Agrawal. "Insulinoma presenting as refractory seizure disorder", F1000 Research, 2012.

Publication

<1 %

12

Irum Mukhtar, Abdul Hannan. "Constraints on mangrove forests and conservation projects in Pakistan", Journal of Coastal Conservation, 2011

Publication

<1 %

13 Karapetyan, Yervand E. "Long double stranded RNA is present in scrapie infected cells and tissues", F1000 Research, 2012. <1 %  
Publication

---

14 Lyn Craig, Judith Brown. "Chapter 4 The Multitasking Parent: Time Penalties, Dimensions, and Gender Differences", Springer Science and Business Media LLC, 2016 <1 %  
Publication

---

15 Mangrove Ecosystems of Asia, 2014. <1 %  
Publication

---

16 Teera Kangkhetkron, Chudchawal Juntarawijit. "Pesticide exposure and lung cancer risk: A case-control study in Nakhon Sawan, Thailand", F1000Research, 2021 <1 %  
Publication

---

17 "Mangrove Ecosystems: A Global Biogeographic Perspective", Springer Science and Business Media LLC, 2017 <1 %  
Publication

---

18 "Threats to Mangrove Forests", Springer Nature, 2018 <1 %  
Publication

---

19 Georgi Redko. "The Lintula Larch Forest", Scandinavian Journal of Forest Research, 5/1/2005 <1 %

20

Carl J. Heneghan, Elizabeth A. Spencer, Jon Brassey, Annette Plüddemann et al. "SARS-CoV-2 and the role of orofecal transmission: a systematic review", F1000Research, 2021

Publication

<1 %

---

21

Vo, Quoc Tuan, C. Kuenzer, Quang Minh Vo, F. Moder, and N. Oppelt. "Review of valuation methods for mangrove ecosystem services", Ecological Indicators, 2012.

Publication

<1 %

---

22

Million Abraha, Shiden Solomon. "Case Report: A rare cause of vaginal bleeding at Keren Zonal Referral Hospital, Eritrea", F1000Research, 2019

Publication

<1 %

---

23

Zhou, Wei, and Lan Gao. "The impact of carbon trade on the management of short-rotation forest plantations", Forest Policy and Economics, 2016.

Publication

<1 %

---

Exclude quotes  On

Exclude matches  < 3 words

Exclude bibliography  On