

SINTA Author Subjects Affiliations Sources FAQ WCU Registration Login

Get More with SINTA Insight [Go to Insight](#)

JURNAL AGRISEP: KAJIAN MASALAH SOSIAL EKONOMI PERTANIAN DAN AGRIBISNIS

BPPP (BADAN PENERBITAN FAKULTAS PERTANIAN) UNIVERSITAS BENKULU
 P-ISSN: 25799959 E-ISSN: 14128837 Subject Area: Economy, Agriculture

1.85106 Impact Factor
2977 Google Citations
Sinta 2 Current Accreditation

Google Scholar Garuda Website Editor URL

History Accreditation

Year	2017	2018	2019	2020	2021	2022	2023	2024	2025	2026	2027	2028
Accreditation	1	2	3	4	5	6	7	8	9	10	11	12

Garuda Google Scholar

Citation Per Year By Google Scholar

Journal By Google Scholar

	All	Since 2019
Citation	2977	2724
h-index	22	21
100-index	84	74

https://ejournal.unib.ac.id/agrisep/user/register

ISSN : 1412-8837
e-ISSN : 2579-9959

JURNAL AGRISEP

Kajian Masalah Sosial Ekonomi Pertanian dan Agribisnis

Home / Registration complete

Registration complete

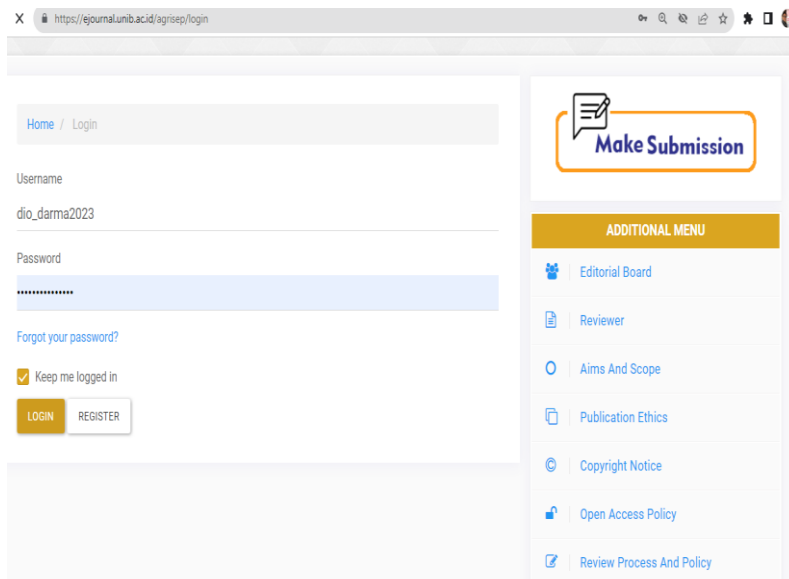
Thanks for registering! What would you like to do next?

- View Submissions
- Make a New Submission
- Edit My Profile
- Continue Browsing

Make Submission

ADDITIONAL MENU

- Editorial Board
- Reviewer
- Aims And Scope
- Publication Ethics



[jagrisep] Submission Acknowledgement Kotak Masuk x



Prof. Dr. Ir. Ketut Sukiyono, M.Ec <ejournal_postmaster@unib.ac.id>
kepada saya ▾

Rab, 13 Sep, 12.15 ☆ ↶ ⋮

🌐 Inggris ▾ > Indonesia ▾ [Terjemahkan pesan](#)

[Nonaktifkan untuk Inggris](#) x

Dio Caesar Darma:

Thank you for submitting the manuscript, "DO AGRICULTURAL REFORMS INCREASING THE PROSPERITY OF INDONESIAN FARMERS?" to Jurnal AGRISEP: Kajian Masalah Sosial Ekonomi Pertanian dan Agribisnis. With the online journal management system that we are using, you will be able to track its progress through the editorial process by logging in to the journal web site:

Manuscript URL: <https://ejournal.unib.ac.id/agrisep/authorDashboard/submission/30054>

Username: dio_darma2023

If you have any questions, please contact me. Thank you for considering this journal as a venue for your work.

Prof. Dr. Ir. Ketut Sukiyono, M.Ec

Jurnal AGRISEP <http://ejournal.unib.ac.id/index.php/agrisep>

Jurnal AGRISEP: Kajian Masalah Sosial Ekonomi Pertanian dan Agribisnis

Submissions

My Queue 1 Archives Help

My Assigned Search Filters New Submission

30054 Priyagus et al.
DO AGRICULTURAL REFORMS INCREASING THE PROSPERITY OF INDONESIAN FARMERS? Submission View

[jagrisep] New notification from Jurnal AGRISEP: Kajian Masalah Sosial Ekonomi Pertanian dan Agribisnis Kotak Masuk x



Lathifah K <ejournal_postmaster@unib.ac.id>
kepada saya ▾

Rab, 11 Okt, 14.59 (20 jam yang lalu) ☆ ↶ ⋮

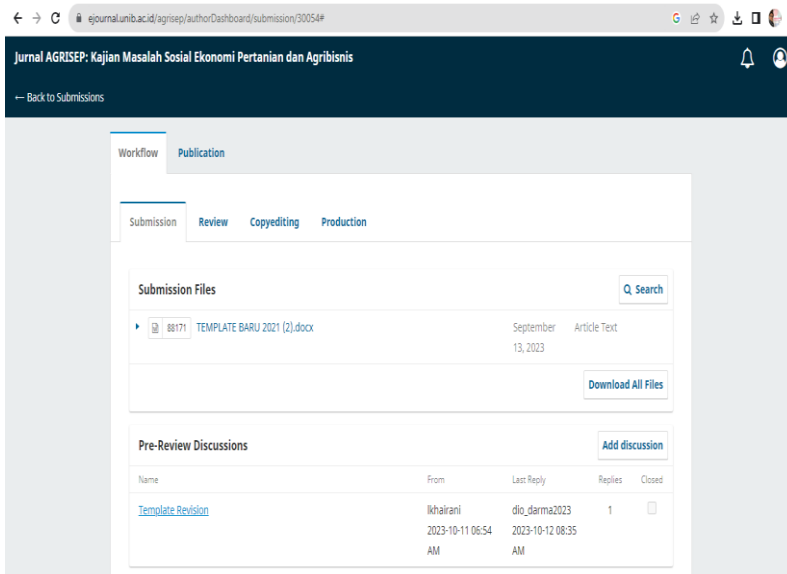
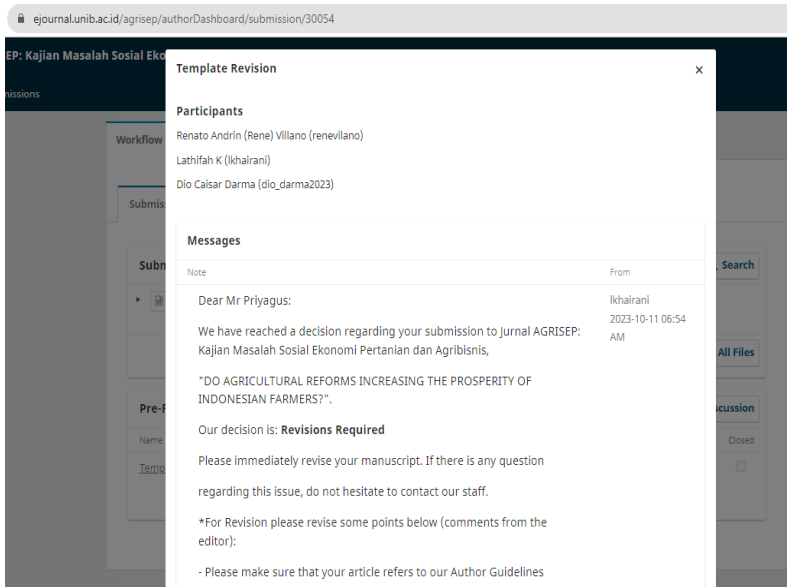
You have a new notification from Jurnal AGRISEP: Kajian Masalah Sosial Ekonomi Pertanian dan Agribisnis:

You have been added to a discussion titled "Template Revision" regarding the submission "DO AGRICULTURAL REFORMS INCREASING THE PROSPERITY OF INDONESIAN FARMERS?".

Link: <https://ejournal.unib.ac.id/agrisep/authorDashboard/submission/30054>

Ridha Rizki Novanda, SE, M.Si

Jurnal AGRISEP <http://ejournal.unib.ac.id/index.php/agrisep>



The screenshot shows the 'Submission Guidelines' page for AGRISEP. The page includes a list of instructions for authors, such as word count requirements, reference formatting, and the need to address editor comments. It also provides contact information for the editor and the journal's website.

<https://ejournal.unib.ac.id/agrisep/authorDashboard/submission/30054>

<https://ejournal.unib.ac.id/agrisep/authorDashboard/submission/30054>

- Introduction must be written using 800 to 1000 words
- Complete your JOURNAL (PRIMARY) references with DOI NUMBER format. If there is not a DOI, please add the link to article
- Please follow the reference format: Bright-Paul, A., Jarrold, C., & Wright, D. B. (2008). Theory-Of-Mind Development Influences Suggestibility And Source Monitoring. *Developmental Psychology*, 44(1), 1055-1068. doi: 10.1037/0012-1649.44.4.1055.

Please **see the attached editor comments** for further details about necessary revisions.

Please immediately revise your manuscript. If there is any question regarding this issue, do not hesitate to contact our staff.

Thank you again for your submission. We look forward to receiving your revised copy in ONE week to obtain a priority for publication consideration.

*For Revision and Technical issues, contact to our editor (Lathifah Khairani, Whatsapp: 082187326842).

Jurnal AGRISEP: Kajian Masalah Sosial Ekonomi Pertanian dan Agribisnis
Universitas Bengkulu

<https://ejournal.unib.ac.id/index.php/agrisep>

[TEMPLATE BARU 2022.docx](#) [1st_Template Revision.docx](#)

The screenshot shows an email message from the journal editor. The message is addressed to 'Assalamualaikum, Wr. Wb.' and is dated 2023-10-12 08:35 AM. The editor expresses gratitude for the author's feedback and informs them that their manuscript has been accepted for publication. The message includes a 'Statement of Originality.pdf' and an 'Add Message' button.

Universitas Bengkulu

<https://ejournal.unib.ac.id/index.php/agrisep>

[TEMPLATE BARU 2022.docx](#) [1st_Template Revision.docx](#)

Assalamualaikum, Wr. Wb., dio_darma2023
2023-10-12 08:35
AM

Yth. Kepala Editor Jurnal,

Kami sangat berterima kasih atas informasi yang berharga ini. Selain itu, para penulis perlu mengapresiasi semua arahan, saran, dan rekomendasi yang disalurkan dalam rangka mengoptimalkan kualitas naskah. Secara keseluruhan, kami juga menyetujui komentar dalam konteks revisi. Untuk menindaklanjuti koreksi, para penulis telah memperbaikinya (*terlampir*). Juga, kami kirimkan halaman persetujuan publikasi yang ditandatangani disertai materai. Semoga sukses dan sehat selalu. Menunggu kabar lanjutan di masa depan.

Salam hormat,

Penulis

[1st_Template+Revision.docx](#) [Statement of Originality.pdf](#)

[Add Message](#)

[jagrisep] New notification from Jurnal AGRISEP: Kajian Masalah Sosial Ekonomi Pertanian dan Agribisnis



Lathifah K <ejournal_postmaster@unib.ac.id>

kepada saya ▾

Rab, 18 Okt, 10.59 (15 jam yang lalu)



You have a new notification from Jurnal AGRISEP: Kajian Masalah Sosial Ekonomi Pertanian dan Agribisnis:

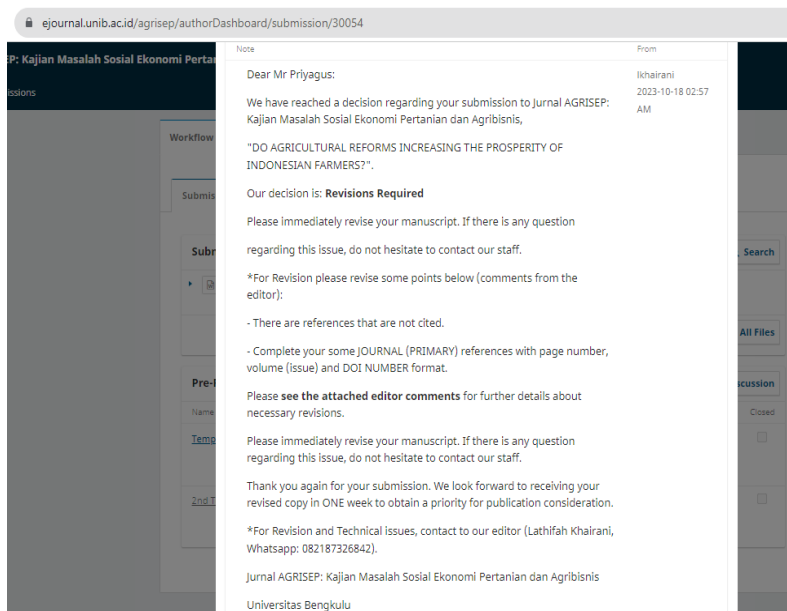
You have been added to a discussion titled "2nd Template Revision" regarding the submission "DO AGRICULTURAL REFORMS INCREASING THE PROSPERITY OF INDONESIAN FARMERS?".

Link: <https://ejournal.unib.ac.id/agrisep/authorDashboard/submission/30054>

Ridha Rizki Novanda, SE, M.Si

Jurnal AGRISEP <http://ejournal.unib.ac.id/>

<index.php/agrisep>



The screenshot shows an email notification from Jurnal AGRISEP. The subject is "2nd Template Revision" regarding the submission "DO AGRICULTURAL REFORMS INCREASING THE PROSPERITY OF INDONESIAN FARMERS?". The email is from Lathifah K (lthairani@unib.ac.id) and is dated 2023-10-18 02:57 AM. The content of the email is as follows:

Dear Mr Priyagus:

We have reached a decision regarding your submission to Jurnal AGRISEP: Kajian Masalah Sosial Ekonomi Pertanian dan Agribisnis,

"DO AGRICULTURAL REFORMS INCREASING THE PROSPERITY OF INDONESIAN FARMERS?".

Our decision is: **Revisions Required**

Please immediately revise your manuscript. If there is any question regarding this issue, do not hesitate to contact our staff.

*For Revision please revise some points below (comments from the editor):

- There are references that are not cited.
- Complete your some JOURNAL (PRIMARY) references with page number, volume (issue) and DOI NUMBER format.

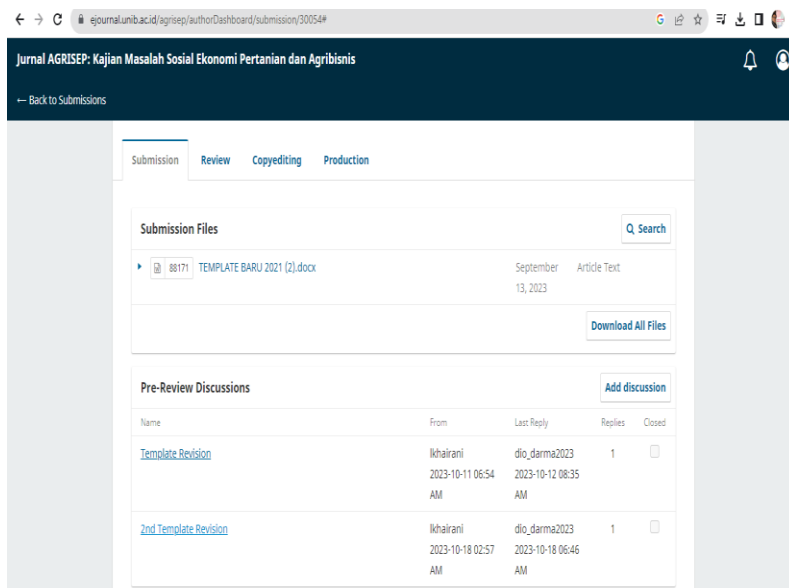
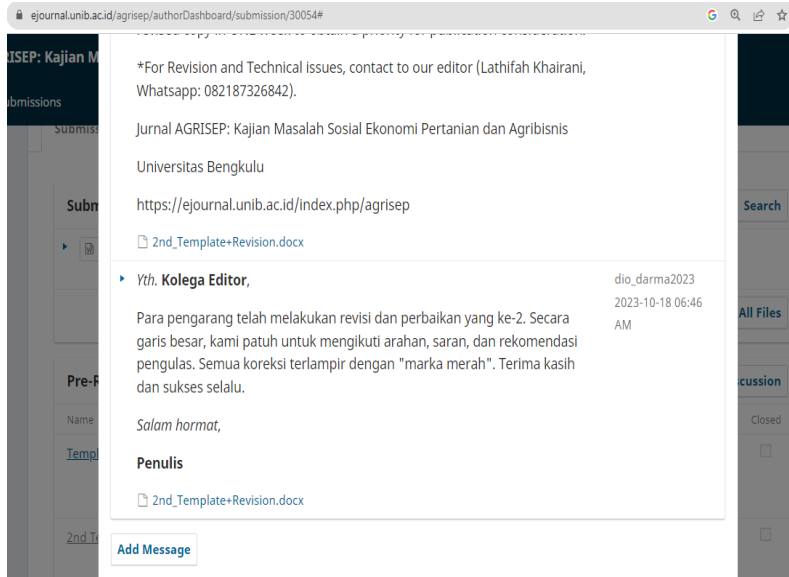
Please see the attached editor comments for further details about necessary revisions.

Please immediately revise your manuscript. If there is any question regarding this issue, do not hesitate to contact our staff.

Thank you again for your submission. We look forward to receiving your revised copy in ONE week to obtain a priority for publication consideration.

*For Revision and Technical issues, contact to our editor (Lathifah Khairani, Whatsapp: 082187326842).

Jurnal AGRISEP: Kajian Masalah Sosial Ekonomi Pertanian dan Agribisnis Universitas Bengkulu



Submissions

My Queue 1 Archives Help

My Assigned Search Filters New Submission

30054 Priyagus et al.
DO AGRICULTURAL REFORMS INCREASING THE PROSPERITY OF INDONESIAN FARMERS? 0/2 Review View

[jagrisep] Editor Decision Kotak Masuk x



Lathifah K <ejournal_postmaster@unib.ac.id>
kepada Priyagus, Saida, Nurfiza, saya ▾

Rab, 8 Nov, 10.58 (14 jam yang lalu) ☆ ↶ ⋮

Dr. Priyagus Priyagus, Saida Zainurossalamia ZA, Nurfiza Widayanti, Dio Caisar Darma:

We have reached a decision regarding your submission to Jurnal AGRISEP: Kajian Masalah Sosial Ekonomi Pertanian dan Agribisnis, "DO AGRICULTURAL REFORMS INCREASING THE PROSPERITY OF INDONESIAN FARMERS?".

Our decision is: Revisions Required

Reviewer B:
Recommendation: Revisions Required

Jenis naskah :

Artikel Text

ejournal.unib.ac.id/agrisep/submissions

Jurnal AGRISEP: Kajian Masalah Sosial Ekonomi Pertanian dan Agribisnis

Submissions

My Queue (1) Archives Help

My Assigned

Search Filters New Submission

30054 Priyagus et al.
DO AGRICULTURAL REFORMS INCREASING THE PROSPERITY OF INDONESIAN FARMERS? 1/2 Review View

Revisions have been requested.

ejournal.unib.ac.id/agrisep/authorDashboard/submission/30054

Jurnal AGRISEP: Kajian Masalah Sosial Ekonomi Pertanian dan Agribisnis

← Back to Submissions

Notifications

[jagrisep] Editor Decision 2023-11-08 02:58 AM

[jagrisep] Editor Decision 2023-11-08 02:59 AM

Reviewer's Attachments

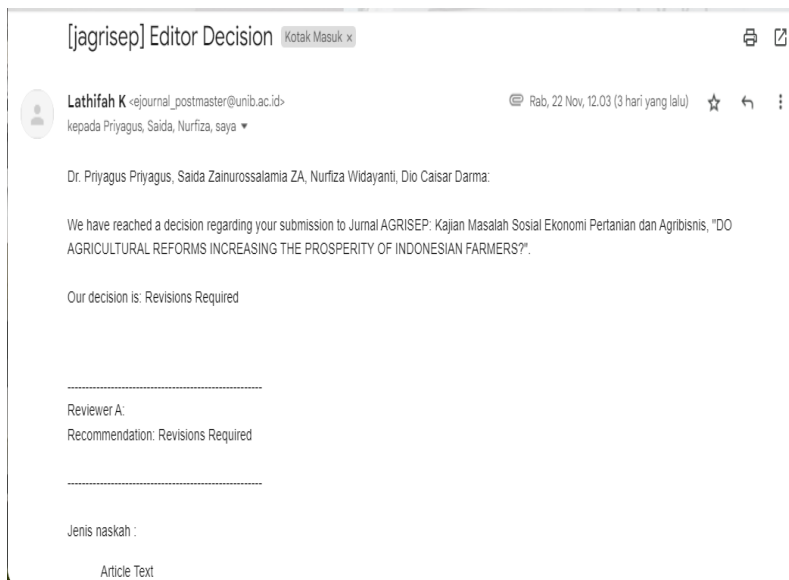
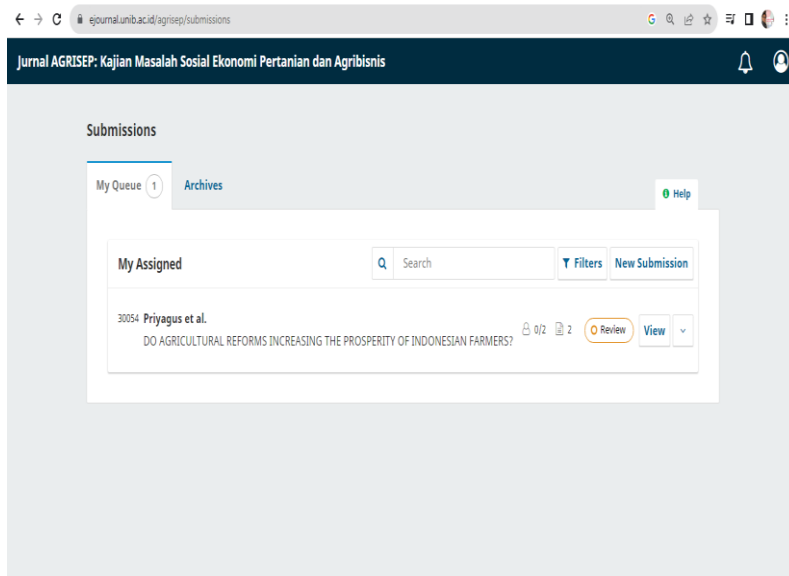
Search

91899	30054+DO AGRICULTURAL REFORMS INCREASING THE PROSPERITY OF INDONESIAN FARMERS_Review Result.docx	November 8, 2023
-------	--	------------------

Revisions

Search Upload File

91994	B-30054+DO AGRICULTURAL REFORMS INCREASING THE PROSPERITY OF INDONESIAN FARMERS_Review Result.docx	November 8, 2023	Article Text
-------	--	------------------	--------------



← → C ejournal.unib.ac.id/agrisep/submissions 🔍 ⭐ 📄 👤 ⋮

Jurnal AGRISEP: Kajian Masalah Sosial Ekonomi Pertanian dan Agribisnis 🔔 👤

Submissions

My Queue 1 Archives 0 Help

My Assigned 🔍 Search ⌵ Filters New Submission

30054 Priyagus et al.
 DO AGRICULTURAL REFORMS INCREASING THE PROSPERITY OF INDONESIAN FARMERS? 📄 1/2 📄 2 Review View ⌵

🚨 Revisions have been requested.



dio caisar <diocaesar09@gmail.com>
 kepada Lathifah ▾

📧 Sab, 25 Nov, 12.46 (11 jam yang lalu) ☆ ↶ ↷ ⋮

Yth. Kepala Editor Jurnal AGRISEP,

Kami berterima kasih atas informasi yang positif ini. Para penulis juga perlu mengapresiasi segala bentuk komentar dan arahan dari pengulas dalam rangka meningkatkan kualitas karya ilmiah yang dikirimkan. Untuk menindaklanjuti perbaikan ke-2, kami lampirkan file koreksi terbaru via email dan OJS. Secara garis besar, khusus terhadap revisi di tahap ke-2 ini, ada beberapa bagian yang disorot oleh pengulas (semisal nama sub-bab). Pada Bab "Hasil dan Pembahasan", seperti yang disarankan oleh pengulas, bahwa Sub-Bab "Temuan" diubah menjadi "Karakteristik Responden". Perlu diketahui, judul Sub-Bab itu sudah sesuai dan mengikuti tujuan penelitian, metodologi, dan jenis data, sehingga kurang tepat apabila Sub-Bab ini berganti judul. Kami hanya mengubah judul Sub-Bab dari yang awalnya "Temuan" menjadi "Analisis Kuantitatif". Dengan kata lain, "Karakteristik Responden" hanya tepat untuk dipergunakan pada studi yang menerapkan data primer (seperti wawancara/survey melalui teknik kuesioner), sementara disatu sisi, kajian yang ada dibentuk atau didukung oleh data sekunder yang dihimpun dan diaksas dari laporan statistik tahunan pemerintah. Data sekunder yang dikumpulkan, diolah dengan model analisis statistik bersifat kuantitatif. Hal ini berbeda dengan data primer yang mengimplementasikan metode survey dari pihak pertama, dimana pada umumnya diolah kedalam kuesioner, meski sama-sama dapat disajikan secara kuantitatif. Selain itu, terkait corresponding authors (An. Dio Caesar Darma), apakah bisa mengganti e-mail pada naskah, karena penulis ybs baru saja memperoleh email institusi (diocaesardarma@feb.unmul.ac.id) sebagai dosen baru di FEB-Univ. Mulawarman. Harap maklum, semoga sukses dan sehat selalu.

Salam hormat,
 Dio Caesar Darma

Satu lampiran • Dipindai dengan Gmail 📧



← → ejournal.umb.ac.id/agriseep/authorDashboard/submission/30054

Jurnal AGRISEP: Kajian Masalah Sosial Ekonomi Pertanian dan Agribisnis

← Back to Submissions

Notifications

[agriseep] Editor Decision	2023-11-08 02:58 AM
[agriseep] Editor Decision	2023-11-08 02:59 AM
[agriseep] Editor Decision	2023-11-22 04:03 AM

Reviewer's Attachments

92802 30054-DO AGRICULTURAL REFORMS INCREASING THE PROSPERITY OF INDONESIAN FARMERS_2nd Review Result.docx	November 22, 2023
---	----------------------

Revisions

93069 A-30054-DO AGRICULTURAL REFORMS INCREASING THE PROSPERITY OF INDONESIAN FARMERS_2nd Review Result.docx	November 25, 2023	Article Text
---	----------------------	--------------

Review Discussions

L Lathifah K
kepada Priyagus, Saida, Nurfiza, saya ▾

Rab, 20 Des, 09:53 (14 jam yang lalu) ☆ 😊 ↶ ⋮

Dr. Priyagus Priyagus, Saida Zainurossalamia ZA, Nurfiza Widayanti, Dio Cairsa Darma:

We have reached a decision regarding your submission to Jurnal AGRISEP: Kajian Masalah Sosial Ekonomi Pertanian dan Agribisnis, "DO AGRICULTURAL REFORMS INCREASING THE PROSPERITY OF INDONESIAN FARMERS?".

Our decision is to: Accept Submission

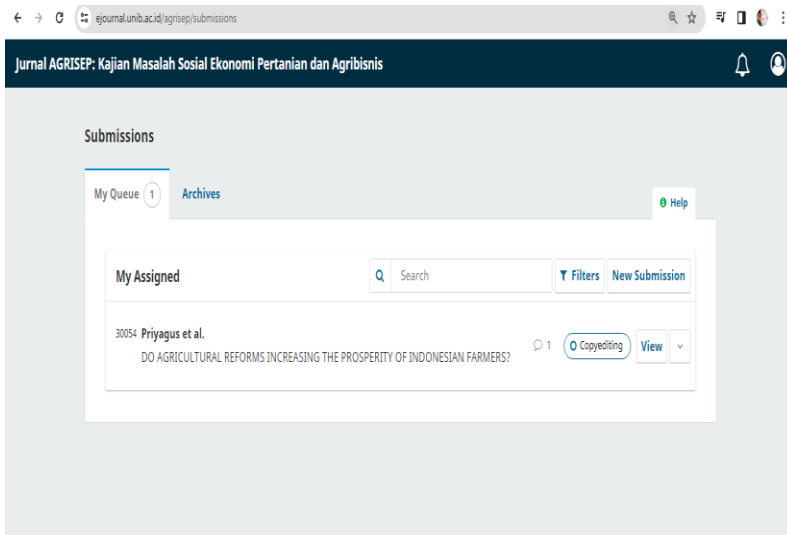
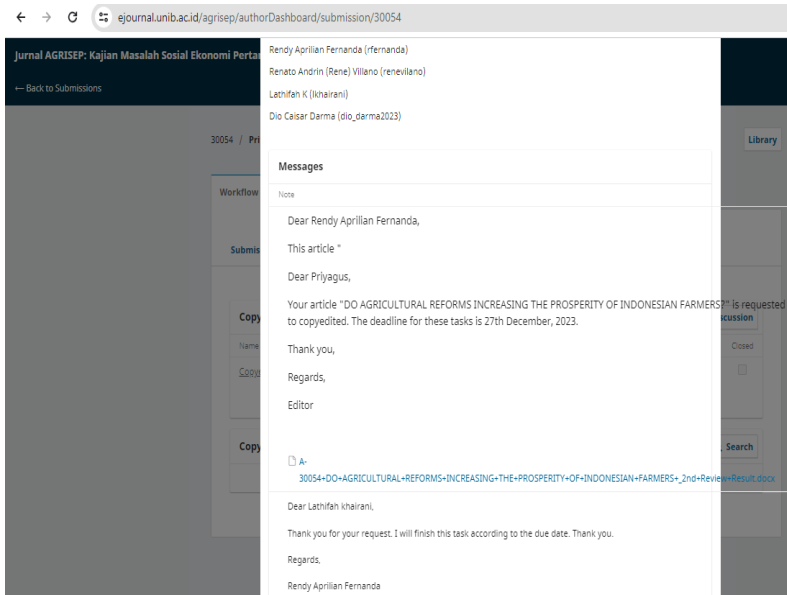
.....

Reviewer A:
Recommendation: Accept Submission

.....

Jenis naskah :
Article Text

Kode Naskah :
30054



ISSN: 1412-8837

e-ISSN :2579-9959



Jurnal AGRISEP: Kajian Masalah Sosial Ekonomi Pertanian dan Agribisnis
Department of Socio Economic of Agriculture
Faculty of Agriculture, Bengkulu University
WR. Supratman Street, Kandang Limun - Bengkulu
jurnalagrisep@unib.ac.id

Acceptance Letter,

January, 4th 2024

Dear Priyagus, Saída Zainurossalamia ZA, Nurfiza Widayanti, Dio Caisar Darma

Receipt Number: 91/AGRISEP/XXVII/2024

We are pleased to inform you that, after the peer-reviewing process, your paper, "DO AGRICULTURAL REFORMS INCREASING THE PROSPERITY OF INDONESIAN FARMERS?" to publish in Jurnal AGRISEP: Kajian Masalah Sosial Ekonomi Pertanian dan Agribisnis, ISSN (Print) 1412-8837 ISSN (Online) 2579-9959.

We thank you for working with us. We hope that this cooperation would last and be a real contribution to humanity. Do not hesitate to contact us.
<https://ejournal.unib.ac.id/index.php/agrisep>

Sincerely,

The image shows a blue ink signature of Prof. Ketut Sukiyono written over the AGRISEP logo. The logo consists of a pink pentagon with a white star inside, followed by the word "AGRISEP" in blue capital letters.

Prof. Ketut Sukiyono
Chief Editor



DOI: 10.31186/jagrisep.17.2.23-30

DO AGRICULTURAL REFORMS INCREASING THE PROSPERITY OF INDONESIAN FARMERS?

Apakah Reformasi Pertanian Meningkatkan Kemakmuran Petani Indonesia?

Priyagus¹⁾; Saida Zainurossalamia ZA²⁾; Nurfiza Widayanti³⁾;
Dio Caisar Darma^{*4)}

¹⁾³⁾⁴⁾ *Department of Economics, Faculty of Economics and Business,
Universitas Mulawarman, Samarinda, Indonesia*

²⁾ *Department of Management, Faculty of Economics and Business,
Universitas Mulawarman, Samarinda, Indonesia*

Email: diocaisar09@gmail.com

ABSTRACT

Since several decades, agricultural movements have been supporting the majority of villages in Indonesia. Agricultural reform is a new program organized by the government that started in 2019. In this context, the objectivity of the paper is to examine causality between technology adoption (TA), capital subsidies (CS), educational skills (ES), and health and scholarships (H&S) on farmers' prosperity (FP). Using a time-series regression simulation, the investigation is focused on agricultural reform in the era of President Jokowi, to be precise in the 2nd period (2019–2023). In Indonesia, there are simultaneous parallel effects of technology adoption, capital subsidies, educational skills, and health and scholarships on the farmers' prosperity. When testing partially, the result is that technology adoption as well as health and scholarships have a positive effect on the farmers' prosperity. Yet, capital subsidies and educational skills actually have a negative effect on the farmers' prosperity. Explicitly, the consistency of agricultural reform is expected to be accessible to all farmers.

Keyword: *capital subsidies, educational skills, health and scholarships, farmers' prosperity, technology adoption*

Comment [A1]: Keywords must be sorted in alphabetical order (A to Z)

ABSTRAK

Sejak beberapa dekade, pergerakan pertanian telah menghidupi mayoritas pedesaan di Indonesia. Reformasi pertanian adalah program baru yang diselenggarakan oleh pemerintah yang dimulai pada 2019. Dalam konteks ini, objektivitas makalah untuk menguji kausalitas antara adopsi teknologi (TA), subsidi permodalan (CS), keterampilan pendidikan (ES), serta kesehatan dan beasiswa (H&S) terhadap kemakmuran petani (FP). Menggunakan simulasi regresi time-series, penyelidikan difokuskan pada reformasi pertanian di era presiden Jokowi, tepatnya pada periode ke-2 (2019–2023). Di Indonesia, terdapat efek paralel secara simultan dari adopsi teknologi, subsidi permodalan, keterampilan pendidikan, serta kesehatan dan beasiswa terhadap kemakmuran petani. Apabila diuji secara parsial, hasilnya adalah adopsi teknologi serta kesehatan dan beasiswa berpengaruh positif terhadap kemakmuran petani. Akan tetapi, subsidi permodalan dan keterampilan pendidikan justru berpengaruh negatif bagi kemakmuran petani. Secara eksplisit, konsistensi dari reformasi pertanian diharapkan dapat diakses oleh semua petani.

Kata Kunci: *adopsi teknologi, kemakmuran petani, kesehatan dan beasiswa, keterampilan pendidikan, subsidi permodalan*

INTRODUCTION

This article telling the aspects that affect the prosperity of Indonesian farmers. This content includes: farmers' ability to adopt technology, capital subsidies channeled by the government, educational skills possessed by farmers, as well as access to health and scholarships. So far, Indonesia still relies on agriculture as a sector that provides jobs for many workers, including absorbing a new workforce every year (Rosyadi et al., 2023). When compared to neighboring countries at the ASEAN level, such as the Philippines, Thailand, Malaysia and Vietnam, Indonesia's agricultural capacity is still isolated or at least contributes to the farmers' prosperity (Barichello & Patunru, 2009; Kartika & Kurniasih, 2020; Mundlak et al., 2004; Rozaki, 2021; Vanzetti et al., 2011). In a scientific magazine highlighted by Jiuhardi et al. (2022) and Kharisma et al. (2019), Indonesia's weak agricultural competitiveness is inseparable from the quality of economic growth (GDP) in agriculture. The future of farmers is determined by various elements. In general, agricultural groups are surrounded by the trap of physical development and agrarian schemes that are not mature enough. Apart from extreme climate topics that affect temperature, weather and irrigation, land management, irrigation structures, and

agricultural management, the poor regulatory system designed by the Indonesian government (before Jokowi) is also seen as an old polemic that has not been resolved.

Figure 1 displays that agricultural welfare as reflected by the Farmer Exchange Rate (NTP) has increased inclusively with an accumulated average of 105.07 points. In the period 2019–April 2023, the highest NTP score was in the April 2023 period with an achievement of 110.85 points and the lowest in 2019 was worth 100.9 points. In aggregate, the commodities that make up the largest NTP are from the estate crops sub-sector (average: 116.3 points) and the livestock sub-sector as the smallest contributor (average: 99.53 points). Based on data from the Central Agency on Statistics (BPS) of Indonesia (2023a), the horticulture sub-sector contributed the second largest NTP (average 105.15 points), ranking 3 came from the fish catching sub-sector (average: 103.43 points), the fifth rank is the fish cultivation sub-sector (average: 102.86 points), and the lowest NTP performance or ranked last is the food crops sub-sector (average: 100.8 points).

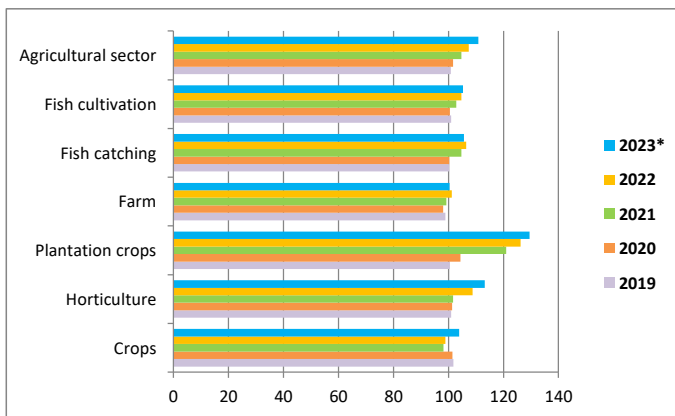


Figure 1. NTP on a National Scale, 2019–2023

Source: BPS of Indonesia (2023a), Note: *) data as of April 2023

During the era of Jokowi's leadership as president of Indonesia from 2014 until now, improvements to the agricultural business have been made. Even though it doesn't look impressive yet, there are policy packages that have been developed to reform agriculture. The first concentration covers technology development. By empowering adequate technology, farmers are required to maximize crop yields, strengthen quality productivity, save water, and reduce the use of fertilizers and pesticides. The second step is like a subsidy. In terms

of the capital component, subsidy assistance will reduce the burden on farmers from producing to marketing. In other words, they get a lucrative benefit. Also, the nuances of capital subsidies can stimulate the motivation of farmers to expand the expansion of agricultural products. Third, the educational dimension. Educational skills describe the competence of farmers. The level of insight that is relevant to the reality on the ground will determine and ensure the fate of farmers to avoid poverty. If farmers are independent and successful in highlighting the intensity of their agriculture, they will become examples that other farmers can learn from. The last is health and scholarships. Those who adopt a healthy lifestyle, including balanced food intake, will automatically gain good health. In addition, a conducive environment is an alternative solution to avoid various diseases. Then, the distribution of scholarships can provide bright opportunities for farmers, especially young farmers as a form of manifestation of their talents, ideas, and potential in understanding and learning new knowledge about agriculture. In essence, health, education, and scholarships that are accommodated by the government are the main determinants for overcoming unemployment.

Normally, the condition of a nation's agriculture represents progress in the way of thinking and the extent of government protection in providing facilities to support food security (Newton et al., 2020). According to Tafarini et al. (2021) if the government does not prioritize agricultural clusters, it does not guarantee improvements in nutrition and hunger. Talking about agriculture in developing markets, take an example like Indonesia which is synonymous with being left behind. Surprisingly, due to Indonesia's diverse geographical characteristics, it triggers inequality in agricultural management (Dib et al., 2018; Hill, 2021; Hil et al., 2008). As an illustration, the monopoly of the agricultural market in many regions is striking. Another fact is the multidimensional disturbance of culture which has a different mindset in each agricultural base. At the same time, the limitations of the autonomous region in observing agricultural regulations tend to be anti-climactic to the expectations of the central government. Price inflation in agricultural commodities in certain situations often occurs due to supply chain failures, high transportation rates, increased production costs, inaccurate distribution, and lack of stakeholder oversight (Arham, 2020; Dahliana, 2022; Farandy, 2020; Hidayat & Lesmana, 2011; Ismaya & Anugrah, 2018; Yasin & Amin, 2021). Amidst uncertainty, the transformation in agricultural circulation must work. This can be started from the readiness of the farmers holistically. In relation to prosperity, matters related to the conformity of farmer behavior. The urgency of technology adoption, capital subsidies, educational skills, as well as health and scholarships need to be addressing through valid policy formation.

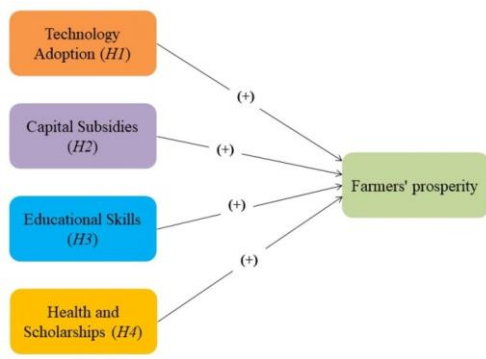


Figure 2.

Expected Framework and Signs

Referring to theoretical concepts and empirical foundations, it is speculated that agricultural reforms modified into technology adoption, capital subsidies, educational skills, or health and scholarships are assumed to encourage the farmers' prosperity. Figure 2 summarizes the core variables. The hypothesis construction is written as follows:

H₁: Growing of technology adoption increasing the farmers' prosperity;

H₂: Growing of capital subsidies increasing the farmers' prosperity;

H₃: Growing of educational skills increasing the farmers' prosperity; and

H₄: Growing of health and scholarships increasing the farmers' prosperity.

In its output, this article presents four points. Phase-1: Introduction focuses on the pillars that underlie the research goal and literature review informs theoretical concepts, empirical review, and hypothesis development. Phase-2: Methods centered on the data and flow of analysis. Phase-3: Results and discussion explaining the empirical findings and justification in a narrative manner. Phase-4: Conclusion describes the main implications, proposes constructive suggestions, and directions for integrating future studies.

Comment [A2]: Introduction must be written using 800 until 1000 words. Please decrease the number of words.

RESEARCH METHOD

The data approach technique is quantitative. Official government data on macroeconomics is compiled through secondary publications for 2019–2023. This research is addressed to a case study in Indonesia. The variable synthesis is divided into two: explanatory variables and response variables. Farmers' welfare (FP) as a response variable and those that are positioned as explanatory variables are technology adoption (TA), capital subsidies (CS), educational

skills (ES), and health and scholarships (H&S). Table 1 compiles a list of variables.

Table 1. Variable Types

Classification and variable names	Code/ abbreviation	Measurements (indicator)
<i>Response variable</i>		
Farmers' Prosperity	FP	Farmers' Exchange Rate (NTP) obtained from dividing the ratio between Prices Received by Farmers (IT) and Prices Paid by Farmers (IB). Index
<i>Explanatory variables</i>		
Technology Adoption	TA	Adaptive to information and computer sophistication in agriculture. Percentage (%)
Capital Subsidies	CS	The government spending budget issued to subsidize farmers includes: agricultural machinery, tax relaxation, business credit, fertilizer, seeds, social security, and other forms of support. Amount (Rp/IDR)
Educational Skills	ES	The proportion of farmer education with a university graduate background includes: Diplomas and University Degrees < not attending school, elementary school, junior high school, senior high school, and vocational school. Percentage (%)
Health and Scholarships	H&S	Guaranteed health protection and scholarships distributed to farmers (households working in agriculture and households of farm labourers). Percentage (%)

After data validated, the data is tabulated and elaborated into empirical investigations. The analysis model was extracted via time-series regression. To support statistical processing, data is operated with SPSS (version 25). The software functions to identify causality between TA, CS, ES, and H&S to FP. The basic equation function is described as follows:

$$Y_{i,t} = \beta_0 + \beta X_{i,t} + \dots + \varepsilon_{i,t} \dots\dots\dots(1)$$

According to the equation formula above, the equation formula is converted as follows:

$$FP_{i,t} = \beta_0 + \beta_1 TA_{i,t} + \beta_2 CS_{i,t} + \beta_3 ES_{i,t} + \beta_4 H\&S_{i,t} + \varepsilon_{i,t} \dots\dots\dots(2)$$

where $\beta_0, \beta_1, \dots, \beta_5$ = parameters to be determined; i = variable volume; t = period; and ε = sigma value.

To interpret statistical trends, basic formations are used. Implementation of decision-making is a significance level (probability) of 5%. Before presenting the partial test, the criteria for assessing the closeness of the relationship are through correlation, descriptive statistics, and simultaneous tests (ANOVA).

RESULT AND DISCUSSION

Findings

Table 2 reports that the correlation on most of the variables shows a significant correlation score. It's just that, even though all the correlations between the effect variables are positive because of the strong correlation (> 0.5), very strong (> 0.7), and close to perfect (> 0.9), the relationship between capital subsidies on health and scholarships and the farmers' prosperity is not significant or vice versa, where $\rho = 0.175$ and $\rho = 0.277$. It was also found that education skills did not have a significant impact on health and scholarship ($\rho = 0.117$) and farmers' prosperity ($\rho = 0.183$). The rest, with a probability level of 5% ($\rho < 0.05$) is dominated by a significant influence between technology adoption on capital subsidies, educational skills, health and scholarships, and farmers' prosperity and vice versa. Then, it is also followed by capital subsidies on educational skills or vice versa. Another significant relationship at the probability level of 1% ($\rho < 0.01$) is health and scholarship to the farmers' prosperity and vice versa.

Table 2. Correlation and Descriptive Statistics on Variables

Variables	TA	CS	ES	H&S	FP	S.D (σ)	Mean (μ)
TA	1	.884* (.046)	.890* (.043)	.954* (.012)	.905* (.035)	4.45	89.97
CS	.884* (.046)	1	.934* (.020)	.714 (.175)	.608 (.277)	23,350.7	235,998.86
ES	.890* (.043)	.934* (.020)	1	.784 (.117)	.705 (.183)	4.39	35.29
H&S	.954* (.012)	.714 (.175)	.784 (.117)	1	.989** (.001)	5.94	55.36
FP	.905* (.035)	.608 (.277)	.705 (.183)	.989** (.001)	1	4.12	105.07

Source: Author's computation, Notes: * $\rho = 5\%$ and ** $\rho = 1\%$

Uniquely, because each variable has various benchmarks or units, the standard deviation (S.D) and mean scores are also different. At the domestic level, indicators for farmers prosperity are indexes, indicators for capital

subsidies are nominal, and 3 other variables: technology adoption, educational skills, and health and scholarships with the same units, namely %. In essence, the SD and mean scores varied as explained by technology adoption ($\sigma = 4.45$; $\mu = 89.97$), capital subsidies ($\sigma = 23,350.71$; $\mu = 235,998.86$), educational skills ($\sigma = 4.39$; $\mu = 35.29$), health and scholarship ($\sigma = 5.94$; $\mu = 55.36$), and farmers' prosperity ($\sigma = 4.12$; $\mu = 105.07$).

Table 3. Result of ANOVA

Model	Sum of squares	Mean square	F-statistic	Prob.
Regression	.007	.002	246.78	.031
Residual	.000	.000		
Total	.007			

Source: Author's computation

The observation results clarify that the ANOVA on farmers' prosperity which is predicted by technology adoption, capital subsidies, educational skills, as well as health and scholarships are concluded to have a positive relationship. The score for the F-statistic is 246.78, while the F-table is 225. As a comparison, $F\text{-statistic} > F\text{-table}$ ($246.78 > 225$), so that technology adoption, capital subsidies, education skills, as well as health and scholarships affect farmers' prosperity. Using a 5% confidence level, Table 3 concludes that the explanatory variable has a simultaneous impact on the response variable ($\rho < 0.05$).

Mathematically, the coefficient of determination (R^2) is 99.8% which indicates that agricultural reforms are able to grow farmers' prosperity. Only 0.2% of the confounding factors are not explained in the econometric model. Increases in technology adoption, capital subsidies, educational skills, and health and scholarships in the long term further increase the farmers' prosperity, where $\rho < 0.05$. In the short term, the increase in capital subsidies and educational skills drastically reduced farmers' prosperity by 5.3% and 2.4%. On the other hand, the increasing adoption technology as well as health and scholarships further advanced the farmers prosperity, reaching 27.3% and 44.7%.

Table 4. Hypothesis Testing

Response variable: FP	Coefficient (β)	Standard error (ϵ)	$\rho > t $
TA	.273	.019	.030
CS	-.053	.051	.488
ES	-.024	.047	.704
H&S	.447	.031	.044
Constant	3.609	.075	.026
$R^2 = .998$			

Source: Author's computation

The regression results show that technology adoption and health and scholarships have a partial effect on farmers' prosperity ($\rho < 0.05$). Other partial linkages are also explained in Table 4 if the subsidized capital and educational skills have no significant impact ($\rho > 0.05$). When examined individually, the variable that has the highest standard error value is capital subsidies (5.1%), while the smallest is technology adoption (1.9%). In statistical terminology, the error value (ϵ) projects the standard deviation (σ) of the sample population. Value also measures the accuracy of the sample distribution that represents the data set (Barde & Barde, 2012; Dowd et al., 2014; Lee et al., 2015; McCloskey & Ziliak, 1996). Thus, sample means that deviate from the true population unit can be traced.

Justification

In particular, agricultural reforms that combine technology adoption, capital subsidies, educational skills, and distribution of health and scholarships collectively affect the prosperity of Indonesian farmers during 2019–2023. Mishra et al. (2018) diagnosed adoption rates on the prosperity of Madhya-Pradesh farmers. The installation of agricultural machinery and equipment is not matched by adequate literacy, so that agricultural income is lagging behind. Mariyono (2019b) is of the opinion that agronomic technology has an impact on the welfare of chili farming households in 3 regions of Java-Indonesia. Adopted technological advances have enabled small cassava farmers in East Java-Indonesia to increase their income (Muhaimin et al., 2020). There has been a shift since learning in technology adoption was implemented. It is not surprising that the dissemination of information that maneuvers quickly to farmers can help them interpret and capture inspiration (Foster & Rosenzweig, 2010).

Dahlani et al. (2022) and Saleh (2022) reveal that independent farmers are those who receive capital assistance. Recently, since the new normal era, the palm oil business managed by family farmers in Sanggau-Indonesia, was found to still depend on access to capital. The output of this scientific work is proven to be an antithesis to the case of rice farmers in Tangerang-Indonesia, where compliance, social obligations, mutual trust, and a form of responsibility from recipients of capital subsidies optimize the role of agricultural cooperatives. Governments that participate in providing a proportion of subsidies to farmers technically maintain the continuity of agricultural intensification, especially the dual goal of changing the position of global prosperity (Rockström et al., 2017). On the one hand, the reason for rethinking government support is contemporary affluence. Chen et al. (2023) show that the distribution of subsidies distributed by the Chinese government in 3 provinces

(Sichuan, Jiangsu, and Jilin) is fake. At first glance, this phenomenon is called "replica cooperatives" which is interpreted as a signal of chaotic growth. The emergence of this cooperative is only a formality and is intended to capture capital help from the government without clear administration and ignore the sustainability of farmer members.

In certain moments, farmers with genius education levels are able to break through the intense competition among businessmen in other sectors which triggers an increase in agricultural added value. The future agricultural path, is determined by education. In India, education really helps millions of rural people get out of poverty (Birthal, 2019). For example, in one of the villages in Banyuwangi, Indonesia, before obtaining a proper education, the social position of farmers in society was underestimated. After attaining a bachelor's position, education drives a vertical social hierarchy. As agents of change, farmers with university degrees become role models for other farmers (Paramitha et al., 2018). To advance economic development in Katsina-Nigeria, Non-Governmental Organizations (NGOs) are moderating the pathway between education and agricultural productivity (Kabiru, 2020). Wang et al. (2021) believes that the increase in the welfare of the agricultural industry in Shennongjia-China is due to the revitalization of education which actively monitors the participation of farmers in attending school. Collaboration between education and skilled technology, information and communication (ICT), is able to awaken the Bikaner-India farming community in making decisions, reduce aquaculture production costs, and increasing welfare (Sharma et al., 2021).

Missions from the government, such as distributing health and scholarships on a regular basis, enable sustainable farmer resilience. An example occurred in Lithuania, where public policy paid a lot of attention to agricultural companies in an "educational resources" project (Atkočiūnienė et al., 2015). Agricultural institutions partner with each other to creating new entrepreneurship and jobs, strengthen social awareness, support economic viability, building rural infrastructure, and develop culture. Besides, to physical health, the government is also obliged to pay attention to the health of farmers from the non-physical scope, for example stress. Many attempted suicide attempts are due to the prevalence of mental disorders. Bad mentality is triggered by high stress levels. Non-experimentally, Younker and Radunovich (2021) explained that the intervention of the Australian and U.S governments in the past several periods encouraged farmers through some tightening regulations such as the prohibition against excessive working hours. Even more important is the scholarship prize. Therefore, in the state of Oyo-Nigeria, Ifeyinwa Umeokeke et al. (2017) observed that the welfare sensitivity represented by per capita expenditure of farmers gives a signal to stakeholders to actively distribute scholarships to farmers. For low- and lower-middle-

income countries, including the SSA region within it, the government's seriousness through subsidizing agricultural inputs such as scholarship funds for farmer groups who are classified as poor as a positive effect on agricultural benefits (Hemming et al., 2018).

In a micro premise, Puryantoro & Mayangsari (2020) argue that the prosperity of a farmhouse depends on the size of education, income, and health. de los Rios et al. (2016) defines agricultural prosperity from a systematic point of view. Prosperity benchmarks are built from resilience, learning revitalization, innovation, and social capital. The articulation of prosperity is also examined by Salembier et al. (2021), where networks on research and development (R&D) gather to plan projects and explore creativity in agricultural institutional mechanisms. The farmers' prosperity tends to be oriented towards the volume of income (Grzelak, 2022; Zhang et al., 2021). From another perspective, the farmers' prosperity is not only related to income, but also material profits (Puspitasari, 2015).

In the theory of "agricultural technology adoption", combining the decision landscape as an effort that emphasizes effectiveness in agricultural strategies. Advantages across farms depend on technological resources (Ruzzante et al., 2021). In meeting the increasing demand for food, agricultural technology is allocated by scientists to farmers in a hopeful, sociological, economic, and psychological transition (Dissanayake et al., 2022). Universally, agricultural technology plays a key role in modernizing the agricultural industry (Ong et al., 2022). Recognizing that agricultural matters are so crucial, the development of a technology ecosystem is a concrete matter. In the theory of "innovation diffusion", the actions and experiences of adopters will generate agricultural technology sustainably. Moreover, Dong et al. (2022) stated that in the principle of "technology acceptance", the interaction between technology and production is a prerequisite for tracking and reducing ecological anomalies. For small farmers, integrating agricultural technology to cultivate certain indigenous wisdom can determine crop yields based on planned targets (Suprehatin, 2021).

In agricultural subsidies, the thing that is most often overlooked is land attributes. Capitalization concerns agricultural land, whether it's about claims to private land ownership or land rents to become a resilience for farmers. Imperfections in spatial effects such as land, trigger low agricultural added value (Ciaian et al., 2021). The toughest challenge is that the government prefers other options besides land regulations (such as providing non-land subsidies) to ease the burden on farmers. Baldoni & Ciaian (2021) estimate that the agricultural subsidy policy on the scale of land values and rental prices for rural areas in the European Union (EU) has a dynamic impact. In its application, heterogeneous capitalization does not affect the price of land rent. Interestingly, Baltzer & Hansen (2011) detect that the subsidy factor in

Comment [A3]: The overall Results and Discussions should be presented in a straight forward and concise manner with at least 50 percent of the total pages, or 3500 words in length.

agricultural inputs in Sub-Saharan Africa (SSA) is so controversial. The high cost of agricultural subsidies, especially for the wrong people, causes agricultural distortions. Excessive subsidy programs also lead to discrimination among farmers and are against a sense of justice.

In practice, the cessation of subsidies in rural and urban agricultural areas in the U.S. has proven to be detrimental to goods market segmentation, regional costs of living, agricultural and non-agricultural sectoral routines, professional quality, and household income. Although urban real product gains relatively exceed rural losses, the stagnation of agricultural subsidies erodes rural real product revenues (Kilkenny, 1993). The effectiveness or equity of the agricultural economy, indicated by the right target subsidy. Cong & Brady (2012) consider that irrational subsidy transfer payments that are contradictory to the performance of farmers will weaken social protection. Instead, subsidies in other formats (including: income contingent loans, harvest taxes, and pure loans) are simplified as a professional response. Bellmann (2019) maps out regulations for subsidizing agriculture with the exploitation of natural resources. In certain policy features, most are able to pursue long-term goals. Some of the other support actually created a gap in international and domestic market rates which undermined the interest of agricultural actors in intensifying agricultural infrastructure. In Brazil, for example, the commercialization of agriculture went wrong, contrary to the initial scenario. Ironically, agricultural credit via foreign investment has made it difficult for local farmers (Corcioli et al., 2022). Broadly speaking, the share of the agricultural market has always been controlled by multinational companies in supplying subsidized credit budgets.

In "agricultural anecdotes", the education degree of farmers will raise welfare (Abdullah et al., 2019; Danso-Abbeam et al., 2020; Kılıç & Bozkurt, 2013; Mariyono, 2019a). When farmers care about the essence of education, they have more opportunities to improve their skills standards more superiorly (Gowda & Dixit, 2015; Paltasingh & Goyari, 2018). With advanced educational skills, can adapt, manage, and control risk management flexibly (George et al., 2007). In the agricultural corridor, educational skills obtained from effective training will make it easier for fellow farmers to exchange information, examine, consult, or learn to prevent and solve problems. Farmers can quickly track any changes. Jamison & Mook (1984) stated that education has controlled agricultural efficiency in Nepal. Since modernity was raised with cognitive measures and family background, educational extension is closely related to agricultural diversification.

Reliable and continuously updated education can make agricultural innovation successful. The trainings needed by farmers support agriculture in the future. Project funded by the European Union (EU) to narrow disparities among agricultural entrepreneurs (Bournaris et al., 2022). Young farmers who

are involved under the auspices of the alliance in the scope of the university, are taught how to enforce precision farming. By upholding knowledge and education, it is able to synergize with the skills of farmers (Budiono et al., 2022). Of course, agripreneurs with high educational skills as infusions in new agricultural mobility (Ra et al., 2019). Towards competitive agriculture, workshops within the farmer layer must be selectively set up. Instilling knowledge, training, and supervising them from an early age, is a valuable compensation in maintaining an atmosphere of agricultural entrepreneurship (Aleru & Lazarus, 2021).

The government's sacrifice through extensive health services can increase the farmers' prosperity (Vigors et al., 2021). Health and agriculture always intersect across sectors. In many ways, education is attached to the source of livelihood and the type of work one does. In agricultural communities, the complexity of health is highlighted by Hawkes & Ruel (2006). Poor health impairs work performance and reduces income. Ideally, improving health accessibility is a natural means for farmers to fulfill primary needs (Aulia et al., 2017). The Sustainable Development Goals (SDGs) call for health resolutions to fight agricultural poverty. Calling for health care requires a comprehensive connection, especially to rural farmers who have middle and low incomes (Frimpong & Vermund, 2022). To achieve SGDs, government intervention through nutritional evaluation guides farmers to actively evaluate malnutrition status (Duncan et al., 2022). Besides that, the independence of farmers is also side by side with the provision of scholarships. For outstanding farmers, selective awarding of scholarships is increasingly giving birth to a brilliant next generation. The regulator's dedication through the promotion of scholarships for farmers will spur their enthusiasm to revolutionize the agricultural system. For example, in Wales and the UK, agricultural scholarships for rural youth are articulated as government expectations of agricultural investment. School volunteerism in initiating free education is based on rural marginalization through progressive scholarship opportunities (Kirke, 2016; Pigott, 1990).

CONCLUSION AND SUGGESTION

Conclusion

The motive of this article is to dissect the relationship between technology adoption, capital subsidies, education skills, and health and scholarships on the farmers' prosperity with case studies in Indonesia. As a result, although all explanatory variables have a positive slope to the prosperity of Indonesian farmers, half of them have a significant impact and some of them are in contrast. The article found that the technology adoption as well as health and scholarships had an effect on the farmers' prosperity. Unexpectedly,

educational skills and capital subsidies did not significantly affect the farmers' prosperity. The cause of the two variables above which have no significant impact on the prosperity of Indonesian farmers is because the government's kindness is often misinterpreted by farmers. Specifically, the distribution of subsidies throughout these five years has proven to be ineffective in increasing the prosperity.

Suggestion

The majority of farmers view that capital support has so far been in the form of grants and not in the flow of interest loans. Too, the financial assistance provided was not optimally managed to increase productivity. Therefore, Indonesian farmers do not have burdens such as paying off business debt loans at credit institutions or banking which require the responsibility of each customer. Free capital subsidies also drain state finances. Particularly for the educational skills of farmers which have direct implications for prosperity tend to be triggered by hereditary traditions. At this point, the limited mindset of farmers in understanding the urgency of education is fatal. Even though the construction of educational facilities in rural areas is now more advanced than in the previous era, this does not guarantee the motivation of farming families to go to school. The doctrine about the cost of formal and informal education is expensive, causing the majority of farmer groups not to send their successors to a higher level. As a result, individual intelligence decreases. In the context of agricultural management, poor governance automatically affects the level of insight. The logical consequence is the entry of massive competition that is not matched by competitiveness, triggering dynamics in the agricultural market, including the consequences for weak household resilience, the risk of economic instability, hampered agricultural care, experiencing crop failure, managed agriculture does not absorb labor, and do not pass on their struggle to the next generation in agriculture.

In the future, practical recommendations are suggested to stakeholders in the agricultural sector to restructure regulations that are in favor of Indonesian farmers. From the existing issues, the academic agenda also considers the actual follow-up in exploring the weaknesses of this study to be developed.

REFERENCES

Abdullah, A., Rabbi, F., Ahamad, R., Ali, S., *et al.* (2019). Determinants of commercialization and its impact on the welfare of smallholder rice farmers by using Heckman's two-stage approach. *Journal of the Saudi*

Comment [A4]: Complete your JOURNAL (PRIMARY) references with DOI NUMBER format. If there is not a DOI, please add the link of article.

- Society of Agricultural Sciences*, 18(2), 224–233. doi: 10.1016/j.jssas.2017.06.001
- Aleru, P. D., & Lazarus. S. T. (2021). Role of agricultural education farm workshop in development of students' skills in indigenous mechanized technology for self-reliance in Rivers State. *British Journal of Contemporary Education*, 1(1), 64–74. doi: 10.52589/BJCE-PDJKIJBC
- Arham, M. A. (2020). Does agricultural performance contribute to rural poverty reduction in Indonesia?. *JEJAK: Jurnal Ekonomi dan Kebijakan*, 13(1), 69–83. doi: 10.15294/jejak.v13i1.20178
- Atkočiūnienė, V., Aleksandravičius, A., & Zemeckis, R. (2015). Public policy impact on prosperity and resilience of farms and agricultural companies: Lithuanian case study. *Proceedings of the 7th International Scientific Conference "Rural Development 2015: Towards the Transfer of Knowledge, Innovations and Social Progress"*. 19-20th November 2015 Kaunas, Lithuania. doi: 10.15544/RD.2015.128
- Aulia, D., Ayu, S. F., & Syahrial, E. (2017). The importance of attribute of health services for primary health centre according to the farmer in Simpang Empat District, Karo Regency. *Proceedings of the 2nd Public Health International Conference (PHICo 2017)*. November 14th–15th, 2018, Medan. doi: 10.2991/phico-17.2018.6
- Baldoni, E., & Ciaian, P. (2021). The capitalisation of CAP subsidies into land rents and land values in the EU—An econometric analysis. *JRC Technical Report*. Publications Office of the European Union, Luxembourg. doi: 10.2760/404465
- Baltzer, K., & Hansen, H. (2011). Agricultural input subsidies in Sub-Saharan Africa. *Evaluation Study*. Institute of Food and Resource Economics, University of Copenhagen, København. doi: 10.19088/1968-2016.130
- Barde, M. P., & Barde, P. J. (2012). What to use to express the variability of data: Standard deviation or standard error of mean?. *Perspectives in Clinical Research*, 3(3), 113–116. doi: 10.4103/2229-3485.100662
- Barichello, R., & Patunru, A. (2009). Agriculture in Indonesia: Lagging performance and difficult choices. *CHOICES: The Magazine of Food, Farm, and Resource Issues*, 24(2), 37–41. Retrieved from https://www.choicesmagazine.org/UserFiles/file/article_76.pdf
- Bellmann, C. (2019). Subsidies and sustainable agriculture: Mapping the policy landscape. *Research Paper*. Hoffmann Centre for Sustainable Resource Economy, Chatham House, London. Retrieved from <https://www.chathamhouse.org/2019/12/subsidies-and-sustainable-agriculture-mapping-policy-landscape>
- Birthal, P. S. (2019). From food security to farmers' prosperity: Challenges, prospects and way forward. *Indian Journal of Agricultural Economics*,

- 74(1), 78–95. Retrieved from <https://isaecindia.org/wp-content/uploads/2020/11/04-Keynote-paper-by-PS-Birthal.pdf>
- Bournaris, T., Correia, M., Guadagni, A., *et al.* (2022). Current skills of students and their expected future training needs on precision agriculture: Evidence from Euro-Mediterranean higher education institutes. *Agronomy*, 12(2), 269. doi: 10.3390/agronomy12020269
- Budiono, A., Muatip, K., & Yuwono, P. (2022). The correlation of farmers education and knowledge of farmers about feed with the skills of farmers in providing buffalo feed in the defelopment of buffalo livestock in Pemalang Regency. *ANGON: Journal of Animal Science and Technology*, 4(3), 328–335. doi: 10.20884/1.angon.2022.4.3.p328-335
- BPS of Indonesia. (2023a). NTP (Nilai Tukar Petani) menurut provinsi (2018=100) 2023 [NTP (Farmers' Exchange Rate) by province (2018=100) 2023]. Retrieved from <https://www.bps.go.id/indicator/22/1741/1/ntp-nilai-tukar-petani-menurut-provinsi-2018-100.html>
- BPS of Indonesia. (2023b). Statistik Indonesia 2023 [Statistical yearbook of Indonesia 2023]. Directorate of Statistical Dissemination, BPS-Statistics Indonesia, Jakarta. Retrieved from <https://www.bps.go.id/publication/2023/02/28/18018f9896f09f03580a614b/statistik-indonesia-2023.html>
- Chen, F., Xu, Z., & Luo, Y. (2023). False prosperity: Rethinking government support for farmers' cooperatives in China. *Annals of Public and Cooperative Economics*, Early View, Online Version of Record before inclusion in an issue. doi: 10.1111/apce.12420
- Ciaian, P., Baldoni, E., d'Artis K., & Drabik, D. (2021). The capitalization of agricultural subsidies into land prices. *Annual Review of Resource Economics*, 13(1), 17–38. doi: 10.1146/annurev-resource-102020-100625
- Cong, R. G., & Brady, M. (2012). How to design a targeted agricultural subsidy system: Efficiency or equity?. *PloS one*, 7(8), e41225. doi: 10.1371/journal.pone.0041225
- Corcioli, G., Medina, GdS., & Arrais, C. A. (2022). Missing the target: Brazil's agricultural policy indirectly subsidizes foreign investments to the detriment of smallholder farmers and local agribusiness. *Frontiers in Sustainable Food Systems*, 5, 796845. doi: 10.3389/fsufs.2021.796845
- de los Ríos, I., Rivera, M., & García, C. (2016). Redefining rural prosperity through social learning in the cooperative sector: 25 years of experience from organic agriculture in Spain. *Land Use Policy*, 54, 85–94. doi: 10.1016/j.landusepol.2016.02.009
- Dahliana, D. (2022). Panic buying as a cause of inflation: Al-Maqrizi's perspective. *Al-Tijary: Jurnal Ekonomi dan Bisnis Islam*, 8(1), 45–55. doi: 10.21093/at.v8i1.4416

- Dahliani, L., Nurdialy, M., Relawati, R., & Abduh, M. (2022). The prosperity level of plasma palm oil farmer's family in the state border area during the new normal era. *SOCA: Jurnal Sosial Ekonomi Pertanian*, 16(2), 155–168. doi: 10.24843/SOCA.2022.v16.i02.p03
- Danso-Abbeam, G., Dagunga, D., & Ehiakpor, D. S. (2020). Rural non-farm income diversification: Implications on smallholder farmers' welfare and agricultural technology adoption in Ghana. *Heliyon*, 6(11), e05393. doi: 10.1016/j.heliyon.2020.e05393
- Dib, J. B., Alamsyah, Z., & Qaim, M. (2018). Land-use change and income inequality in rural Indonesia. *Forest Policy and Economics*, 94, 55–66. doi: 10.1016/j.forpol.2018.06.010
- Dissanayake, C. A. K., Jayathilake, W., Wickramasuriya, H. V. A., Dissanayake, U., Kopyawattage, K. P. P., & Wasala, W. M. C. B. (2022). Theories and models of technology adoption in agricultural sector. *Human Behavior and Emerging Technologies*, 2022, 9258317. doi: 10.1155/2022/9258317
- Dong, H., Wang, H., & Han, J. (2022). Understanding ecological agricultural technology adoption in China using an integrated technology acceptance model—Theory of planned behavior model. *Frontiers in Environmental Science*, 10, 927668. doi: 10.3389/fenvs.2022.927668
- Duncan, E., Ashton, L., Abdulai, A. R., et al. (2022). Connecting the food and agriculture sector to nutrition interventions for improved health outcomes. *Food Security*, 14(3), 657–675. doi: 10.1007/s12571-022-01262-3
- Dowd, B. E., Greene, W. H., & Norton, E. C. (2014). Computation of standard errors. *Health Services Research*, 49(2), 731–750. doi: 10.1111/1475-6773.12122
- Farandy, A. R. (2020). Analyzing factors affecting Indonesian food price inflation. *Jurnal Ekonomi Dan Pembangunan*, 28(1), 65–76. doi: 10.14203/JEP.28.1.2020.65-76.
- Frimpong, S. O., & Vermund, S. H. (2022). The role of agriculture in achieving universal health coverage in Africa. *Journal of Global Health*, 12, 03053. doi: 10.7189/jogh.12.03053
- Foster, A. D., & Rosenzweig, M. R. (2010). Microeconomics of technology adoption. *Annual Review of Economics*, 2, 395–424. doi: 10.1146/annurev.economics.102308.124433
- George, D. A., Clewett, J., Wright, A. H., Birch, C. J., & Allen, W. (2007). Improving farmer knowledge and skills to better manage climate variability and climate change. *Journal of International Agricultural and Extension Education*, 14(2), 5–19. doi: 10.5191/jiaee.2007.14201
- Gowda, M. J. C., & Dixit, S. (2015). Influence of farmers educational level on comprehending, acting-upon and sharing of agro advisories. *Journal of Agriculture and Rural Development in the Tropics and Subtropics*, 116(2),

- 167-172. Retrieved from <https://www.jarts.info/index.php/jarts/article/view/2015061048518>
- Grzelak, A. (2022). The relationship between income and assets in farms and context of sustainable development. *PloS one*, 17(3), e0265128. doi: 10.1371/journal.pone.0265128
- Hawkes, C., & Ruel, M. (2006). The links between agriculture and health: An intersectoral opportunity to improve the health and livelihoods of the poor. *Bulletin of the World Health Organization*, 84(12), 984-990. doi: 10.2471/blt.05.025650
- Hemming, D. J., Chirwa, E. W., & Dorward, A., et al. (2018). Agricultural input subsidies for improving productivity, farm income, consumer welfare and wider growth in low- and lower-middle-income countries: A systematic review. *Campbell Systematic Reviews*, 14(1), 1-153. doi: 10.4073/csr.2018.4
- Hidayat, A. S., & Lesmana, T. (2011). The development of organic rice farming in Indonesia. *Review of Indonesian Economic and Business Studies*, 2(1), 71-87. Retrieved from <https://ipsh.brin.go.id/2014/06/04/the-development-of-organic-rice-farming-in-indonesia-riebs-vol-2-no-1-2011/>
- Hill, H. (2021). What's happened to poverty and inequality in Indonesia over half a century?. *Asian Development Review*, 38(1), 68-97. doi: 10.1162/adev_a_00158
- Hill, H., Resosudarmo, B., & Vidyattama, Y. (2008). Indonesia's changing economic geography. *Bulletin of Indonesian Economic Studies*, 44(3), 407-435. doi: 10.1080/00074910802395344
- Ifeyinwa Umeokeke, N., Olusegun Okoruwa, V., & Adenike Adeyemo, T. (2017). Impact of electronic-wallet system on farmer's welfare in Oyo State, Nigeria. *International Journal of Social Economics*, 44(4), 474-490. doi: 10.1108/IJSE-07-2015-0184
- Ismaya, B. I., & Anugrah, D. F. (2018). Determinant of food inflation: The case of Indonesia. *Buletin Ekonomi Moneter Dan Perbankan*, 21(1), 81-94. doi: 10.21098/bemp.v21i1.926
- Jamison, D. T., & Moock, P. R. (1984). Farmer education and farm efficiency in Nepal: The role of schooling, extension services, and cognitive skills. *World Development*, 12(1), 67-86. doi: 10.1016/0305-750X(84)90036-6
- Jiuhardi, J., Hasid, Z., Darma, S., & Darma, D. C. (2022). Sustaining agricultural growth: Traps of socio-demographics in emerging markets. *Opportunities and Challenges in Sustainability*, 1(1), 13-28. doi: 10.56578/ocs010103
- Kabiru, S. A. (2020). The relationship between education and agricultural productivity: The moderating effect of NGO. *Universal Journal of Educational Research*, 8(3), 866-871. doi: 10.13189/ujer.2020.080317

- Kartika, M., & Kurniasih, E. P. (2020). Does Phillips curve apply in ASEAN countries?. *International Journal of Scientific and Research Publications*, 10(4), 253–260. doi: 10.29322/IJSRP.10.04.2020.p10030
- Kharisma B., Remi, S. S., & Nur, Y. H. (2019). Competitiveness analysis of regencies and cities in West Java province. *Economics Development Analysis Journal*, 8(4), 303–314. doi: 10.15294/edaj.v8i4.30852
- Kılıç, I., & Bozkurt, Z. (2013). The relationship between farmers' perceptions and animal welfare standards in sheep farms. *Asian-Australasian Journal of Animal Sciences*, 26(9), 1329–1338. doi: 10.5713/ajas.2013.13124
- Kilkenny, M. (1993). Rural/urban effects of terminating farm subsidies. *American Journal of Agricultural Economics*, 75(4), 968–980. doi: 10.2307/1243984
- Kirke, A. (2016). Education in interwar rural England: Community, schooling, and voluntarism. *Thesis (Doctor of Philosophy)*. UCL Institute of Education, London. Retrieved from <https://core.ac.uk/download/pdf/81676399.pdf>
- Lee, D. K., In, J., & Lee, S. (2015). Standard deviation and standard error of the mean. *Korean Journal of Anesthesiology*, 68(3), 220–223. doi: 10.4097/kjae.2015.68.3.220
- Mariyono, J. (2019a). Stepping up from subsistence to commercial intensive farming to enhance welfare of farmer households in Indonesia. *Asia & The Pacific Policy Studies*, 6(2), 246–265. doi: 10.1002/app5.276
- Mariyono, J. (2019b). Microcredit and technology adoption: Sustained pathways to improve farmers' prosperity in Indonesia. *Agricultural Finance Review*, 79(1), 85–106. doi: 10.1108/AFR-05-2017-0033
- McCloskey, D. N., & Ziliak, S. T. (1996). The standard error of regressions. *Journal of Economic Literature*, 34(1), 97–114. Retrieved from <https://www.jstor.org/stable/2729411>
- Mishra, P. K., Upadhyay, R. G., & Upadhyay, A. D. (2018). Diagnostic analysis of technology adoption and factors influencing adoption level of tribal farmers of Madhya Pradesh. *Economic Affairs*, 63(1), 01–07. doi: 10.30954/0424-2513.2018.00150.1
- Muhaimin, A. W., Toiba, H., Retnoningsih, D., & Yapanto, L. M. (2020). The impact of technology adoption on income and food security of smallholder cassava farmers: Empirical evidence from Indonesia. *International Journal of Advanced Science and Technology*, 29(9s), 699–707. Retrieved from <https://sersc.org/journals/index.php/IJAST/article/view/13266>
- Mundlak, Y., Donald, L., & Butzer, R. (2004). Agricultural dynamics in Thailand, Indonesia and the Philippines. *Australian Journal of*

- Agricultural and Resource Economics*, 48(1), 95–126. doi: 10.1111/j.1467-8489.2004.00237.x
- Newton, P., Civita, N., Frankel-Goldwater, L., Bartel, K., & Johns, C. (2020). What is regenerative agriculture? A review of scholar and practitioner definitions based on processes and outcomes. *Frontiers in Sustainable Food Systems*, 4, 577723. doi: 10.3389/fsufs.2020.577723
- Ong, J. W., Rahim, M. F. A., Lim, W., & Nizat, M. N. M. (2022). Agricultural technology adoption as a journey: Proposing the technology adoption journey map. *International Journal of Technology*, 13(5), 1090–1096. doi: 10.14716/ijtech.v13i5.5863
- Paltasingh, K. R., & Goyari, P. (2018). Impact of farmer education on farm productivity under varying technologies: Case of paddy growers in India. *Agricultural and Food Economics*, 6(1), 7. doi: 10.1186/s40100-018-0101-9
- Paramitha, N. A., Supriyadi, S., & Ahmad, Z. (2018). The importance of educational level for farmer's upward social mobility in Wringinpitu Village. *International Journal of Pedagogy and Teacher Education*, 2, 171–182. doi: 10.20961/ijpte.v2i0.25864
- Pigott, D. (1990). Agricultural scholarships for rural youth in England and Wales, 1922–58. *History of Education Quarterly*, 30(1), 17–45. doi: 10.2307/368754
- Puryantoro, P., & Mayangsari, A. (2020). Analysis of households prosperity of mango farmers in Situbondo Regency. *International Journal of Science, Technology & Management*, 1(4), 316–323. doi: 10.46729/ijstm.v1i4.97
- Puspitasari, A. W. (2015). Farmer's prosperity: How to increase farmer's bargain power (in Islamic perspective). *Procedia - Social and Behavioral Sciences*, 211, 455–460. doi: 10.1016/j.sbspro.2015.11.060
- Ra, S., Mahfuzuddin, A., & Teng, P. S. (2019). Creating high-tech 'agropreneurs' through education and skills development. *International Journal of Training Research*, 17(Sup 1), 41–53. doi: 10.1080/14480220.2019.1629736
- Rockström, J., Williams, J., Daily, G., Noble, A., et al. (2017). Sustainable intensification of agriculture for human prosperity and global sustainability. *Ambio*, 46(1), 4–17. doi: 10.1007/s13280-016-0793-6
- Rosyadi, R., Darma, S., & Darma, D. C. (2023). What driving gross domestic product of agriculture? Lessons from Indonesia (2014-2021). *International Journal of Sustainable Development and Planning*, 18(3), 683–692. doi: 10.18280/ijstdp.180304
- Rozaki, Z. (2021). Food security challenges and opportunities in Indonesia post COVID-19. *Advances in Food Security and Sustainability*, 6, 119–168. doi: 10.1016/bs.af2s.2021.07.002
- Saleh, K. (2022). The role of social capital in improving the welfare of rice farmers in Tangerang Banten Regency. *Budapest International Research*

- and Critics Institute-Journal: Humanities and Social Sciences*, 5(4), 29648-29657. doi: 10.33258/birci.v5i4.7117
- Salembier, C., Segrestin, B., Weil, B., *et al.* (2021). A theoretical framework for tracking farmers' innovations to support farming system design. *Agronomy for Sustainable Development*, 41(5), 61. doi: 10.1007/s13593-021-00713-z
- Secretariat General-Ministry of Agriculture of Indonesia. (2023). Analisis kesejahteraan petani tahun 2023 [Farmer welfare analysis in 2023]. Center for Agricultural Data and Information Systems, Ministry of Agriculture of Indonesia, Jakarta. Retrieved from https://satudata.pertanian.go.id/assets/docs/publikasi/Analisis_Kesejahteraan_Petani_2023.pdf
- Sharma, S., Meena, V. S., & Singh, A. (2021). Farmers' prosperity through ITC based farmers awareness programme: An evidence of Gramin Krishi Mausam Sewa. *Economic Affairs*, 66(2), 319-327. doi: 10.46852/0424-2513.2.2021.18
- Suprehatin, S. (2021). Determinants of agricultural technology adoption by smallholder farmers in developing countries: Perspective and prospect for Indonesia. *Jurnal Penelitian dan Pengembangan Pertanian*, 40(1), 21-30. doi: 10.21082/jp3.v40n1.2021.p21-30
- Ruzzante, S., Labarta, R., & Bilton, A. (2021). Adoption of agricultural technology in the developing world: A meta-analysis of the empirical literature. *World Development*, 146, 105599. doi: 10.1016/j.worlddev.2021.105599
- Tafarini, M. F., Yazid, M., Prayitno, M. B., Faizal, M., Suryadi, F. X., & Purba, K. F. (2021). Willingness to pay for water management to support sustainable food production in tidal lowlands of South Sumatra, Indonesia. *Emirates Journal of Food and Agriculture*, 33(12), 1008-1017. doi: 10.9755/ejfa.2021.v33.i12.2789
- Vanzetti, D., Setyoko, N. R., Que, N. N., & Trewin, R. (2011). A comparison of Indonesian and Vietnamese approaches to agriculture in the ASEAN-China FTA. *Contributed paper at the 55th AARES Annual Conference*. Melbourne, Victoria, 8-11th February 2011. doi: 10.22004/ag.econ.101002
- Vigors, B., Ewing, D. A., & Lawrence, A. B. (2021). The importance of farm animal health and natural behaviors to livestock farmers: Findings from a factorial survey using vignettes. *Frontiers in Animal Science*, 2, 638782. doi: 10.3389/fanim.2021.638782
- Wang, M., He, B., Zhang, J., & Jin, Y. (2021). Analysis of the effect of cooperatives on increasing farmers' income from the perspective of industry prosperity based on the PSM empirical study in Shennongjia Region. *Sustainability*, 13(23), 13172. doi: 10.3390/su132313172

- Yasin, M., & Amin, M. (2021). The impact of farmer exchange rate on inflation during Covid 19 in Indonesia. *International Journal of Multicultural and Multireligious Understanding*, 8(5), 780–788. doi: 10.18415/ijmmu.v8i5.2647
- Younker, T., & Radunovich, H. L. (2021). Farmer mental health interventions: A systematic review. *International Journal of Environmental Research and Public Health*, 19(1), 244. doi: 10.3390/ijerph19010244
- Zhang, J., Mishra, A. K., & Hirsch, S. (2021). Market-oriented agriculture and farm performance: Evidence from rural China. *Food Policy*, 100, 102023. doi: 10.1016/j.foodpol.2021.102023

Comment [A5]: Please follow the reference format below:
Bright-Paul, A., Jarrold, C., & Wright, D. B. (2008). Theory-Of-Mind Development Influences Suggestibility And Source Monitoring. *Developmental Psychology*, 44(1), 1055-1068. doi: 10.1037/0012-1649.44.4.1055



DOI: 10.31186/jagrisep.17.2.23-30

DO AGRICULTURAL REFORMS INCREASING THE PROSPERITY OF INDONESIAN FARMERS?

Apakah Reformasi Pertanian Meningkatkan Kemakmuran Petani Indonesia?

Priyagus¹⁾; Saida Zainurossalamia ZA²⁾; Nurfiza Widayanti³⁾;
Dio Caesar Darma^{*4)}

¹⁾³⁾⁴⁾ *Department of Economics, Faculty of Economics and Business,
Universitas Mulawarman, Samarinda, Indonesia*

²⁾ *Department of Management, Faculty of Economics and Business,
Universitas Mulawarman, Samarinda, Indonesia*
Email: diocaisar09@gmail.com

ABSTRACT

Since several decades, agricultural movements have been supporting the majority of villages in Indonesia. Agricultural reform is a new program organized by the government that started in 2019. In this context, the objectivity of the paper is to examine causality between technology adoption (TA), capital subsidies (CS), educational skills (ES), and health and scholarships (H&S) on farmers' prosperity (FP). Using a time-series regression simulation, the investigation is focused on agricultural reform in the era of President Jokowi, to be precise in the 2nd period (2019–2023). In Indonesia, there are simultaneous parallel effects of technology adoption, capital subsidies, educational skills, and health and scholarships on the farmers' prosperity. When testing partially, the result is that technology adoption as well as health and scholarships have a positive effect on the farmers' prosperity. Yet, capital subsidies and educational skills actually have a negative effect on the farmers' prosperity. Explicitly, the consistency of agricultural reform is expected to be accessible to all farmers.

Keyword: *capital subsidies, educational skills, health and scholarships, farmers' prosperity, technology adoption*

ABSTRAK

Sejak beberapa dekade, pergerakan pertanian telah menghidupi mayoritas pedesaan di Indonesia. Reformasi pertanian adalah program baru yang diselenggarakan oleh pemerintah yang dimulai pada 2019. Dalam konteks ini, objektivitas makalah untuk menguji kausalitas antara adopsi teknologi (TA), subsidi permodalan (CS), keterampilan pendidikan (ES), serta kesehatan dan beasiswa (H&S) terhadap kemakmuran petani (FP). Menggunakan simulasi regresi *time-series*, penyelidikan difokuskan pada reformasi pertanian di era presiden Jokowi, tepatnya pada periode ke-2 (2019–2023). Di Indonesia, terdapat efek paralel secara simultan dari adopsi teknologi, subsidi permodalan, keterampilan pendidikan, serta kesehatan dan beasiswa terhadap kemakmuran petani. Apabila diuji secara parsial, hasilnya adalah adopsi teknologi serta kesehatan dan beasiswa berpengaruh positif terhadap kemakmuran petani. Akan tetapi, subsidi permodalan dan keterampilan pendidikan justru berpengaruh negatif bagi kemakmuran petani. Secara eksplisit, konsistensi dari reformasi pertanian diharapkan dapat diakses oleh semua petani.

Kata Kunci: *subsidi permodalan, keterampilan pendidikan, kesehatan dan beasiswa, kemakmuran petani, adopsi teknologi*

INTRODUCTION

This article telling the aspects that affect the prosperity of Indonesian farmers. This content includes: farmers' ability to adopt technology, capital subsidies channeled by the government, educational skills possessed by farmers, as well as access to health and scholarships. So far, Indonesia still relies on agriculture as a sector that provides jobs for many workers, including absorbing a new workforce every year (Rosyadi et al., 2023). When compared to neighboring countries at the ASEAN level, such as the Philippines, Thailand, Malaysia and Vietnam, Indonesia's agricultural capacity is still isolated or at least contributes to the farmers' prosperity (Barichello & Patunru, 2009; Kartika & Kurniasih, 2020; Mundlak et al., 2004; Rozaki, 2021; Vanzetti et al., 2011). In a scientific magazine highlighted by Jiuhardi et al. (2022) and Kharisma et al. (2019), Indonesia's weak agricultural competitiveness is inseparable from the quality of economic growth (GDP) in agriculture. The future of farmers is determined by various elements. In general, agricultural groups are surrounded by the trap of physical development and agrarian schemes that are not mature enough. Apart from extreme climate topics that affect temperature, weather and irrigation, land management, irrigation structures, and agricultural management, the poor regulatory system designed by the

Indonesian government (before Jokowi) is also seen as an old polemic that has not been resolved.

Figure 1. displays that agricultural welfare as reflected by the Farmer Exchange Rate (NTP) has increased inclusively with an accumulated average of 105.07 points. In the period 2019–April 2023, the highest NTP score was in the April 2023 period with an achievement of 110.85 points and the lowest in 2019 was worth 100.9 points. In aggregate, the commodities that make up the largest NTP are from the estate crops sub-sector (average: 116.3 points) and the livestock sub-sector as the smallest contributor (average: 99.53 points). Based on data from the Central Agency on Statistics Badan Pusat Statistik (2023a), the horticulture sub-sector contributed the second largest NTP (average 105.15 points), ranking 3 came from the fish catching sub-sector (average: 103.43 points), the fifth rank is the fish cultivation sub-sector (average: 102.86 points), and the lowest NTP performance or ranked last is the food crops sub-sector (average: 100.8 points).

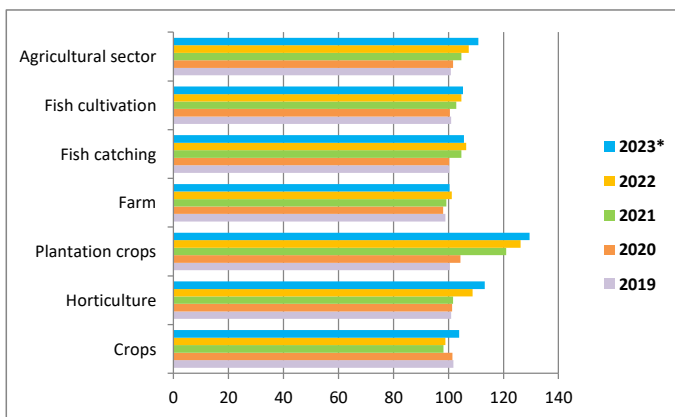


Figure 1.
NTP on a National Scale, 2019–2023

Source: Badan Pusat Statistik (2023a), Note: *) data as of April 2023

During the era of Jokowi's leadership as president of Indonesia from 2014 until now, improvements to the agricultural business have been made. Even though it doesn't look impressive yet, there are policy packages that have been developed to reform agriculture. The first concentration covers technology development. By empowering adequate technology, farmers are required to maximize crop yields, strengthen quality productivity, save water, and reduce the use of fertilizers and pesticides. The second step is like a subsidy. In terms

of the capital component, subsidy assistance will reduce the burden on farmers from producing to marketing. In other words, they get a lucrative benefit. Also, the nuances of capital subsidies can stimulate the motivation of farmers to expand the expansion of agricultural products. Third, the educational dimension. Educational skills describe the competence of farmers. The level of insight that is relevant to the reality on the ground will determine and ensure the fate of farmers to avoid poverty. If farmers are independent and successful in highlighting the intensity of their agriculture, they will become examples that other farmers can learn from. The last is health and scholarships. Those who adopt a healthy lifestyle, including balanced food intake, will automatically gain good health. In addition, a conducive environment is an alternative solution to avoid various diseases. Then, the distribution of scholarships can provide bright opportunities for farmers, especially young farmers as a form of manifestation of their talents, ideas, and potential in understanding and learning new knowledge about agriculture. In essence, health, education, and scholarships that are accommodated by the government are the main determinants for overcoming unemployment.

Normally, the condition of a nation's agriculture represents progress in the way of thinking and the extent of government protection in providing facilities to support food security (Newton et al., 2020). According to Tafarini et al. (2021) if the government does not prioritize agricultural clusters, it does not guarantee improvements in nutrition and hunger. Talking about agriculture in developing markets, take an example like Indonesia which is synonymous with being left behind. Surprisingly, due to Indonesia's diverse geographical characteristics, it triggers inequality in agricultural management (Dib et al., 2018; Hill, 2021; Hil et al., 2008). As an illustration, the monopoly of the agricultural market in many regions is striking. Another fact is the multidimensional disturbance of culture which has a different mindset in each agricultural base. At the same time, the limitations of the autonomous region in observing agricultural regulations tend to be anti-climactic to the expectations of the central government. Price inflation in agricultural commodities in certain situations often occurs due to supply chain failures, high transportation rates, increased production costs, inaccurate distribution, and lack of stakeholder oversight (Arham, 2020; Dahliana, 2022; Farandy, 2020; Hidayat & Lesmana, 2011; Ismaya & Anugrah, 2018; Yasin & Amin, 2021). Amidst uncertainty, the transformation in agricultural circulation must work. This can be started from the readiness of the farmers holistically. In relation to prosperity, matters related to the conformity of farmer behavior. The urgency of technology adoption, capital subsidies, educational skills, as well as health and scholarships need to be addressing through valid policy formation.

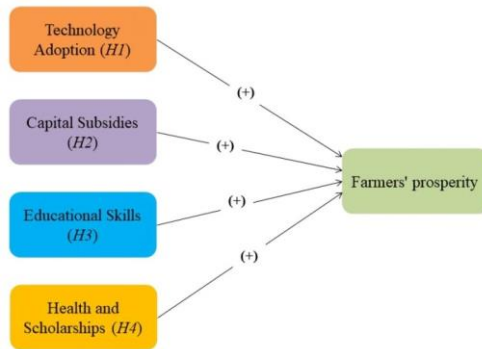


Figure 2.
Expected Framework and Signs

Referring to theoretical concepts and empirical foundations, it is speculated that agricultural reforms modified into technology adoption, capital subsidies, educational skills, or health and scholarships are assumed to encourage the farmers' prosperity. Figure 2 summarizes the core variables. The hypothesis construction is written as follows:

H₁: Growing of technology adoption increasing the farmers' prosperity;

H₂: Growing of capital subsidies increasing the farmers' prosperity;

H₃: Growing of educational skills increasing the farmers' prosperity; and

H₄: Growing of health and scholarships increasing the farmers' prosperity.

In its output, this article presents four points. Phase-1: Introduction focuses on the pillars that underlie the research goal and literature review informs theoretical concepts, empirical review, and hypothesis development. Phase-2: Methods centered on the data and flow of analysis. Phase-3: Results and discussion explaining the empirical findings and justification in a narrative manner. Phase-4: Conclusion describes the main implications, proposes constructive suggestions, and directions for integrating future studies.

RESEARCH METHOD

The data approach technique is quantitative. Official government data on macroeconomics is compiled through secondary publications for 2019–2023. This research is addressed to a case study in Indonesia. The variable synthesis is divided into two: explanatory variables and response variables. Farmers' welfare (FP) as a response variable and those that are positioned as explanatory variables are technology adoption (TA), capital subsidies (CS), educational

skills (ES), and health and scholarships (H&S). Table 1 compiles a list of variables.

Table 1. Variable Types

Classification And Variable Names	Code/ Abbreviation	Measurements (Indicator)
<i>Response variable</i>		
Farmers' Prosperity	FP	Farmers' Exchange Rate (NTP) obtained from dividing the ratio between Prices Received by Farmers (IT) and Prices Paid by Farmers (IB). Index
<i>Explanatory variables</i>		
Technology Adoption	TA	Adaptive to information and computer sophistication in agriculture. Percentage (%)
Capital Subsidies	CS	The government spending budget issued to subsidize farmers includes: agricultural machinery, tax relaxation, business credit, fertilizer, seeds, social security, and other forms of support. Amount (Rp/IDR)
Educational Skills	ES	The proportion of farmer education with a university graduate background includes: Diplomas and University Degrees < not attending school, elementary school, junior high school, senior high school, and vocational school. Percentage (%)
Health and Scholarships	H&S	Guaranteed health protection and scholarships distributed to farmers (households working in agriculture and households of farm labourers). Percentage (%)

Source: Badan Pusat Statistik (2023b) dan Secretariat General-Ministry of Agriculture of Indonesia (2023)

After data validated, the data is tabulated and elaborated into empirical investigations. The analysis model was extracted via time-series regression. To support statistical processing, data is operated with SPSS (version 25). The software functions to identify causality between TA, CS, ES, and H&S to FP. The basic equation function is described as follows:

Formatted: Left

Formatted: Left, Indent: First line: 0"

Formatted: Left

Formatted: Left, Indent: First line: 0"

Formatted: Left

Formatted: Left, Indent: First line: 0"

Formatted: Left

Formatted: Left, Indent: First line: 0"

Formatted: Left

Formatted: Left, Indent: First line: 0"

Formatted: Font: 10 pt

Formatted: Line spacing: single

Formatted: Font: 10 pt

$$Y_{i,t} = \beta_0 + \beta_1 X_{i,t} + \dots + \varepsilon_{i,t} \dots\dots\dots(1)$$

According to the equation formula above, the equation formula is converted as follows:

$$FP_{i,t} = \beta_0 + \beta_1 TA_{i,t} + \beta_2 CS_{i,t} + \beta_3 ES_{i,t} + \beta_4 H\&S_{i,t} + \varepsilon_{i,t} \dots\dots\dots(2)$$

where $\beta_0, \beta_1, \dots, \beta_5$ = parameters to be determined; i = variable volume; t = period; and ε = sigma value.

To interpret statistical trends, basic formations are used. Implementation of decision-making is a significance level (probability) of 5%. Before presenting the partial test, the criteria for assessing the closeness of the relationship are through correlation, descriptive statistics, and simultaneous tests (ANOVA).

RESULT AND DISCUSSION

Findings

Table 2. reports that the correlation on most of the variables shows a significant correlation score. It's just that, even though all the correlations between the effect variables are positive because of the strong correlation (> 0.5), very strong (> 0.7), and close to perfect (> 0.9), the relationship between capital subsidies on health and scholarships and the farmers' prosperity is not significant or vice versa, where $\rho = 0.175$ and $\rho = 0.277$. It was also found that education skills did not have a significant impact on health and scholarship ($\rho = 0.117$) and farmers' prosperity ($\rho = 0.183$). The rest, with a probability level of 5% ($\rho < 0.05$) is dominated by a significant influence between technology adoption on capital subsidies, educational skills, health and scholarships, and farmers' prosperity and vice versa. Then, it is also followed by capital subsidies on educational skills or vice versa. Another significant relationship at the probability level of 1% ($\rho < 0.01$) is health and scholarship to the farmers' prosperity and vice versa.

Table 2. Correlation And Descriptive Statistics On Variables

Variables	TA	CS	ES	H&S	FP	S.D (σ)	Mean (μ)
TA	1	.884* (.046)	.890* (.043)	.954* (.012)	.905* (.035)	4.45	89.97
CS	.884* (.046)	1	.934* (.020)	.714 (.175)	.608 (.277)	23,350.71	235,998.86
ES	.890* (.043)	.934* (.020)	1	.784 (.117)	.705 (.183)	4.39	35.29
H&S	.954* (.012)	.714 (.175)	.784 (.117)	1	.989** (.001)	5.94	55.36
FP	.905* (.035)	.608 (.277)	.705 (.183)	.989** (.001)	1	4.12	105.07

Comment [A6]: Please add the Characteristics of Respondents.
Reply: This study does not use primary data (such as interviews or surveys), but is supported by secondary data collected and accessed from several government institutions. In other words, we need to emphasize that the chapters and sub-chapters presented in the manuscript are appropriate to the research objectives, methodology, and type of data used.

Comment [A7]: Please change the name of Sub Heading according to the topic.
Reply: We followed the review board's direction by changing the sub-chapter title from "findings" to "quantitative analysis".

Source: Author's computation, Notes: *) $\rho = 5\%$ and **) $\rho = 1\%$

Uniquely, because each variable has various benchmarks or units, the standard deviation (S.D) and mean scores are also different. At the domestic level, indicators for farmers prosperity are indexes, indicators for capital subsidies are nominal, and 3 other variables: technology adoption, educational skills, and health and scholarships with the same units, namely %. In essence, the SD and mean scores varied as explained by technology adoption ($\sigma = 4.45$; $\mu = 89.97$), capital subsidies ($\sigma = 23,350.71$; $\mu = 235,998.86$), educational skills ($\sigma = 4.39$; $\mu = 35.29$), health and scholarship ($\sigma = 5.94$; $\mu = 55.36$), and farmers' prosperity ($\sigma = 4.12$; $\mu = 105.07$).

Table 3. Result of ANOVA

Model	Sum of squares	Mean square	F-statistic	Prob.
Regression	.007	.002	246.78	.031
Residual	.000	.000		
Total	.007			

Source: Author's computation

The observation results clarify that the ANOVA on farmers' prosperity which is predicted by technology adoption, capital subsidies, educational skills, as well as health and scholarships are concluded to have a positive relationship. The score for the F-statistic is 246.78, while the F-table is 225. As a comparison, $F\text{-statistic} > F\text{-table}$ ($246.78 > 225$), so that technology adoption, capital subsidies, education skills, as well as health and scholarships affect farmers' prosperity. Using a 5% confidence level, Table 3 concludes that the explanatory variable has a simultaneous impact on the response variable ($\rho < 0.05$).

Mathematically, the coefficient of determination (R^2) is 99.8% which indicates that agricultural reforms are able to grow farmers' prosperity. Only 0.2% of the confounding factors are not explained in the econometric model. Increases in technology adoption, capital subsidies, educational skills, and health and scholarships in the long term further increase the farmers' prosperity, where $\rho < 0.05$. In the short term, the increase in capital subsidies and educational skills drastically reduced farmers' prosperity by 5.3% and 2.4%. On the other hand, the increasing adoption technology as well as health and scholarships further advanced the farmers prosperity, reaching 27.3% and 44.7%.

Table 4. Hypothesis Testing

Response Variable: FP	Coefficient (B)	Standard Error (E)	$\rho > t $
TA	.273	.019	.030
CS	-.053	.051	.488
ES	-.024	.047	.704
H&S	.447	.031	.044

Response Variable: FP	Coefficient (B)	Standard Error (E)	$\rho > t $
Constant	3.609	.075	.026
R ² = .998			

Source: Author's computation

The regression results show that technology adoption and health and scholarships have a partial effect on farmers' prosperity ($\rho < 0.05$). Other partial linkages are also explained in Table 4 if the subsidized capital and educational skills have no significant impact ($\rho > 0.05$). When examined individually, the variable that has the highest standard error value is capital subsidies (5.1%), while the smallest is technology adoption (1.9%). In statistical terminology, the error value (ϵ) projects the standard deviation (σ) of the sample population. Value also measures the accuracy of the sample distribution that represents the data set (Barde & Barde, 2012; Dowd et al., 2014; Lee et al., 2015; McCloskey & Ziliak, 1996). Thus, sample means that deviate from the true population unit can be traced.

Justification

In particular, agricultural reforms that combine technology adoption, capital subsidies, educational skills, and distribution of health and scholarships collectively affect the prosperity of Indonesian farmers during 2019–2023. Mishra et al. (2018) diagnosed adoption rates on the prosperity of Madhya-Pradesh farmers. The installation of agricultural machinery and equipment is not matched by adequate literacy, so that agricultural income is lagging behind. Mariyono (2019b) is of the opinion that agronomic technology has an impact on the welfare of chili farming households in 3 regions of Java-Indonesia. Adopted technological advances have enabled small cassava farmers in East Java-Indonesia to increase their income (Muhaimin et al., 2020). There has been a shift since learning in technology adoption was implemented. It is not surprising that the dissemination of information that maneuvers quickly to farmers can help them interpret and capture inspiration (Foster & Rosenzweig, 2010).

Dahlani et al. (2022) and Saleh (2022) reveal that independent farmers are those who receive capital assistance. Recently, since the new normal era, the palm oil business managed by family farmers in Sanggau-Indonesia, was found to still depend on access to capital. The output of this scientific work is proven to be an antithesis to the case of rice farmers in Tangerang-Indonesia, where compliance, social obligations, mutual trust, and a form of responsibility from recipients of capital subsidies optimize the role of agricultural cooperatives. Governments that participate in providing a proportion of subsidies to farmers technically maintain the continuity of agricultural intensification, especially the dual goal of changing the position of global

prosperity (Rockström et al., 2017). On the one hand, the reason for rethinking government support is contemporary affluence. Chen et al. (2023) show that the distribution of subsidies distributed by the Chinese government in 3 provinces (Sichuan, Jiangsu, and Jilin) is fake. At first glance, this phenomenon is called "replica cooperatives" which is interpreted as a signal of chaotic growth. The emergence of this cooperative is only a formality and is intended to capture capital help from the government without clear administration and ignore the sustainability of farmer members.

In certain moments, farmers with genius education levels are able to break through the intense competition among businessmen in other sectors which triggers an increase in agricultural added value. The future agricultural path, is determined by education. In India, education really helps millions of rural people get out of poverty (Birthal, 2019). For example, in one of the villages in Banyuwangi, Indonesia, before obtaining a proper education, the social position of farmers in society was underestimated. After attaining a bachelor's position, education drives a vertical social hierarchy. As agents of change, farmers with university degrees become role models for other farmers (Paramitha et al., 2018). To advance economic development in Katsina–Nigeria, Non-Governmental Organizations (NGOs) are moderating the pathway between education and agricultural productivity (Kabiru, 2020). Wang et al. (2021) believes that the increase in the welfare of the agricultural industry in Shennongjia–China is due to the revitalization of education which actively monitors the participation of farmers in attending school. Collaboration between education and skilled technology, information and communication (ICT), is able to awaken the Bikaner–India farming community in making decisions, reduce aquaculture production costs, and increasing welfare (Sharma et al., 2021).

Missions from the government, such as distributing health and scholarships on a regular basis, enable sustainable farmer resilience. An example occurred in Lithuania, where public policy paid a lot of attention to agricultural companies in an "educational resources" project (Atkočiūnienė et al., 2015). Agricultural institutions partner with each other to creating new entrepreneurship and jobs, strengthen social awareness, support economic viability, building rural infrastructure, and develop culture. Besides, to physical health, the government is also obliged to pay attention to the health of farmers from the non-physical scope, for example stress. Many attempted suicide attempts are due to the prevalence of mental disorders. Bad mentality is triggered by high stress levels. Non-experimentally, Younker and Radunovich (2021) explained that the intervention of the Australian and U.S governments in the past several periods encouraged farmers through some tightening regulations such as the prohibition against excessive working hours. Even more important is the scholarship prize. Therefore, in the state of Oyo–Nigeria,

Umeokeke et al. (2017) observed that the welfare sensitivity represented by per capita expenditure of farmers gives a signal to stakeholders to actively distribute scholarships to farmers. For low- and lower-middle-income countries, including the SSA region within it, the government's seriousness through subsidizing agricultural inputs such as scholarship funds for farmer groups who are classified as poor as a positive effect on agricultural benefits (Hemming et al., 2018).

In a micro premise, Puryantoro & Mayangsari (2020) argue that the prosperity of a farmhouse depends on the size of education, income, and health. de los Rios et al. (2016) defines agricultural prosperity from a systematic point of view. Prosperity benchmarks are built from resilience, learning revitalization, innovation, and social capital. The articulation of prosperity is also examined by Salembier et al. (2021), where networks on research and development (R&D) gather to plan projects and explore creativity in agricultural institutional mechanisms. The farmers' prosperity tends to be oriented towards the volume of income (Grzelak, 2022; Zhang et al., 2021). From another perspective, the farmers' prosperity is not only related to income, but also material profits (Puspitasari, 2015).

In the theory of "agricultural technology adoption", combining the decision landscape as an effort that emphasizes effectiveness in agricultural strategies. Advantages across farms depend on technological resources (Ruzzante et al., 2021). In meeting the increasing demand for food, agricultural technology is allocated by scientists to farmers in a hopeful, sociological, economic, and psychological transition (Dissanayake et al., 2022). Universally, agricultural technology plays a key role in modernizing the agricultural industry (Ong et al., 2022). Recognizing that agricultural matters are so crucial, the development of a technology ecosystem is a concrete matter. In the theory of "innovation diffusion", the actions and experiences of adopters will generate agricultural technology sustainably. Moreover, Dong et al. (2022) stated that in the principle of "technology acceptance", the interaction between technology and production is a prerequisite for tracking and reducing ecological anomalies. For small farmers, integrating agricultural technology to cultivate certain indigenous wisdom can determine crop yields based on planned targets (Suprehatin, 2021).

In agricultural subsidies, the thing that is most often overlooked is land attributes. Capitalization concerns agricultural land, whether it's about claims to private land ownership or land rents to become a resilience for farmers. Imperfections in spatial effects such as land, trigger low agricultural added value (Ciaian et al., 2021). The toughest challenge is that the government prefers other options besides land regulations (such as providing non-land subsidies) to ease the burden on farmers. Baldoni & Ciaian (2021) estimate that the agricultural subsidy policy on the scale of land values and rental prices for

rural areas in the European Union (EU) has a dynamic impact. In its application, heterogeneous capitalization does not affect the price of land rent. Interestingly, Baltzer & Hansen (2011) detect that the subsidy factor in agricultural inputs in Sub-Saharan Africa (SSA) is so controversial. The high cost of agricultural subsidies, especially for the wrong people, causes agricultural distortions. Excessive subsidy programs also lead to discrimination among farmers and are against a sense of justice.

In practice, the cessation of subsidies in rural and urban agricultural areas in the U.S. has proven to be detrimental to goods market segmentation, regional costs of living, agricultural and non-agricultural sectoral routines, professional quality, and household income. Although urban real product gains relatively exceed rural losses, the stagnation of agricultural subsidies erodes rural real product revenues (Kilkenny, 1993). The effectiveness or equity of the agricultural economy, indicated by the right target subsidy. Cong & Brady (2012) consider that irrational subsidy transfer payments that are contradictory to the performance of farmers will weaken social protection. Instead, subsidies in other formats (including: income contingent loans, harvest taxes, and pure loans) are simplified as a professional response. Bellmann (2019) maps out regulations for subsidizing agriculture with the exploitation of natural resources. In certain policy features, most are able to pursue long-term goals. Some of the other support actually created a gap in international and domestic market rates which undermined the interest of agricultural actors in intensifying agricultural infrastructure. In Brazil, for example, the commercialization of agriculture went wrong, contrary to the initial scenario. Ironically, agricultural credit via foreign investment has made it difficult for local farmers (Corcioli et al., 2022). Broadly speaking, the share of the agricultural market has always been controlled by multinational companies in supplying subsidized credit budgets.

In "agricultural anecdotes", the education degree of farmers will raise welfare (Abdullah et al., 2019; Danso-Abbeam et al., 2020; Kılıç & Bozkurt, 2013; Mariyono, 2019a). When farmers care about the essence of education, they have more opportunities to improve their skills standards more superiorly (Gowda & Dixit, 2015; Paltasingh & Goyari, 2018). With advanced educational skills, can adapt, manage, and control risk management flexibly (George et al., 2007). In the agricultural corridor, educational skills obtained from effective training will make it easier for fellow farmers to exchange information, examine, consult, or learn to prevent and solve problems. Farmers can quickly track any changes. Jamison & Mook (1984) stated that education has controlled agricultural efficiency in Nepal. Since modernity was raised with cognitive measures and family background, educational extension is closely related to agricultural diversification.

Reliable and continuously updated education can make agricultural innovation successful. The trainings needed by farmers support agriculture in the future. Project funded by the European Union (EU) to narrow disparities among agricultural entrepreneurs (Bournaris et al., 2022). Young farmers who are involved under the auspices of the alliance in the scope of the university, are taught how to enforce precision farming. By upholding knowledge and education, it is able to synergize with the skills of farmers (Budiono et al., 2022). Of course, agripreneurs with high educational skills as infusions in new agricultural mobility (Ra et al., 2019). Towards competitive agriculture, workshops within the farmer layer must be selectively set up. Instilling knowledge, training, and supervising them from an early age, is a valuable compensation in maintaining an atmosphere of agricultural entrepreneurship (Aleru & Lazarus, 2021).

The government's sacrifice through extensive health services can increase the farmers' prosperity (Vigors et al., 2021). Health and agriculture always intersect across sectors. In many ways, education is attached to the source of livelihood and the type of work one does. In agricultural communities, the complexity of health is highlighted by Hawkes & Ruel (2006). Poor health impairs work performance and reduces income. Ideally, improving health accessibility is a natural means for farmers to fulfill primary needs (Aulia et al., 2017). The Sustainable Development Goals (SDGs) call for health resolutions to fight agricultural poverty. Calling for health care requires a comprehensive connection, especially to rural farmers who have middle and low incomes (Frimpong & Vermund, 2022). To achieve SGDs, government intervention through nutritional evaluation guides farmers to actively evaluate malnutrition status (Duncan et al., 2022). Besides that, the independence of farmers is also side by side with the provision of scholarships. For outstanding farmers, selective awarding of scholarships is increasingly giving birth to a brilliant next generation. The regulator's dedication through the promotion of scholarships for farmers will spur their enthusiasm to revolutionize the agricultural system. For example, in Wales and the UK, agricultural scholarships for rural youth are articulated as government expectations of agricultural investment. School volunteerism in initiating free education is based on rural marginalization through progressive scholarship opportunities (Kirke, 2016; Pigott, 1990).

CONCLUSION AND SUGGESTION

Conclusion

The motive of this article is to dissect the relationship between technology adoption, capital subsidies, education skills, and health and scholarships on the farmers' prosperity with case studies in Indonesia. As a result, although all

explanatory variables have a positive slope to the prosperity of Indonesian farmers, half of them have a significant impact and some of them are in contrast. The article found that the technology adoption as well as health and scholarships had an effect on the farmers' prosperity. Unexpectedly, educational skills and capital subsidies did not significantly affect the farmers' prosperity. The cause of the two variables above which have no significant impact on the prosperity of Indonesian farmers is because the government's kindness is often misinterpreted by farmers. Specifically, the distribution of subsidies throughout these five years has proven to be ineffective in increasing the prosperity.

Suggestion

The majority of farmers view that capital support has so far been in the form of grants and not in the flow of interest loans. Too, the financial assistance provided was not optimally managed to increase productivity. Therefore, Indonesian farmers do not have burdens such as paying off business debt loans at credit institutions or banking which require the responsibility of each customer. Free capital subsidies also drain state finances. Particularly for the educational skills of farmers which have direct implications for prosperity tend to be triggered by hereditary traditions. At this point, the limited mindset of farmers in understanding the urgency of education is fatal. Even though the construction of educational facilities in rural areas is now more advanced than in the previous era, this does not guarantee the motivation of farming families to go to school. The doctrine about the cost of formal and informal education is expensive, causing the majority of farmer groups not to send their successors to a higher level. As a result, individual intelligence decreases. In the context of agricultural management, poor governance automatically affects the level of insight. The logical consequence is the entry of massive competition that is not matched by competitiveness, triggering dynamics in the agricultural market, including the consequences for weak household resilience, the risk of economic instability, hampered agricultural care, experiencing crop failure, managed agriculture does not absorb labor, and do not pass on their struggle to the next generation in agriculture.

In the future, practical recommendations are suggested to stakeholders in the agricultural sector to restructure regulations that are in favor of Indonesian farmers. From the existing issues, the academic agenda also considers the actual follow-up in exploring the weaknesses of this study to be developed.

REFERENCES

- Abdullah, A., Rabbi, F., Ahamad, R., Ali, S., et al. (2019). Determinants Of Commercialization And Its Impact On The Welfare Of Smallholder Rice Farmers By Using Heckman's Two-Stage Approach. *Journal of the Saudi Society of Agricultural Sciences*, 18(2), 224–233. doi: 10.1016/j.jssas.2017.06.001
- Aleru, P. D., & Lazarus. S. T. (2021). Role Of Agricultural Education Farm Workshop In Development Of Students' Skills In Indigenous Mechanized Technology For Self-Reliance In Rivers State. *British Journal of Contemporary Education*, 1(1), 64–74. doi: 10.52589/BJCE-PDJKIJBC
- Arham, M. A. (2020). Does Agricultural Performance Contribute To Rural Poverty Reduction In Indonesia?. *JEJAK: Jurnal Ekonomi dan Kebijakan*, 13(1), 69–83. doi: 10.15294/jejak.v13i1.20178
- Atkočiūnienė, V., Aleksandravičius, A., & Zemeckis, R. (2015). Public Policy Impact On Prosperity And Resilience Of Farms And Agricultural Companies: Lithuanian Case Study. *Proceedings of the 7th International Scientific Conference "Rural Development 2015: Towards the Transfer of Knowledge, Innovations and Social Progress"*. 19-20th November 2015 Kaunas, Lithuania. doi: 10.15544/RD.2015.128
- Aulia, D., Ayu, S. F., & Syahrial, E. (2017). The Importance Of Attribute Of Health Services For Primary Health Centre According To The Farmer In Simpang Empat District, Karo Regency. *Proceedings of the 2nd Public Health International Conference (PHICo 2017)*. November 14th–15th, 2018, Medan. doi: 10.2991/phico-17.2018.6
- Baldoni, E., & Ciaian, P. (2021). The Capitalisation Of CAP Subsidies Into Land Rents And Land Values In The EU—An Econometric Analysis. *JRC Technical Report*. Publications Office Of The European Union, Luxembourg. doi: 10.2760/404465
- Baltzer, K., & Hansen, H. (2011). Agricultural Input Subsidies In Sub-Saharan Africa. *Evaluation Study*. (Institute of Food and Resource Economics, University of Copenhagen, København). doi: 10.19088/1968-2016.130
- Barde, M. P., & Barde, P. J. (2012). What To Use To Express The Variability Of Data: Standard Deviation Or Standard Error Of Mean?. *Perspectives in Clinical Research*, 3(3), 113–116. doi: 10.4103/2229-3485.100662
- Barichello, R., & Patunru, A. (2009). Agriculture In Indonesia: Lagging Performance And Difficult Choices. *CHOICES: The Magazine of Food, Farm, and Resource Issues*, 24(2), 37–41. Retrieved from https://www.choicesmagazine.org/UserFiles/file/article_76.pdf

Comment [A8]: There are references that are not cited.

Formatted: Font: Italic

Formatted: Font: Not Italic

Comment [A9]: Add the volume(issue), page number of references. **Reply:** Ini adalah publikasi berbasis dokumen resmi instansi, sehingga tidak memiliki volume dan isu.

Formatted: Font: Italic

Comment [A10]: Add the volume(issue), page number of references **Reply:** Ini adalah publikasi berbasis laporan tahunan dari lembaga pemerintah, sehingga tidak memiliki volume dan isu.

- Bellmann, C. (2019). Subsidies And Sustainable Agriculture: Mapping The Policy Landscape. Research Paper. *Hoffmann Centre for Sustainable Resource Economy, Chatham House, London*. Retrieved from <https://www.chathamhouse.org/2019/12/subsidies-and-sustainable-agriculture-mapping-policy-landscape>
- Birthal, P. S. (2019). From food security to farmers' prosperity: Challenges, prospects and way forward. *Indian Journal of Agricultural Economics*, 74(1), 78–95. Retrieved from <https://isaeindia.org/wp-content/uploads/2020/11/04-Keynote-paper-by-PS-Birthal.pdf>
- Bournaris, T. et al. (2022). Current Skills Of Students And Their Expected Future Training Needs On Precision Agriculture: Evidence From Euro-Mediterranean Higher Education Institutes. *Agronomy*, 12(2), 269. doi: 10.3390/agronomy12020269
- Budiono, A., Muatip, K., & Yuwono, P. (2022). The Correlation Of Farmers Education And Knowledge Of Farmers About Feed With The Skills Of Farmers In Providing Buffalo Feed In The Defelopment Of Buffalo Livestock In Pemalang Regency. *ANGON: Journal of Animal Science and Technology*, 4(3), 328–335. doi: 10.20884/1.angon.2022.4.3.p328-335
- Badan Pusat Statistik of Indonesia. (2023a). *Ntp (Nilai Tukar Petani) Menurut Provinsi (2018=100) 2023 [Ntp (Farmers' Exchange Rate) By Province (2018=100) 2023]*. Retrieved from <https://www.bps.go.id/indicator/22/1741/1/ntp-nilai-tukar-petani-menurut-provinsi-2018-100.html>
- Badan Pusat Statistik. (2023b). *Statistik Indonesia 2023 [Statistical Yearbook Of Indonesia 2023]*. Directorate Of Statistical Dissemination, BPS-Statistics Indonesia, Jakarta. Retrieved from <https://www.bps.go.id/publication/2023/02/28/18018f9896f09f03580a614b/statistik-indonesia-2023.html>
- Chen, F., Xu, Z., & Luo, Y. (2023). False Prosperity: Rethinking Government Support For Farmers' Cooperatives In China. *Annals Of Public And Cooperative Economics*, *Early View, Online Version Of Record Before Inclusion In An Issue* 94(3), 905–920. doi: 10.1111/apce.12420
- Ciaian, P., Baldoni, E., d'Artis K., & Drabik, D. (2021). The Capitalization Of Agricultural Subsidies Into Land Prices. *Annual Review of Resource Economics*, 13(1), 17–38. doi: 10.1146/annurev-resource-102020-100625
- Cong, R. G., & Brady, M. (2012). How To Design A Targeted Agricultural Subsidy System: Efficiency Or Equity?. *Plos One*, 7(8), e41225. doi: 10.1371/journal.pone.0041225
- Corcioli, G., Medina, GdS., & Arrais, C. A. (2022). Missing The Target: Brazil's Agricultural Policy Indirectly Subsidizes Foreign Investments To The Detriment Of Smallholder Farmers And Local Agribusiness. *Frontiers in Sustainable Food Systems*, 5, 796845. doi: 10.3389/fsufs.2021.796845

Comment [A11]: Add the volume(issue), page number of journal. **Reply:** Diperbaiki.

Formatted: Font: Not Italic

Comment [A12]: Add the issue, page number of journal. **Reply:** Yth Editor, perlu diketahui bahwa tidak semua Jurnal yang menerbitkan paper menyertakan isu, tetapi untuk *volume* pasti ada. Mohon pertimbangannya dan Bpk/Ibu juga dapat meng-crosscek artikel yang disitasi.

- De los Ríos, I., Rivera, M., & García, C. (2016). Redefining Rural Prosperity Through Social Learning In The Cooperative Sector: 25 Years Of Experience From Organic Agriculture In Spain. *Land Use Policy*, 54, 85–94. doi: 10.1016/j.landusepol.2016.02.009
- Dahlia, D. (2022). Panic Buying As A Cause Of Inflation: Al-Maqrizi's Perspective. *Al-Tijary: Jurnal Ekonomi dan Bisnis Islam*, 8(1), 45–55. doi: 10.21093/at.v8i1.4416
- Dahlia, L., Nurdialy, M., Relawati, R., & Abduh, M. (2022). The Prosperity Level Of Plasma Palm Oil Farmer's Family In The State Border Area During The New Normal Era. *SOCA: Jurnal Sosial Ekonomi Pertanian*, 16(2), 155–168. doi: 10.24843/SOCA.2022.v16.i02.p03
- Danso-Abbeam, G., Dagunga, D., & Ehiakpor, D. S. (2020). Rural Non-Farm Income Diversification: Implications On Smallholder Farmers' Welfare And Agricultural Technology Adoption In Ghana. *Heliyon*, 6(11), e05393. doi: 10.1016/j.heliyon.2020.e05393
- Dib, J. B., Alamsyah, Z., & Qaim, M. (2018). Land-Use Change And Income Inequality In Rural Indonesia. *Forest Policy and Economics*, 94, 55–66. doi: 10.1016/j.forpol.2018.06.010
- Dissanayake, C. A. K., et al. (2022). Theories and models of technology adoption in agricultural sector. *Human Behavior and Emerging Technologies*, 2022, 9258317. doi: 10.1155/2022/9258317
- Dong, H., Wang, H., & Han, J. (2022). Understanding Ecological Agricultural Technology Adoption In China Using An Integrated Technology Acceptance Model—Theory Of Planned Behavior Model. *Frontiers in Environmental Science*, 10, 927668. doi: 10.3389/fenvs.2022.927668
- Duncan, E., et al. (2022). Connecting The Food And Agriculture Sector To Nutrition Interventions For Improved Health Outcomes. *Food Security*, 14(3), 657–675. doi: 10.1007/s12571-022-01262-3
- Dowd, B. E., et al. (2014). Computation Of Standard Errors. *Health Services Research*, 49(2), 731–750. doi: 10.1111/1475-6773.12122
- Farandy, A. R. (2020). Analyzing Factors Affecting Indonesian Food Price Inflation. *Jurnal Ekonomi Dan Pembangunan*, 28(1), 65–76. doi: 10.14203/JEP.28.1.2020.65-76.
- Frimpong, S. O., & Vermund, S. H. (2022). The Role Of Agriculture In Achieving Universal Health Coverage In Africa. *Journal of Global Health*, 12, 03053. doi: 10.7189/jogh.12.03053
- Foster, A. D., & Rosenzweig, M. R. (2010). Microeconomics Of Technology Adoption. *Annual Review Of Economics*, 2, 395–424. doi: 10.1146/annurev.economics.102308.124433
- George, D. A., et al. (2007). Improving Farmer Knowledge And Skills To Better Manage Climate Variability And Climate Change. *Journal Of*

Comment [A13]: Add the issue of journal. **Reply:** Yth Editor, perlu diketahui bahwa tidak semua Jurnal yang menerbitkan paper menyertakan isu, tetapi untuk *volume* pasti ada. Mohon pertimbangannya dan Bpk/Ibu juga dapat meng-crosscek artikel yang disitasi.

Comment [A14]: Add the issue of journal. **Reply:** Yth Editor, perlu diketahui bahwa tidak semua Jurnal yang menerbitkan paper menyertakan isu, tetapi untuk *volume* pasti ada. Mohon pertimbangannya dan Bpk/Ibu juga dapat meng-crosscek artikel yang disitasi.

Comment [A15]: Add the volume(issue), page number of journal. **Reply:** Yth Editor, perlu diketahui bahwa tidak semua Jurnal yang menerbitkan paper menyertakan isu, tetapi untuk *volume* pasti ada. Mohon pertimbangannya dan Bpk/Ibu juga dapat meng-crosscek artikel yang disitasi. Khusus untuk penerbit semisal HINDAWI, setiap terbitan memakai volume berdasarkan tahun, bukan penomoran tertentu seperti publikasi yang lain.

Comment [A16]: Add the issue, page number of journal. **Reply:** Yth Editor, perlu diketahui bahwa tidak semua Jurnal yang menerbitkan paper menyertakan isu, tetapi untuk *volume* pasti ada. Mohon pertimbangannya dan Bpk/Ibu juga dapat meng-crosscek artikel yang disitasi.

Comment [A17]: Add the issue of journal, page number of journal. **Reply:** Yth Editor, perlu diketahui bahwa tidak semua Jurnal yang menerbitkan paper menyertakan isu, tetapi untuk *volume* pasti ada. Mohon pertimbangannya dan Bpk/Ibu juga dapat meng-crosscek artikel yang disitasi.

Comment [A18]: Add the issue of journal. **Reply:** Yth Editor, perlu diketahui bahwa tidak semua Jurnal yang menerbitkan paper menyertakan isu, tetapi untuk *volume* pasti ada. Mohon pertimbangannya dan Bpk/Ibu juga dapat meng-crosscek artikel yang disitasi.

- International Agricultural And Extension Education*, 14(2), 5–19. doi: 10.5191/jiaee.2007.14201
- Gowda, M. J. C., & Dixit, S. (2015). Influence Of Farmers Educational Level On Comprehending, Acting-Upon And Sharing Of Agro Advisories. *Journal of Agriculture and Rural Development in the Tropics and Subtropics*, 116(2), 167–172. Retrieved from <https://www.jarts.info/index.php/jarts/article/view/2015061048518>
- Grzelak, A. (2022). The Relationship Between Income And Assets In Farms And Context Of Sustainable Development. *Plos One*, 17(3), e0265128. doi: 10.1371/journal.pone.0265128
- Hawkes, C., & Ruel, M. (2006). The Links Between Agriculture And Health: An Intersectoral Opportunity To Improve The Health And Livelihoods Of The Poor. *Bulletin Of The World Health Organization*, 84(12), 984–990. Doi: 10.2471/Blт.05.025650
- Hemming, D. J., et al. (2018). Agricultural Input Subsidies For Improving Productivity, Farm Income, Consumer Welfare And Wider Growth In Low- And Lower-Middle-Income Countries: A Systematic Review. *Campbell Systematic Reviews*, 14(1), 1–153. doi: 10.4073/csr.2018.4
- Hidayat, A. S., & Lesmana, T. (2011). The Development Of Organic Rice Farming In Indonesia. *Review Of Indonesian Economic And Business Studies*, 2(1), 71–87. Retrieved from <https://ipsh.brin.go.id/2014/06/04/the-development-of-organic-rice-farming-in-indonesia-riebs-vol-2-no-1-2011/>
- Hill, H. (2021). What's Happened To Poverty And Inequality In Indonesia Over Half A Century?. *Asian Development Review*, 38(1), 68–97. doi: 10.1162/adev_a_00158
- Hill, H., Resosudarmo, B., & Vidyattama, Y. (2008). Indonesia's Changing Economic Geography. *Bulletin Of Indonesian Economic Studies*, 44(3), 407–435. doi: 10.1080/00074910802395344
- Ismaya, B. I., & Anugrah, D. F. (2018). Determinant Of Food Inflation: The Case Of Indonesia. *Buletin Ekonomi Moneter Dan Perbankan*, 21(1), 81–94. doi: 10.21098/bemp.v21i1.926
- Jamison, D. T., & Moock, P. R. (1984). Farmer Education And Farm Efficiency In Nepal: The Role Of Schooling, Extension Services, And Cognitive Skills. *World Development*, 12(1), 67–86. doi: 10.1016/0305-750X(84)90036-6
- Jiuhardi, J., et al. (2022). Sustaining Agricultural Growth: Traps Of Socio-Demographics In Emerging Markets. *Opportunities And Challenges In Sustainability*, 1(1), 13–28. doi: 10.56578/ocs010103
- Kabiru, S. A. (2020). The Relationship Between Education And Agricultural Productivity: The Moderating Effect Of NGO. *Universal Journal Of Educational Research*, 8(3), 866–871. doi: 10.13189/ujer.2020.080317

- Kartika, M., & Kurniasih, E. P. (2020). Does Phillips Curve Apply In ASEAN Countries?. *International Journal Of Scientific And Research Publications*, 10(4), 253–260. doi: 10.29322/IJSRP.10.04.2020.p10030
- Kharisma B., Remi, S. S., & Nur, Y. H. (2019). Competitiveness Analysis Of Regencies And Cities In West Java Province. *Economics Development Analysis Journal*, 8(4), 303–314. doi: 10.15294/edaj.v8i4.30852
- Kılıç, I., & Bozkurt, Z. (2013). The Relationship Between Farmers' Perceptions And Animal Welfare Standards In Sheep Farms. *Asian-Australasian Journal Of Animal Sciences*, 26(9), 1329–1338. doi: 10.5713/ajas.2013.13124
- Kilkenny, M. (1993). Rural/Urban Effects Of Terminating Farm Subsidies. *American Journal Of Agricultural Economics*, 75(4), 968–980. doi: 10.2307/1243984
- Kirke, A. (2016). Education In Interwar Rural England: Community, Schooling, And Voluntarism. (Thesis, UCL Institute Of Education, London). Retrieved from <https://core.ac.uk/download/pdf/81676399.pdf>
- Lee, D. K., et al. (2015). Standard Deviation And Standard Error Of The Mean. *Korean Journal Of Anesthesiology*, 68(3), 220–223. doi: 10.4097/kjae.2015.68.3.220
- Mariyono, J. (2019a). Stepping Up From Subsistence To Commercial Intensive Farming To Enhance Welfare Of Farmer Households In Indonesia. *Asia & The Pacific Policy Studies*, 6(2), 246–265. doi: 10.1002/app5.276
- Mariyono, J. (2019b). Microcredit and technology adoption: Sustained pathways to improve farmers' prosperity in Indonesia. *Agricultural Finance Review*, 79(1), 85–106. doi: 10.1108/AFR-05-2017-0033
- McCloskey, D. N., & Ziliak, S. T. (1996). The Standard Error Of Regressions. *Journal Of Economic Literature*, 34(1), 97–114. Retrieved from <https://www.jstor.org/stable/2729411>
- Mishra, P. K., Upadhyay, R. G., & Upadhyay, A. D. (2018). Diagnostic Analysis Of Technology Adoption And Factors Influencing Adoption Level Of Tribal Farmers Of Madhya Pradesh. *Economic Affairs*, 63(1), 01–07. doi: 10.30954/0424-2513.2018.00150.1
- Muhaimin, A. W., et al. (2020). The Impact Of Technology Adoption On Income And Food Security Of Smallholder Cassava Farmers: Empirical Evidence From Indonesia. *International Journal Of Advanced Science And Technology*, 29(9), 699–707. Retrieved from <https://sersc.org/journals/index.php/IJAST/article/view/13266>
- Mundlak, Y., Donald, L., & Butzer, R. (2004). Agricultural Dynamics In Thailand, Indonesia And The Philippines. *Australian Journal Of Agricultural And Resource Economics*, 48(1), 95–126. doi: 10.1111/j.1467-8489.2004.00237.x

- Newton, P., Civita, N., Frankel-Goldwater, L., Bartel, K., & Johns, C. (2020). What Is Regenerative Agriculture? A Review Of Scholar And Practitioner Definitions Based On Processes And Outcomes. *Frontiers In Sustainable Food Systems*, 4, 577723. doi: 10.3389/fsufs.2020.577723
- Ong, J. W., Rahim, M. F. A., Lim, W., & Nizat, M. N. M. (2022). Agricultural Technology Adoption As A Journey: Proposing The Technology Adoption Journey Map. *International Journal Of Technology*, 13(5), 1090-1096. doi: 10.14716/ijtech.v13i5.5863
- Paltasingh, K. R., & Goyari, P. (2018). Impact Of Farmer Education On Farm Productivity Under Varying Technologies: Case Of Paddy Growers In India. *Agricultural And Food Economics*, 6(1), 7. doi: 10.1186/s40100-018-0101-9
- Paramitha, N. A., Supriyadi, S., & Ahmad, Z. (2018). The Importance Of Educational Level For Farmer's Upward Social Mobility In Wringinpitu Village. *International Journal Of Pedagogy And Teacher Education*, 2, 171-182. doi: 10.20961/ijpte.v2i0.25864
- Pigott, D. (1990). Agricultural Scholarships For Rural Youth In England And Wales. *History of Education Quarterly*, 30(1), 17-45. doi: 10.2307/368754
- Puryantoro, P., & Mayangsari, A. (2020). Analysis Of Households Prosperity Of Mango Farmers In Situbondo Regency. *International Journal Of Science, Technology & Management*, 1(4), 316-323. doi: 10.46729/ijstm.v1i4.97
- Puspitasari, A. W. (2015). Farmer's Prosperity: How To Increase Farmer's Bargain Power (In Islamic Perspective). *Procedia - Social And Behavioral Sciences*, 211, 455-460. doi: 10.1016/j.sbspro.2015.11.060
- Ra, S., Mahfuzuddin, A., & Teng, P. S. (2019). Creating High-Tech 'Agropreneurs' Through Education And Skills Development. *International Journal Of Training Research*, 17(1), 41-53. doi: 10.1080/14480220.2019.1629736
- Rockström, J., et al. (2017). Sustainable Intensification Of Agriculture For Human Prosperity And Global Sustainability. *Ambio*, 46(1), 4-17. doi: 10.1007/s13280-016-0793-6
- Rosyadi, R., Darma, S., & Darma, D. C. (2023). What Driving Gross Domestic Product Of Agriculture? Lessons From Indonesia (2014-2021). *International Journal Of Sustainable Development And Planning*, 18(3), 683-692. doi: 10.18280/ijstdp.180304
- Rozaki, Z. (2021). Food Security Challenges And Opportunities In Indonesia Post COVID-19. *Advances In Food Security And Sustainability*, 6, 119-168. doi: 10.1016/bs.afs.2021.07.002
- Saleh, K. (2022). The Role Of Social Capital In Improving The Welfare Of Rice Farmers In Tangerang Banten Regency. *Budapest International Research And Critics Institute-Journal: Humanities And Social Sciences*, 5(4), 29648-29657. doi: 10.33258/birci.v5i4.7117

Comment [A19]: Add the issue of journal. **Reply:** Yth Editor, perlu diketahui bahwa tidak semua Jurnal yang menerbitkan paper menyertakan isu, tetapi untuk volume pasti tertera. Mohon pertimbangannya dan Bpk/Ibu juga dapat meng-crosscek artikel yang disitasi.

- Salembier, C., et al. (2021). A Theoretical Framework For Tracking Farmers' Innovations To Support Farming System Design. *Agronomy For Sustainable Development*, 41(5), 61. doi: 10.1007/s13593-021-00713-z
- Secretariat General Ministry of Agriculture of Indonesia Sekretariat Jenderal Kementerian Pertanian RI. (2023). Analisis kesejahteraan petani tahun 2023 [Farmer welfare analysis in 2023]. Center for Agricultural Data and Information Systems, Ministry of Agriculture of Indonesia, Jakarta. Retrieved from https://satudata.pertanian.go.id/assets/docs/publikasi/Analisis_Kesejahteraan_Petani_2023.pdf
- Sharma, S., Meena, V. S., & Singh, A. (2021). Farmers' Prosperity Through ITC Based Farmers Awareness Programme: An Evidence Of Gramin Krishi Mausam Sewa. *Economic Affairs*, 66(2), 319-327. doi: 10.46852/0424-2513.2.2021.18
- Suprehatin, S. (2021). Determinants Of Agricultural Technology Adoption By Smallholder Farmers In Developing Countries: Perspective And Prospect For Indonesia. *Jurnal Penelitian Dan Pengembangan Pertanian*, 40(1), 21-30. doi: 10.21082/jp3.v40n1.2021.p21-30
- Ruzzante, S., Labarta, R., & Bilton, A. (2021). Adoption Of Agricultural Technology In The Developing World: A Meta-Analysis Of The Empirical Literature. *World Development*, 146, 105599. doi: 10.1016/j.worlddev.2021.105599
- Tafarini, M. F., et al. (2021). Willingness To Pay For Water Management To Support Sustainable Food Production In Tidal Lowlands Of South Sumatra, Indonesia. *Emirates Journal Of Food And Agriculture*, 33(12), 1008-1017. doi: 10.9755/ejfa.2021.v33.i12.2789
- Umeokeke, I., N., Olusegun Okoruwa, V., & Adenike Adeyemo, T. (2017). Impact Of Electronic-Wallet System On Farmer's Welfare In Oyo State, Nigeria. *International Journal Of Social Economics*, 44(4), 474-490. doi: 10.1108/IJSE-07-2015-0184
- Vanzetti, D., et al. (2011). A Comparison Of Indonesian And Vietnamese Approaches To Agriculture In The ASEAN-China FTA. *The 55th AARES Annual Conference*. Melbourne, Victoria, 8-11th February 2011. doi: 10.22004/ag.econ.101002
- Vigors, B., Ewing, D. A., & Lawrence, A. B. (2021). The Importance Of Farm Animal Health And Natural Behaviors To Livestock Farmers: Findings From A Factorial Survey Using Vignettes. *Frontiers In Animal Science*, 2, 638782. doi: 10.3389/fanim.2021.638782
- Wang, M., et al. (2021). Analysis Of The Effect Of Cooperatives On Increasing Farmers' Income From The Perspective Of Industry Prosperity Based

Comment [A20]: There is no citation in manuscript. **Reply:** Direvisi dan ditambahkan.

- On The PSM Empirical Study In Shennongjia Region. *Sustainability*, 13(23), 13172. doi: 10.3390/su132313172
- Yasin, M., & Amin, M. (2021). The Impact Of Farmer Exchange Rate On Inflation During Covid 19 In Indonesia. *International Journal Of Multicultural And Multireligious Understanding*, 8(5), 780-788. doi: 10.18415/ijmmu.v8i5.2647
- Younker, T., & Radunovich, H. L. (2021). Farmer Mental Health Interventions: A Systematic Review. *International Journal Of Environmental Research And Public Health*, 19(1), 244. doi: 10.3390/ijerph19010244
- Zhang, J., Mishra, A. K., & Hirsch, S. (2021). Market-Oriented Agriculture And Farm Performance: Evidence From Rural China. *Food Policy*, 100, 102023. doi: 10.1016/j.foodpol.2021.102023

COVER LETTER

Priyagus Priyagus¹⁾, Saida Zainurossalamia ZA²⁾, Sari Nurfiza Widayanti¹⁾,
Dio Caisar Darma^{*1)}

I. First author*:

1. Name : Dr. H. Priyagus, S.E., M.Si
2. Affiliation : Department of Economics, Faculty of Economics & Business - Universitas Mulawarman
3. E-mail : priyagus@feb.unmul.ac.id
4. Orcid ID : <https://orcid.org/0000-0002-7833-943X>
5. Phone number: +62 812-5827-889

II. Second author:

1. Name : Dr. Saida Zainurossalamia ZA, S.E., M.Si
2. Affiliation : Department of Management, Faculty of Economics & Business - Universitas Mulawarman
3. E-mail : saida.zainurossalamia.za@feb.unmul.ac.id
4. Orcid ID : <https://orcid.org/0000-0002-8046-0343>
5. Phone number: +62 812-5341-151

III. Third author:

1. Name : Nurfiza Widayanti, S.E., M.Si
2. Affiliation : Department of Economics, Faculty of Economics & Business - Universitas Mulawarman
3. E-mail : nurfizawidayati@feb.unmul.ac.id
4. Orcid ID : -
5. Phone number: +62 813-4946-4112

IV. Fourth author:

1. Name : Dio Caisar Darma, S.E., M.Si, CHRP
2. Affiliation : Department of Economics, Faculty of Economics & Business - Universitas Mulawarman
3. E-mail : diocaisardarma@feb.unmul.ac.id
4. Orcid ID : <https://orcid.org/0000-0002-3287-7670>
5. Phone number: +62 852-4716-0010