

mail.google.com/mail/u/0/?tab=rm#sent/KtbtLthVctRWfndXtLTIBWkqRhWBjKVLq

Gmail

insent

Active

Mail

- Inbox 980
- Starred
- Snoozed
- Sent**
- Drafts 4
- [imap]/Trash
- More

Chat

Rooms

Meet

Submission of article

1 of 106

**Juliansyah Roy** <juliansyah.roy@feb.unmul.ac.id>  
to olha.lytynenko, governance\_regulation, bcc: stefano.dellatti, bcc: avivas

12:21 AM (0 minutes ago)

Dear Editor-in-chief of JGR (Prof. Dr. Olha Lytynenko),

Hi, how are you? Introducing, I am Dr. Juliansyah Roy. I represent the team, requesting permission to submit a manuscript entitled "DIGITAL AND ELECTRONIC TRANSACTIONS AGAINST VOM IN INDONESIA" via this e-mail. Hopefully, we can take part and contribute to this journal. Wishing you the best.

Best regards,

Dr. Juliansyah Roy (Corresponding authors)

new article\_roy et al\_2021.docx  
301 KB

Reply Reply all Forward

mail.google.com/mail/u/0/?tab=rm#inbox/KtbtLthVctRWfndXtLTIBWkqRhWBjKVLq

Gmail

Search all conversations

Active

Mail

- Inbox** 988
- Starred
- Snoozed
- Sent
- Drafts 4
- [imap]/Trash
- More

Chat

Rooms

Meet

Olha Lytynenko  
to me

Mon, Sep 13, 4:20 PM (8 hours ago)

Dear Juliansyah Roy,  
thank you for your submission to the *Journal of Governance and Regulation*. Your paper meets the scope of the journal. We will arrange your paper for the double-blind peer review and will get back to you with the results and further information in about 5-6 weeks. If you have any questions, don't hesitate to contact me.

Best regards,  
Olha

On Sun, Sep 12, 2021 at 7:21 PM Juliansyah Roy <juliansyah.roy@feb.unmul.ac.id> wrote:

Dear Editor-in-chief of JGR (Prof. Dr. Olha Lytynenko),

Hi, how are you? Introducing, I am Dr. Juliansyah Roy. I represent the team, requesting permission to submit a manuscript entitled "DIGITAL AND ELECTRONIC TRANSACTIONS AGAINST VOM IN INDONESIA" via this e-mail. Hopefully, we can take part and contribute to this journal. Wishing you the best.

Best regards,  
Dr. Juliansyah Roy (Corresponding authors)

Olha Lytynenko  
Senior Managing Editor, Managing Editor of the journals "Corporate Ownership and Control", "Corporate Board: Role, Duties and Composition", "Journal of Governance and Regulation" and "Risk Governance and Control. Financial Markets & Institutions"  
olha.lytynenko@vritusintpress.org

**Reviewer's Report**

<b>Journal:</b>	Journal of Governance and Regulation		
<b>Title of the paper:</b>	DIGITAL AND ELECTRONIC TRANSACTIONS AGAINST VOM IN INDONESIA		
<b>Date of the Review completion:</b>	20 October 2021		
<b>Please choose options that can characterize the paper:</b>			
<b>Originality and importance of the paper to the field of research:</b>	Medium		
<b>The structure of the paper:</b>	Is easy to follow and understand		
<b>Please tick relevant for the abstract</b>	The abstract provides an accurate summary of the manuscript (including aim, methods, key results and relevance of the study)	<input type="checkbox"/> yes	<input checked="" type="checkbox"/> no
	The abstract contains unnecessary information (please explain)	<input type="checkbox"/> yes	<input checked="" type="checkbox"/> no
	Is the abstract of appropriate size? (150-200 words)	<input type="checkbox"/> yes	<input checked="" type="checkbox"/> no
<b>Please tick relevant for the introduction</b>	Does the introduction identify the purpose of the paper or hypothesis and set the paper within the broader research perspective?	<input checked="" type="checkbox"/> yes	<input type="checkbox"/> no
	The introduction puts the rest of the paper into perspective (explains paper's structure)	<input checked="" type="checkbox"/> yes	<input type="checkbox"/> no
<b>Methods used in the paper:</b>	Suit the aim of the research		
	Does the methodology part allow replicating or reproducing results (to check them or to perform a similar study)?	<input checked="" type="checkbox"/> yes	<input type="checkbox"/> no
	If empirical study: is the sample size large enough and was selected in an appropriate way (leave blank if not acceptable)?	<input checked="" type="checkbox"/> yes	<input type="checkbox"/> no
<b>Results and discussion:</b>	Are the interpretations provided by the author(s) supported by the findings obtained in the study?		
<b>Are there any figures or tables that have to be corrected / deleted?</b>	Yes, some corrections need to be done (please explain)		
	Are the figures and/or tables clear and you can understand their essence?	<input checked="" type="checkbox"/> yes	<input type="checkbox"/> no
<b>Conclusions:</b>	Do not reveal main findings of the paper		
	Conclusions are supported by the findings, analysis and interpretations of the author(s)	<input checked="" type="checkbox"/> yes	<input type="checkbox"/> no
	Does the conclusion section repeat the abstract of the paper?	<input checked="" type="checkbox"/> yes	<input type="checkbox"/> no
<b>References</b>	Are all references in the list used in the paper?		
	Are the number, relevance and "age" of the citations appropriate?	<input checked="" type="checkbox"/> yes	<input type="checkbox"/> no
<b>Language of the paper:</b>	Is low, major revisions needed		
<b>Length of the paper:</b>	Is appropriate		
<b>What is your main verdict?</b>	Accept paper with the changes that should be made by the author/authors		
<b>Field for the comments of the reviewer:</b>			
<p>The abstract has to be written in order to highlight the gap in the literature that the paper is filling, the relevance of the research and the relevance for the future study. Moreover, it doesn't have to present typing mistakes.</p> <p>The literature review should be enlarged, especially when talking about the paragraph about payment system and the VoM paragraph. It is not clear how you derive the hypothesis from the literature that is presented. Moreover, the gap in the literature that the study wants to fill is not evident, and it should be highlighted, otherwise the paper loses relevance.</p> <p>Conclusions are scarce, they have to be improved, also including references that are aligned with the results achieved.</p> <p>Finally, the paper should be sent for proofreading.</p>			

### **Editorial Note**

- 1) The editorial team of the journal suggests to use the following title of the article: "*DIGITAL AND ELECTRONIC TRANSACTIONS AGAINST VOM: STUDY OF THE EMERGING ECONOMY*" in order to increase the readability of your paper and the citation rate.
- 2) In order to enhance the readability of the manuscript, please provide in the section «Abstract» more detailed description of the research problem, purpose of the research, methodology used, main findings of the paper, conclusion, relevance of the paper. The appropriate length would be 150-200 words.
- 3) It is preferable that the „Abstract” contains 1-2 in-text citations of the sources mentioned in the list of references that the research is based on or that the research contributes to.
- 4) In order to enhance the readability of the paper, please add in the section “Introduction” more detailed description of the main research subject: In the Introduction, is it recommended to indicate literature gap(s), research aim(s) and question(s), the theoretical/conceptual framework applied, relevance and significance of the study, research methodology used, main findings/contributions.
- 5) Please modify the last paragraph of the “Introduction” section in the following way.  
(e.g. *The structure of this paper is as follows. Section 2 reviews the relevant literature. Section 3 analyses the methodology that has been used to conduct empirical research on...*)
- 6) It's not recommended to include tables and figures in the “Introduction” section, so, if possible, please place them in other sections of the paper.
- 7) As for the section “*THEORETICAL CONSIDERATION*”, it is important to add a few more references of the recent years (2021, 2020, 2019, 2018 and 2017) in order to make the paper more citable. In addition, it is suggested to name it “*THEORETICAL FRAMEWORK*”.
- 8) “Methodology” section should also contain description of alternative methods that would be suitable for conducting the research. In general, please, provide more detailed description of methodology, because currently it's quite short.
- 9) We recommend specifying more deeply why this paper is important for future research (section “Conclusion”) and whether there are some limitations of the research. In general, please, provide more detailed conclusions, because currently they are quite short.
- 10) You are kindly asked not to cite and include in the list of references papers published in *the Journal of Governance and Regulation* as it increases the journal self-citation level that is not recommended according to the publishing ethics and standards.
- 11) Please make sure that all the references cited in the paper are included in the reference list.
- 12) Please provide editable version of figures.
- 13) The paper requires English proofreading (language and typos) so that your paper may be read and cited by a wide audience of readers throughout the world.  
If you want the team of Virtus Interpress to do English proofreading of your paper, you may order this service at a moderate fee (90 EURO). We'll do this work professionally, qualitatively and within a short period of time (up to one week).

**LETTER OF PAPER ACCEPTANCE**

FROM: Publishing House "Virtus Interpress", Sumy, Ukraine

DATE: November 11, 2021

TO/ATTN: Juliansyah Roy  
Department of Economics  
Faculty of Economics and Business  
Mulawarman University  
INDONESIA

Dear Juliansyah Roy,

herewith it is certified that the paper titled "*Digital and electronic transactions against VOM*" co-authored by Juliansyah Roy, Eny Rochaida, Rachmad Budi Suharto, and Rizkiawan Rizkiawan has been blind reviewed and accepted for publishing in the issue of the journal *Corporate Governance and Organizational Behavior Review* (ISSN – 2521-1870 (printed version), ISSN – 2521-1889 (online version)) in 2021 (under the condition of English language proofreading).

Director, Virtus Interpress,  
Alexander Kostyuk





## DIGITAL AND ELECTRONIC TRANSACTIONS AGAINST VELOCITY OF MONEY

DOWNLOAD THIS ARTICLE

Juliansyah Roy, Eny Rochaida, Rachmad Budi Suharto, Rizkiawan Rizkiawan  
<https://doi.org/10.22495/cgobrv5i2sip3>



This work is licensed under a [Creative Commons Attribution 4.0 International License](https://creativecommons.org/licenses/by/4.0/).

### Abstract

The payment system accumulates through an interbank fund transfer system, banking procedures, and a set of instruments that guarantee the circulation of money (Hancock & Humphrey, 1997). The theory of money expressed by Fisher is very striking and different from Marx's. Marx only emphasizes monetary developments as contemporary capitalism. However, Fisher on the form of money and the function of money in a certain amount (as cited in Ivanova, 2020). The flow of electronic and digital transactions has continued to innovate over the past decade. An important point of this research is to identify electronic transactions and digital transactions against the velocity of money (VoM) in Indonesia. Fisher's theory of money is applied to this study. Through a quantitative approach, time-series data for 2009–2019 was collected from the Bank of Indonesia and BPS-Indonesia. Multiple linear regression analysis is useful in interpreting the data. As a result, we find electronic transactions measured by credit cards appear to have a negative effect on VoM, but the impact is significant. Meanwhile, debit cards actually have a positive and significant effect on the value of VoM. Interestingly, other empirical results explore the relationship of digital transactions represented by e-money with VoM, where the effect is negative and insignificant. This finding is also very relevant to banking efforts to harmonize and adopt advanced technology in the financial system.

**Keywords:** Credit Card, Debit Card, E-Money, VoM, Time-Series, Indonesia

JOURNAL MENU



Scopus Preview

Author search Sources



Create account

Sign in

## Source details

Feedback > Compare sources

### Journal of Governance and Regulation

Scopus coverage years: from 2020 to Present

Publisher: Virtus Interpress

ISSN: 2220-9352 E-ISSN: 2306-6784

Subject area: [Business, Management and Accounting: Business and International Management](#) [Social Sciences: Public Administration](#)

[Economics, Econometrics and Finance: Finance](#) [Business, Management and Accounting: Strategy and Management](#) [View all](#)

Source type: Journal

[View all documents](#)

[Set document alert](#)

[Save to source list](#) [Source Homepage](#)

CiteScore 2020

0.1

SNIP

# **DIGITAL AND ELECTRONIC TRANSACTIONS AGAINST VELOCITY OF MONEY**

**Juliansyah Roy \*, Eny Rochaida \*\*, Rachmad Budi Suharto \*\*,  
Rizkiawan ~~Rizkiawan~~-Rizkiawan \*\***

\* *Corresponding authors:* juliansyah.roy@feb.unmul.ac.id

Contact detail: Department of Economics, Faculty of Economics and Business, Mulawarman University, Jl. Tanah  
Grogot, Gn. Kelua, No. 1, Samarinda City, Province of East Kalimantan, 75117, Indonesia.

\*\* Department of Economics, Faculty of Economics and Business, Mulawarman University.

Formatted: Font: (Default) Times New Roman, 14 pt, Bold, Indonesian, Not Highlight

Formatted: Font: (Default) Times New Roman, 14 pt, Bold, Indonesian, Not Highlight

Formatted: Font: (Default) Times New Roman, 14 pt, Bold, Indonesian, Not Highlight

Formatted: Font: 10.5 pt

## **ABSTRACT**

The payment system accumulates through an interbank fund transfer system, banking procedures, and a set of instruments that guarantee the circulation of money (Hancock & Humphrey, 1997). The theory of money expressed by Fisher is very striking and different from Marx. Marx only emphasizes monetary developments as contemporary capitalism. However, Fisher on the form of money and the function of money in a certain amount (Ivanova, 2020). The flow of electronic and digital transactions has continued to innovate over the past decade. An important point of this research is to identify electronic transactions and digital transactions against velocity of money (VoM) in Indonesia. The 'Fisher' theory of money applied to this study. Through a quantitative approach, time-series data for 2009-2019 collected from the Bank of Indonesia and BPS-Indonesia. Multiple linear regression analysis is useful in interpreting the data. As a result, we find electronic transactions measured by credit cards appear to have a negative effect on VoM, but the impact is significant. Meanwhile, debit cards actually have a positive and significant effect on the value of VoM. Interestingly, other empirical results explore the relationship of digital transactions represented by e-money with VoM, where the effect is negative and insignificant. This finding is also very relevant to banking efforts to harmonize and adopt advanced technology in the financial system.

Formatted: Not Highlight

Formatted: Not Highlight

Formatted: Not Highlight

Formatted: Not Highlight

**Keywords:** Credit card, Debit card, E-money, VoM, time-series, Indonesia.

**JEL Classification:** D23, F38, E5, C22.

**Authors' individual contribution:** Conceptualization, Writing, Review, and Editing — J.R.; Software, Formal Analysis, Investigation, Data Curation, and Methodology — E.R.; Visualization — R.R.; Resources and Supervision — R.B.S.; Writing — Project Administration — J.R, E.R, R.B.S, and R.R.

Formatted: Not Highlight

**Declaration of conflicting interests:** The Authors declare that there is no conflict of interest.

## **1. INTRODUCTION**

The role of the movement of money because of transactions from economic activities requires monetary policy and guaranteed smooth financial system stability. Prasetyo (2018) evaluates the need for money for transactions to increase in line with the demand for money in society and the intensity of trading volume (Farajnejad & Lau, 2017). As a result, the smooth running of the payment system in economic sectors also influences VoM in Indonesia.

Formatted

If the economic activity in a country is healthy, the velocity of money will be faster. The flow of the number of transactions that continue to increase will encourage the acceleration of the velocity of money. However, in certain conditions, it gives different results, for example conflict, war, disaster, and other inhibiting variables (Yuliadi, 2020; Sasono et al., 2021). In the theory of money demand, Berlian et al. (2017) linking transaction patterns and money circulation. The smoothness of the transaction process will be in line with the flow of money significantly.

Formatted

Advances in technology and the current economy allow the use of cash only to target small-scale types of payments. When compared in terms of convenience and security for relatively large transactions, it is certainly necessary to consider using cash (Ahmad et al., 2021). This encourages the creation of various innovations and creativity in the payment system, resulting in non-cash payments. Recently, there are several non-cash payment instruments such as card-based (debit cards and credit cards), paper-based (transfer form/cheques), and the most popular now are electronic-based. In its journey, now Bank Indonesia, as the monetary policy authority, has disseminated information related to payment technology for public services (Suprpto, 2020; Pusriadi & Darma, 2018,2017). Rahadi et al. (2020) highlight the behavior of people who are enthusiastic as users of modern technology to take part in the smooth and efficient payment system.

Formatted

The fantastic figures on the progress of non-cash payments represent it has educated the public on these instruments. This is also a fairly serious phenomenon and certainly describes the economic conditions in many countries, such as Indonesia, from a financial perspective (Wasiaturrahma et al., 2019; Harasim, 2016).

Formatted

What is interesting to highlight in this study is the gap in the literature on VoM, where the theory of money expressed by 'Irving Fisher' is very striking and different from 'Karl Marx', where Marx only emphasizes monetary developments as contemporary capitalism (e.g. Sotiropoulos et al., 2013; Grossmann, 2007). On the one hand, it based Fisher on the form of money and the function of money in a certain amount. Although the concept of money is more comprehensively focused based on its existence and socio-economics, the concrete form of money can affect the ability of monetary policy to be controlled by a country (Ivanova, 2020). As a result, phenomena arise about conventional and unconventional insights in responding to them. From another perspective, Moreira et al. (2016) have evaluated changes in the amount of money on reflective prices in the USA during the period 1959–2013. The result, in a non-traditional sense, is that money is not neutral based on changes that increase dramatically and have the potential to disrupt economic stability. Mechanisms in the transmission of monetary policy need to seriously considered as part of the implications for dealing with larger economic shocks.

Formatted: Not Highlight

Formatted: Not Highlight

The contribution of this study rests on the relevance and significance of studies that have highlighted by previous findings, so that there is a novelty that has not been reviewed previously which is our focus on the effects of credit cards, debit cards, and e-money on VoM. As an illustration, Ulina & Maryatmo (2021) and Mashabi & Wasiaturrahma (2021) only evaluate non-cash transactions for VoM from the money supply side in Indonesia. Further exploration investigated about VoM being influenced by credit cards, electronic money, and ATMs. In the end, the volume of e-money and credit card transactions had a positive impact on VoM. However, the circulation of money in response to changes in VoM is more elastic than in credit card transactions. From Ulina & Marvatmo (2021) and Mashabi & Wasiaturrahma (2021) his findings, it did not take the debit card element into consideration. In fact, debt transactions still

Formatted: Not Highlight

Formatted: Not Highlight

Formatted: Highlight

Formatted

Formatted: Not Highlight

controlled the monetary cycle in Indonesia. In the long term, electronic money and debt cards still have a significant impact on Indonesia's GDP.

The escalation of the quantity of non-cash transactions is good, so it has implications for the money supply in Indonesia. The payment system accumulates through an interbank fund transfer system, banking procedures, and a set of instruments that guarantee the circulation of money (Hancock & Humphrey, 1997). Through these considerations, it draws attention to explicitly investigate the effects of electronic transactions (credit cards, debit cards, and e-money) on VoM in Indonesia. There are five important sections in research. The introduction outlines the literature gap, study objectives, study significance, and contributions. Then, the theoretical framework contains the relevant literature and the methodology section identifies the techniques applied to review the empirical results. Findings and discussions explain important findings based on research questions, phenomena, and the alignment or differences from previous studies. Lastly is the conclusion, which outlines the vital points, limitations of the study, and future implications.

Formatted

Formatted: Font: (Default) Calibri, 11 pt

Formatted: Not Highlight

## 2. THEORETICAL FRAMEWORK

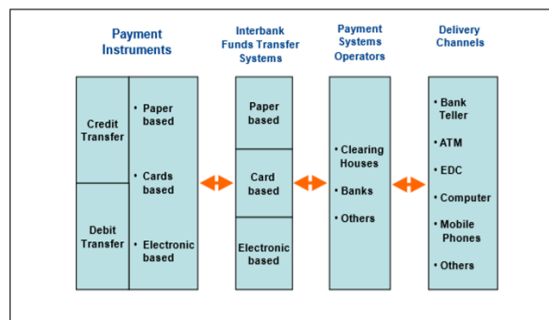
### 2.1. Payment system

The payment system is an urgent need and has a close correlation with economic activity. The sustainability of the real sector there are always transactions involving economic actors (Tella, 2012). This transaction is a component of the payment system (Yucha et al., 2020).

Formatted: Not Highlight

In the ~~digital era~~ Digital Era 4.0 which puts forward the technological model revolution (including the payment system), of course, several products such as electronic funds transfer, e-money, transfer form, checks, money orders, credit cards, and debit cards illustrated as dimensions that give birth to updates in the system of payment (Tella & Abdulmumin, 2015).

Figure 1 classifies the forms and categories of payment instruments in Indonesia. There are four parts that have the connotation of each function. It implied the ease of the payment system in achieving certain goals in the fourth section, which functions as a tool in accessing the payment system (Treiblmaier et al., 2008). Examples in payment channels include teller input, internet, phone, and mobile banking, automated teller machines (ATM), and electronic data capturing (EDC).



**Fig. 1.** Structure in payment system  
(Source: Ali et al., 2019)



Humphrey et al. (2006) popularized in research into the integration between the law, contracts, and economics that facilitate payments (anywhere and anytime). Peaceful settlement also enables all systems, including internet banking, checks, debit cards, credit cards and currency transfer. The economy is growing rapidly, referring to its effective function. On other occasions, comprehensive offers to debtors have become more reliable and easier (Boel, 2019). The payment system has stimulated economic activity, especially for creditors.

Formatted: Not Highlight

The role of the payment system in the progress of a country is undeniable. The urgency, refers to the economy that must continue to run, so that ideally the payment system is a signal of economic progress or decline (Briggs & Brooks, 2011). Mechanisms that support the payment system through the effectiveness of financial flows will have a positive effect on the economy (Motaowa & Kaka, 2008). Transformation in transaction activities, such as non-cash payments, provides a special alternative which is now a priority in efficiently transferring funds from one party to another (Welly et al., 2020+6).

Formatted: Not Highlight

Formatted: Not Highlight

## 2.2. The VoM

VoM describes the velocity of money, because there is a movement of a currency in a transaction in a certain period (Qin, 2017). Pambudi & Mubin (2020) and Padhi (2018) emphasize that velocity fixed, but in various cases the value is different and when there is a decrease or increase in payment activity, it will immediately change drastically. This will continue to fluctuate depending on the monetary policy implemented by the government and economic conditions.

VoM is a part of monetary theory, where the perspective of money and non-money has followed the market strategy and the times. The basic philosophy regarding the characteristics of VoM is clearly different from traditional transactions. Frasser & Guzmán (2020) view that the level of liquidity based on the circulation of money, which so far has only concentrated as a means of payment, is now clearly different. From the level of acceptance, the liquidity standard against it explains that the nature of money should refer to the separate essence of natural benefits. Meanwhile, the economic paradigm thinks hard about the function and purpose of the system in a more macro understanding (Pirgmaier, 2021). Market capitalism practices realistic things in response to the monetary market.

Formatted: Not Highlight

## 2.3. Credit card

The method of payment via credit card offers all the conveniences in every financial transaction payment. However, what customers need to pay attention to are the risks and costs involved in using it (for example Świecka et al., 2021; Oyalami et al., 2020). In its presence, the circulation of credit cards issued by various financial service providers aims to assist them in the consumption process. An important note is that credit cards have the highest risk compared to other types of payment transactions for wasteful users. Two functions are the principal attraction of credit cards, which are useful sources of credit and means of payment.

Crack & Roberts (2015) highlights the analogy that discusses spending from credit cards who predict that this type of payment will become a habit in the future and have implications for VoM.

Formatted: Not Highlight

Every economic transaction, of course, has a positive effect in accelerating the velocity of money (Lauer, 2020). The emergence of credit cards in the payment system implemented by

customers directly provides special convenience in every payment transaction (Vasić et al., 2019). Sometimes, there are special promotions, such as discounts and other forms. Referring to previous concepts and studies, we design the following first hypothesis:

*H1: Credit cards have a significant impact on VoM.*

## 2.4. Debit card

Payments via debit cards apply to make payments for obligations arising from a transaction, including purchases, where the customer's obligations fulfilled instantly by reducing the cardholder's savings at certain banks that may raise funds directly under legal regulations (Kombe et al., 2020).

Equally important, Reddy & Raj (2017) investigates the effect of debit and credit cards on VoM in India. As a result, the use of debit cards triggers a positive increase in VoM. However, credit card accessibility accentuates long-term change as it reduces the value of VoM. According to Bade & Parkin (2011), the massive promotion of debit cards has long increased the demand for currency and marginal utility in VoM. The inclusive measures imposed by the central bank's autonomy on bank channels will lead to a more significant direction for expanding electronic cards in the future.

Yilmazkuday & Yazgan (2011) analyzed the relationship of debit cards and credit cards to VoM in Turkey. With the support of GMM estimates, public enthusiasm for debit cards is higher than for credit cards. Using debit cards has resulted in an increase in the demand for money and vice versa, the use of credit cards has brought a decline for VoM. The greater the enthusiasm for transactions via debit cards, the greater the number of withdrawals in Turkey during the 2002-2006 period. In the USA, the practice of debit cards at various points of sale has grown inclusively and outpaced the intensity of credit cards. Most consumers think that using a credit card has risks compared to a debit card (such as prime interest, transaction fees, and a lifestyle that is extravagant). Microeconomic evidence identified by Borzekowski et al. (2006) shows that the use of debit cards in the USA in recent periods is more consistent and in a stable trend than credit cards. The convenience of consumers in payment choices and household finances is more conditioned as a consumer reaction to carry out all transaction activities.

Changes in technological innovation, of course, make it easier for economic actors in every activity (Gault, 2018). With the existence of ATMs in various locations, it certainly has a positive impact on those who want to withdraw their cash for transactions. The availability of debit cards has a close relationship with payment transactions (Carbó-Valverde & Rodríguez-Fernández, 2014). We propose the second hypothesis:

*H2: Debit cards have a significant impact on VoM.*

## 2.5. E-money

The consequences of the value of money in e-money will reduce when consumers carry out payment activities (Widiyati & Hasanah, 2020). The e-money referred to in this study differs from 'single-purpose prepaid cards' such as telephone cards or electronic payments (debit cards and credit cards), because both types are 'prepaid products', but operationally, e-money money intended for various types of payments (multipurpose) based on 'access products'.

The special advantages of e-money compared to cash and other non-cash payment instruments are that it is more convenient and faster than cash (Rizqi & Ady, 2019), for example,

Formatted: Not Highlight

Formatted: Not Highlight

Formatted: Not Highlight

in transactions of small value. This allows customers not to need to provide a certain amount of money in a transaction or have to deviate from change (Wulandari et al., 2016). Then, there will be no systematic error in calculating the change if e-money applied and the transaction settlement process takes a shorter time when compared to debit and credit cards. E-money has offered other advantages, including no owner's signature, PIN code, and online authorization process (Vlasov, 2017). With offline-based transactions, communication costs are minimal. For additional information, e-money cards can refill with electronic value through the facilities provided by the issuer.

The comparison of e-money applications with VoM has been explored in both developed and developing countries. For example, in China, there is an interactive relationship between the circulation of e-money on household consumption, where there is a positive stimulus that brings about behavior change. As a result, through the DSGE model, the impact of e-money can increase VoM, which is characterized by consumer enthusiasm for loans, interest rates, and savings. They have shown the monetary effect accommodated by central bank regulations in China to affect the effectiveness of e-money (Luo et al., 2021).

The case studies in Indonesia and Thailand in 2011-2019 are actually different, where the presence of this type of electronic payment (e-money) has reduced the use of cash. The impact of the increase is that it adds to securities and shares. However, this event caught the attention of Aimon et al. (2021) because in Thailand and Indonesia, there is no significant relationship between e-money and VoM. Using e-money also brought fatal losses to customers in both countries, where the value of VoM actually dropped.

Nowadays, the transition through card based continues to be grown by the customers. Similar to e-money, it simplified the payment system (Lukina & Dolgachev, 2018). Such non-cash payments have an influence on each individual to transact safely and easily. Of course, if the payment made more smoothly, then the change of money will be faster. Consideration of the third hypothesis, proposed:

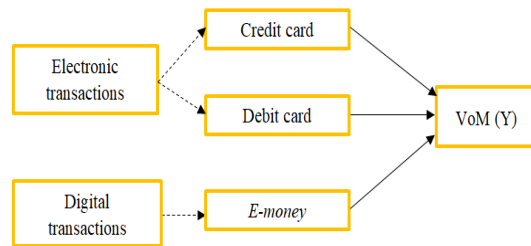
*H3: E-money has a significant impact on VoM.*

## 2.6. Conceptual construction

We formed the research model framework based on two components in the payment's modernization system, including electronic transactions and digital transactions, to advance VoM (see Figure 2). Here, operationally, electronic transactions limited to two forms (credit cards and debit cards), while the digital transactions referred to are e-money. Thus, the influence of the three on VoM will see. Electronic transactions and digital transactions as independent variables, while the dependent variable is VoM. Please note, these two variables have different roles. The independent variable as a factor reviews its effect on the dependent variable (for example, Lestari et al., 2021; Ulfah et al., 2021). It will only influence directly the dependent variable from the two independent variables, whether the relationship is significant or otherwise.

Formatted: Not Highlight

Formatted: Not Highlight



**Fig. 2.** Model framework  
(Source: own elaboration)

Money velocity is the average annual velocity of money from one unit of currency used to exchange services and goods produced (Miskhin, 2009). Financial stability predicts the extent to which it based the condition of the velocity of money on economic activity. The debate from relevant studies that discusses the authorization of central banks in the world, describes that with an orderly economic enthusiasm, it will be in line with economic conditions such as political, social and cultural stability that support inclusive economic growth (Fernández et al., 2021; Adrian & Liang, 2018; Ahmed et al., 2020; Frenkel & Rapetti, 2009).

### 3. METHODOLOGY

#### 3.1. Measurements and design

Formatted: Not Highlight

This study only concentrates on four variables, namely VoM, credit cards, debit cards, and digital transactions. In order to avoid double interpretation, each of these components has an original design. Here, there is an operational definition related to the size of the variable.

Formatted: Not Highlight

First, VoM is the acceleration of money circulation in a certain period, for example month to month, quarterly, and year to year (Sharma & Syarifuddin, 2019; Padhi, 2018). For the case study in this study, we apply the unit of account year to year. Second, credit cards as non-cash payment instruments applied by customers or cardholders who have met the criteria include acquirers in transactions for certain services and goods (e.g. Trinh et al., 2020; Al-Nuemat; 2017; Banker et al., 2021). Third, debit cards are instruments for non-cash-based payments, many of which are intended with an obligation for the cardholder to immediately reduce savings in direct transactions of goods or services (Mynuddin, 2017; Qureshi et al., 2018). Fourth, digital transactions which are commonly interpreted as ‘e-money’ are non-cash payment devices that make it easy for customers through reloading cards for every transaction of goods or services (e.g. Vozniuk et al., 2021). Technically, the instruments for credit cards, debit cards, and digital transactions use the Rupiah (IDR) size.

#### 3.2. Data collection

Formatted

This research is quantitative based to investigate the role of non-cash payment instruments on VoM in Indonesia. We compiled data based on the duration per quarter of 2010 to 2019. We focused secondary data on time-series data through information got through two government institutions (BPS-Indonesia and Bank of Indonesia). Regarding other needs, we also collect data from the literature reporting issues relevant to the current situation (for example, Wasiaturrahma

et al., 2019; Titalessy, 2020).

### 3.3. Data processing

Formatted

The data that has collected then processed and tabulated using multiple linear regression. The technique aims to project the magnitude of the influence in a relationship, where there are several independent variables on the dependent variable (Herawati et al., 2020<sup>4</sup>). Therefore, it is necessary to empirically prove whether there is a relationship between a causal function involving several variables. The function of the regression equation in this study planned:

$$Y = \alpha + \beta_1X_1 + \beta_2X_2 + \beta_3X_3 + e \quad (1)$$

Where  $Y = VoM$ , = constant, = regression coefficient,  $X_1 = credit card$ ,  $X_2 = debit card$ ,  $X_3 = e-money$ , and  $e = residual factor$ . IBM SPSS software supports statistics and makes data entry easier.

Formatted: Not Highlight

We selected the criteria for the feasibility of the model in two sessions. In the first stage is the classical assumption (normality, multicollinearity, heteroscedasticity, and autocorrelation). The second plan includes correlation, coefficient of determination, simultaneous test, and partial test (Zainurossalamia et al., 2021).

The regression method is a suitable alternative technique for discussing the application of electronic transactions and digital transactions to support the progress of VoM in Indonesia. Multiple linear regression analysis has a prominent advantage over the others. Its relevance to the variable component is the accuracy of extracting and generalize and the extraction of data patterns is time-series. In addition, multiple regression can accommodate the level of knowledge even though it is uncertain or prediction-based, parallel calculations are shorter (Uyanık & Güler, 2013).

Formatted: Not Highlight

## 4. FINDING AND DISCUSSIONS

Money circulation is an important dimension that can be estimated to determine financial stability. From period to period, the value of financial turnover certainly has a different picture. We certainly considered internal factors and external factors as an absolute requirement in the circulation of money in Indonesia.

Table 1 presents the flow of money in Indonesia in five periods. We can interpret this that the velocity of money is still in a stable stage even though it has fluctuated, especially in 2012. The development of the velocity of money is also a reference for policy decisions related to economic stability, which has a dominant influence on the economic system. Many aspects become the parameters of the calculation, one of which is the smoothness of the payment system in Indonesia.

Formatted: Not Highlight

Table 1. VoM value in Indonesia, 2009–2013

Formatted: Not Highlight

Year	VoM
2009	10
2010	10
2011	10
2012	9

Formatted: Not Highlight

Formatted: Not Highlight

Formatted: Not Highlight

Formatted: Not Highlight

Formatted: Not Highlight

2013	10
Average	9.8

(Source: Fauzukhaq et al., 2019)

Formatted: Not Highlight

Formatted: Not Highlight

Formatted: Not Highlight

Formatted: Not Highlight

It noted that the dynamics of the value of financial transactions for a decade occurred. Table 2 displays transactions based on non-cash payment instruments, including debit cards, e-money, and credit cards. Credit card activities in 2009 amounted to Rp. 166,736,635, which experienced a significant increase until 2019, reaching Rp. 338,347,867. The trend of increasing transactions from year to year continues to increase. Non-cash payment instruments via debit cards also experienced a positive appreciation. In their daily life, debit cards are easier for the public to use than other types, where in 2019 it skyrocketed to Rp 6,408,118,393. Debit cards are also a tool for fellow banks or intra-banks. Especially for e-money as a new product that is being campaigned and launched by the central bank in the design of the non-cash payment movement, at the beginning of its appearance it did not get more enthusiasm than the other two products. At least, in 2009, the transaction had touched IDR 2,560,591 to reach IDR 2,922,698,905 in 2018.

**Table 2.** Credit card, debit card, and e-money transactions in Indonesia, 2008–2018 (Rp)

Formatted: Not Highlight

<i>Year</i>	<i>Credit Card</i>	<i>Debt Card</i>	<i>E-money</i>
2009	166,736,635	1,353,809,463	2,560,591
2010	182,624,722	1,561,161,673	17,436,631
2011	199,036,427	1,812,075,881	26,541,982
2012	209,352,197	2,262,299,433	41,060,149
2013	221,579,851	2,824,108,310	100,623,916
2014	239,098,519	3,461,149,865	137,900,779
2015	254,320,061	4,077,696,164	203,369,990
2016	281,325,840	4,574,387,633	535,579,528
2017	305,052,297	5,196,512,452	683,133,352
2018	327,377,665	5,196,512,452	943,319,933
2019	338,347,867	6,408,118,393	2,922,698,905

(Source: Saraswati & Mukhlis, 2018)

Formatted: Not Highlight

An accurate regression model has a normally distributed residual achievement. We applied checks in normality through the Kolmogorov-Smirnov test. The normality criterion is symbolized by Asymp. Sig. (2-tailed) must be greater than 5%, so that the data and residuals normally distributed. Table 3 concludes that the sample data is free from interference with normality because  $p > 0.05$ .

**Table 3.** One-sample Kolmogorov-Smirnov test

<i>Measurement</i>		<i>Unstandardized Residual</i>
N		40
Normal Parameters <sup>a,b</sup>	Mean	0.000
	Std. Deviation	0.273
Most Extreme Differences	Absolute	0.119
	Positive	0.119
	Negative	-0.115
Test Statistic		0.119

Asymp. Sig. (2-tailed)	0.160
------------------------	-------

(Source: result from SPSS)

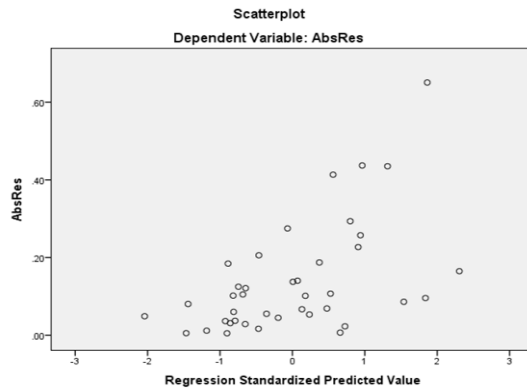
**Table 4.** Collinearity statistics and DW-test

<i>Measurement</i>	<i>Tolerance</i>	<i>VIF</i>	<i>D-W</i>
Credit Card	0.886	1.129	1.509
Debit Card	0.890	1.123	
E-money	0.994	1.006	

(source: result from spss)

The assumption of correlation is a sign of whether the regression model correlated and ideally not orthogonal. The orthogonal variable is the correlation between the independent variables equal to zero. Specifically, the data must be free from multicollinearity interference. With specifications through the variance inflation factor (VIF), the conditions must be less than 10 (Gujarati, 2012). The criteria based on the SPSS output concluded that the regression model did not contain multicollinearity, where CC, DC, and e-money got VIF <10.

The next criterion is autocorrelation. This aims to test whether the multiple linear regression method has a correlation between the confounding error in the observation with the previous period (Casson & Farmer, 2014). Table 4 also summarizes the achievements of Durbin Watson (D-W) of 1,509. Therefore, this value included in the D-W value criteria (-2 to 2) or the research model does not occur autocorrelation.



**Fig. 3.** Patterns in heteroscedasticity

(Source: result from SPSS)

We applied heteroscedasticity testing using the Glejser test method (Glejser, 1969; Machado & Silva, 2000). You will see the absolute residual value of the CC, DC, and e-money probabilities on VoM. In this study, scatterplot images are used to detect heteroscedasticity problems. Figure 3 defines the distribution pattern as points on the scatterplot that spreads below and above. Because the distribution of the data distribution does not form a certain pattern, the conclusion is that it is free from heteroscedasticity.

**Table 5.** Correlation and determination of CC, DC, and e-money on VoM

<i>R</i>	<i>R Square</i>	<i>Adjusted R Square</i>	<i>Std. Error of the Estimate</i>
0.801	0.641	0.611	0.208

(Source: result from SPSS)

Table 5 validates the coefficients and coefficients of determination. These two modeling requirements have different specifications. For correlation (R), it aims to understand the closeness of a relationship, where the greater the acquisition of R, the closer the relationship in the variable. Then, the coefficient of determination (R<sup>2</sup>) will interpret the magnitude of the residual factors outside the model (Nakagawa et al., 2017). The achievement of the R value of 80.1% which gives a signal if the three variables that affect VoM classified closely because of the range 0.75–1. For R<sup>2</sup>, 64.1% of exogenous factors (CC, DC, and e-money) form VoM, while there were 35.9% of factors not reviewed in this study.

**Table 6.** Simultaneous effects of CC, DC, and e-money on VoM

<i>Model</i>	<i>Sum of Squares</i>	<i>df</i>	<i>Mean Square</i>	<i>F</i>	<i>Sig.</i>	
1	Regression	2.780	3	0.927	21.438	0.000
	Residual	1.556	36	0.043		
	Total	4.336	39			

(Source: result from SPSS)

In the simultaneous relationship, Table 6 interprets the F-test, where the F-count is 21.438 or above the F-table of 2.86 (21.438 > 2.86). With p < 0.05, CC, DC, and e-money simultaneously affect VoM with significant results.

**Table 7.** Partial effect of CC, DC, and e-money on VoM

<i>Hypothesis</i>	<i>Coefficient</i>	<i>Sig.</i>	<i>Prediction</i>
H1: CC – VoM	-0.571	0.000	Significant
H2: DC – Vom	0.164	0.000	Significant
H3: E-money - VoM	-0.041	0.113	Not Significant

(Source: result from SPSS)

Through Table 7, we found that the first and second hypotheses have accepted, because CC and DC have a significant effect on VoM (p < 0.05). On the one hand, the third hypothesis rejected, where the proportion of e-money on VoM actually had an insignificant effect (p > 0.05). That way, from the three hypotheses proposed, only two proposals meet the categories. The functional relationship of the factors that affect VoM over ten periods ~~predicted and predicted:~~

Formatted: Highlight

$$Y = 8.929 - 0.571 X_1 + 0.164 X_2 - 0.041 X_3 + 0.359 e \quad (2)$$

Formatted: Highlight

Referring to the regression equation, representing the constant value in VoM reaching 8.929, which gives a signal that if the independent variables (CC, DC, and e-money) are zero, then VoM will increase by 892.9% during 2009-2019. Of the three, only one will increase VoM



growth, namely DC by 16.4% and with the presence of CC and e-money, on the contrary, it will reduce VoM in Indonesia by 57.1% and 4.1%, respectively.

Ideally, credit cards are a popular means of payment favored by the upper middle class, especially those who are rich. This type of course has an impulsive impact on people's purchasing power if they do not balance it with the repayment ratio on credit cards, then the daily trend is debt.

This finding is in line with the estimates of Hodson et al. (2014) and Pham & Doan (2020) because the coverage space of a credit card has an enormous risk. This payment system also has a dominant link to economic stability. Sometimes it can have a negative impact on serious disruptions to the payment system. This non-cash type can also read from an ATM and there are crisis problems in the ASEAN region related to debt instruments. A glamorous and excessive lifestyle will have a serious effect on VoM because the transaction flow is not smooth and hampers macroeconomic stability.

The interesting description also highlights the increasing use of debit cards, supported by ATMs, so that it becomes a pretty fantastic benchmark. Community transactions are more effective for daily transaction needs via debit cards than credit cards. Like withdrawing money, economic activity (buying and selling) has become a culture that cannot separate from their choice of using a debit card. This pattern is growing in economic activity regarding the availability of infrastructure in Indonesia and providing convenience, so that customer interest is also in surplus.

Kosse (2013) adds that debit cards have a direct impact on improving the economy of people in each class (lower, middle, and lower). In its easy application and integrated into the savings book, it affects the circulation of money transactions in economic sectors. The precautionary motive is the only powerful reason, where every economic transaction is in a predictable situation. In addition, debit cards are a favorite choice for customers because it is very easy to save money and can take immediately depending on needs. Payment instruments with credit cards are also more dominant in influencing the velocity of money. Macro-economically, monetary stability in a country also determined by many dimensions.

The level of people's trust in less cash is still not optimal. This has a double effect on the acceleration of money, where the movement is also small. Al-Laham et al. (2009) and Durgun & Timur (2015) highlight e-money as a legal means of payment among consumers and the level of trust in e-money continues to grow, although this non-cash instrument is not yet widely popular. Although not very effective, the benefits are like other payment tools and have minimal advantages. For example, if customers can transact easily via credit cards and debit cards, then e-money is not a top priority, but is still an alternative. Of course, the output does not have a significant effect on the wheels of money circulation.

We should note that, since its appearance in Indonesia in 2009, e-money such as PayPal, OVO, and other varieties have not received a response and enthusiasm from the public (Putra et al., 2020; Canil & Rosser, 2010). Although e-money is a legal means of payment, this requires trust through revitalizing facilities for users. Big jobs are certainly the concentration of service providers and the government to continue to carry out socialization related to information about the convenience of e-money. For future reference, it is necessary to consider the application of e-money because it requires a long term and actual proof.

## **5. CONCLUSIONS**

This study has the ambition to verify VoM, which is influenced by the enthusiasm of customers who use electronic transactions and digital transactions in Indonesia from 2009 to 2019. Through a careful calculation scheme with statistical parameters, namely multiple linear regression, empirical findings find that credit cards and debit cards have an effect significant for VoM. Although the credit card effect is negative at the moment, but in the future it will be a scenario that needs to be considered. It aimed the results of the next analysis at the impact of e-money on VoM, where this type of digital transaction has spoken little to increase VoM because the relationship is not significant. Customer trust is relatively small in e-money, because the economic climate in developing countries such as Indonesia differs from other countries.

Debit card users are increasingly lively and users are free to transact. An inclusive economy also supported this in Indonesia. However, banks also need to tighten the security system so that it protects them from criminal acts (such as hackers).

Massive campaigns are becoming more focused in the presence of e-money. The phenomenon that is not effective in using e-money because regulatory reforms that the lower middle class have not touched does not accompany it. Implementation that needs to be reached by the central bank (Bank of Indonesia) to provide guidance on the modernization of non-cash payments evenly. With non-cash movements, ~~they Bank of Indonesia~~ project at least this instrument to have an explicit impact on customer response.

Practical and theoretical contributions increasingly transformed through these findings, so the role of the government needed to maintain a consistent velocity value in order to maintain monetary stability in Indonesia. No less important concern is the use of credit cards, which must balance with regulatory consistency, so that customers can still trust and feel safe when transacting non-cash.

This paper is urgent to be reviewed in depth because of the pressure from academics who are involved in the monetary and banking fields in responding to the intensity in the transformation of digital transactions that always change from time to time. Some of the striking limitations of this study lie in the data, where the data does not consider periods, such as month to month or comparison with quarterly data. In other words, we can see explicitly the discovery and in more detail. In the next agenda, vital work for further research is to consider the weaknesses of this study. There is a combination of data that compares variables outside this version and more observation periods if there are more varied and growing results.

Formatted: Not Highlight

## ACKNOWLEDGEMENTS

An internal grant (~~Decree of the Chancellor of Mulawarman University No: 2369/UN17/HK/2021~~) ~~Program of Doctoral Study in Economics, Faculty of Economics and Business, Mulawarman University~~ sponsored the study ~~in 2021~~). ~~We would like to thank reviewer 'Journal of Governance and Regulation' for their constructive feedback and professional review.~~ ~~We would like to thank reviewer Program of Doctoral Study in Economics, Faculty of Economics and Business, Mulawarman University, Indonesia~~

## REFERENCES

1. Adrian, T., & Liang, N. (2018). Monetary policy, financial conditions, and financial stability. *International Journal of Central Banking*, 14(1), 73-131. Retrieved from <https://www.ijcb.org/journal/ijcb18q0a3.htm>

Formatted

Formatted: Default Paragraph Font, Font: (Default) Calibri, 11 pt, Font color: Auto

2. Ahmad, K., Arifuzzaman, A., Al Mamun, A., & Md Khaled Bin Oalid, J. (2021). Impact of consumer's security, benefits and usefulness towards cashless transaction within Malaysian university student. *International Journal of Research in Business and Social Science*, 10(2), 238–250. <https://doi.org/10.20525/ijrbs.v10i2.1065> Formatted
3. Ahmed, Y. A., Rostam, B. M., & Mohammed, B. A. (2020). The effect of the financial crisis on macroeconomic variables in Iraq, Iran, and Turkey. *Economic Journal of Emerging Markets*, 12(1), 54-66. <https://doi.org/10.20885/ejem.vol12.iss1.art5> Formatted: Default Paragraph Font, Font: (Default) Calibri, 11 pt, Font color: Auto
4. Aimon, H., Sentosa, S. U., & Mahat, M. R. (2021). E-money and stock: Empirical evidence from Indonesia and Thailand. *Signifikan: Jurnal Ilmu Ekonomi*, 10(1), 139–148. <https://doi.org/10.15408/sjie.v10i1.15380> Formatted
5. Al-Laham, M., Al-Tarwneh, H., & Abdallat, N. (2009). Development of electronic money and its impact on the central bank role and monetary policy. *Issues in Informing Science and Information Technology*, 6, 339-349. <https://doi.org/10.28945/1063> Formatted: Default Paragraph Font, Font: (Default) Calibri, 11 pt, Font color: Auto
6. Al-Nuemat, A. A. (2017) The legal system for credit cards in Jordan. *Beijing Law Review*, 8(2), 171-190. <https://doi.org/10.4236/blr.2017.82010> Formatted: Not Highlight
7. Ali, M. A., Hussin, N., & Abed, I. A. (2019). Electronic payment systems: Architecture, elements, challenges and security concepts: an overview. *Journal of Computational and Theoretical Nanoscience*, 16(11), 4826-4838. <https://doi.org/10.1166/jctn.2019.8395> Formatted: Font: (Default) Calibri, 11 pt, Not Highlight
8. Bade, R. & Parkin, M. (2011). *Foundations of economics*, 6 Ed. Pearson Publications, University of Western Ontario. Formatted: Not Highlight
9. Banker, S., Dunfield, D., Huang, A., & Prelec, D. (2021). Neural mechanisms of credit card spending. *Scientific Reports*, 11(1), 4070. <https://doi.org/10.1038/s41598-021-83488-3> Formatted
10. Berlian, A., Liliana, L., Djambak, S., et al. (2017). Pattern of demand for money. *Sriwijaya International Journal of Dynamic Economics and Business*, 1(3), 267-276. <https://doi.org/10.29259/sijdeb.v1i3.267-276> Formatted: Default Paragraph Font, Font: (Default) Calibri, 11 pt, Font color: Auto
11. Boel, P. (2019). Payment systems – history and challenges. *Sveriges Riksbank Economic Review*, 1, 51-66. Formatted: Not Highlight
12. Borzekowski, R., Kiser, E. K., & Ahmed, S. (2006). Consumers' use of debit cards: Patterns, preferences and price response. *Working Papers*. Finance and Economics Discussion Series Divisions of Research & Statistics and Monetary Affairs Federal Reserve Board, Washington, D.C. Formatted: Font: (Default) Calibri, 11 pt, Not Highlight
13. Briggs, A., & Brooks, L. (2011). Electronic payment systems development in a developing country: The role of institutional arrangements. *Electronic Journal of Information Systems in Developing Countries*, 49(1), 1-16. <https://doi.org/10.1002/j.1681-4835.2011.tb00347.x> Formatted: Not Highlight
14. Canil, J. M., & Rosser, B. A. (2010). Is there an optimum grant size and exercise price for incentivizing executives? *Corporate Board: Role, Duties and Composition*, 6(1), 6-18. <https://doi.org/10.22495/cbv6i1art1> Formatted: Not Highlight
15. Carbó-Valverde, S., & Rodríguez-Fernández, F. (2014). ATM withdrawals, debit card transactions at the point of sale and the demand for currency. *SERIEs*, 5, 399–417. <https://doi.org/10.1007/s13209-014-0107-9> Formatted

Formatted: Default Paragraph Font, Font: (Default) Calibri, 11 pt, Font color: Auto

16. Crack, T. F., & Roberts, H. (2015). Credit cards, excess debt, and the time value of money: The parable of the debt banana. *Journal of Financial Education*, 41(1), 117-137. **Formatted: Not Highlight**

17. Casson, R. J., & Farmer, L. D. (2014). Understanding and checking the assumptions of linear regression: a primer for medical researchers. *Clinical & Experimental Ophthalmology*, 42(6), 590–596. <https://doi.org/10.1111/ceo.12358> **Formatted: Font: (Default) Calibri, 11 pt, Not Highlight**

18. Durgun, Özlem., & Timur, M. C. (2015). The effects of electronic payments on monetary policies and central banks. *Procedia - Social and Behavioral Sciences*, 195, 680-685. <https://doi.org/10.1016/j.sbspro.2015.06.271> **Formatted: Not Highlight**  
**Formatted: Not Highlight**  
**Field Code Changed**  
**Formatted**

19. Farajnejad, E., & Lau, W.-Y. (2017). A fuzzy based early warning system to predict banking distress on selected Asia-Pacific countries. *The Journal of Asian Finance, Economics and Business*, 4(1), 39–49. <https://doi.org/10.13106/JAFEB.2017.VOL4.NO1.39> **Field Code Changed**  
**Formatted**

20. Fauzukhaq, M., Prasetia, L., & Akbar, A. (2019). Perputaran uang di Indonesia: Peran uang elektronik, volume transaksi elektronik dan jumlah mesin EDC [Money circulation in Indonesia: The role of electronic money, the volume of electronic transactions and the number of EDC machines]. *AKURASI: Jurnal Riset Akuntansi dan Keuangan*, 1(2), 79-88. <https://doi.org/10.36407/akurasi.v1i2.92> **Field Code Changed**  
**Formatted**

21. Fernández, J. A., Vázquez, V. B., & Vicente, J. A. (2021). New approach to financial and economic stability in the United States from a banking perspective: Financial and economic stability. *Economic Papers*, 40(1), 54–72. <https://doi.org/10.1111/1759-3441.12300> **Field Code Changed**  
**Formatted**

22. Frasser, C., & Guzmán, G. (2020). What do we call money? An appraisal of the money or non-money view. *Journal of Institutional Economics*, 16(1), 25-40. <https://doi.org/10.1017/S1744137419000419> **Field Code Changed**  
**Formatted: Not Highlight**

23. Frenkel, R., & Rapetti, M. (2009). A developing country view of the current global crisis: What should not be forgotten and what should be done. *Cambridge Journal of Economics*, 33(4), 685–702. <https://doi.org/10.1093/cje/bep029> **Formatted: Not Highlight**  
**Field Code Changed**

24. Gault, F. (2018). Defining and measuring innovation in all sectors of the economy. *Research Policy*, 47(3), 617-622. <https://doi.org/10.1016/j.respol.2018.01.007> **Formatted: Not Highlight**

~~25.~~ Glejser, H. (1969). A new test for heteroskedasticity. *Journal of the American Statistical Association*, 64(325), 316-323. <https://doi.org/10.2307/2283741> **Field Code Changed**

~~25.~~ Grossmann, H. (2007). Marx, classical economics, and the problem of dynamics. *International Journal of Political Economy*, 36(2), 6-83. <https://doi.org/10.2753/IJP0891-1916360201> **Formatted: Font: Times New Roman, 12 pt, Font color: Text 1**  
**Formatted: Indent: Left: 0", Hanging: 0.31"**  
**Formatted: Font: Italic**

26. Gujarati, D.N. (2012) *Basic econometrics*. Noida: Tata McGraw-Hill Education.

27. Hancock, D., & Humphrey, D. B. (1997). Payment transactions, instruments, and systems: A survey. *Journal of Banking & Finance*, 21(11–12), 1573-1624. [https://doi.org/10.1016/S0378-4266\(97\)00046-0](https://doi.org/10.1016/S0378-4266(97)00046-0) **Formatted: Font: Times New Roman, 12 pt, Font color: Text 1**  
**Field Code Changed**

~~28.~~ Harasim J. (2016) Europe: The shift from cash to non-cash transactions. In: Górka J. (eds) *Transforming Payment Systems in Europe*. Palgrave Macmillan Studies in Banking and Financial Institutions. Palgrave Macmillan, London. [https://doi.org/10.1057/9781137541215\\_2](https://doi.org/10.1057/9781137541215_2) **Field Code Changed**

28. Herawati, N., Nisa, K., & Nusyirwan, N. (2020). Selecting the method to overcome partial and full multicollinearity in binary logistic model. *International Journal of Statistics and Applications*, 10(3), 55-59. <https://doi.org/10.5923/j.statistics.20201003.01>
29. Hodson, R., Dwyer, R., & Neilson, L. (2014). Credit card blues: The middle class and the hidden costs of easy credit. *The Sociological Quarterly*, 55(2), 315–340. <https://doi.org/10.1111/tsq.12059>
30. Humphrey, D., Willeson, M., Bergendahl, G., & Lindblom, T. (2006). Benefits from a changing payment technology in European banking. *Journal of Banking & Finance*, 30(6), 1631-1652. <https://doi.org/10.1016/j.jbankfin.2005.09.009>
31. Ivanova, M. N. (2020). Marx's theory of money: a reappraisal in the light of unconventional monetary policy. *Review of Radical Political Economics*, 52(1), 137–151. <https://doi.org/10.1177/0486613419856727>
32. Kombe, C. A., Yabu, N., Mwita, D. L., & Mbiha, G. E. (2020). Mobile phone payments and demand for cash: The case of Tanzania. *American Journal of Industrial and Business Management*, 10(8), 1505-1573. <https://doi.org/10.4236/ajibm.2020.108099>
33. Kosse, A. (2013). The safety of cash and debit cards: A study on the perception and behavior of Dutch consumers\*. *International Journal of Central Banking*, 9(4), 77-98. Retrieved from <https://www.ijcb.org/journal/ijcb13q4a3.htm>
34. Lauer, J. (2020). Plastic surveillance: Payment cards and the history of transactional data, 1888 to present. *Big Data & Society*. <https://doi.org/10.1177/2053951720907632>
35. Lestari, D., Zainurossalamia, S., Maria, S, *et al.* (2021). The impact of COVID-19 pandemic on performance of small enterprises that are e-commerce adopters and non-adopters. *Problems and Perspectives in Management*, 19(3), 467–477. [http://dx.doi.org/10.21511/ppm.19\(3\).2021.38](http://dx.doi.org/10.21511/ppm.19(3).2021.38)
36. Lukina, E. E., & Dolgachev, M. V. (2018). Electronic payment systems and blockchain as a constituent part. *KnE Social Sciences*, 3(2), 174-181. <https://doi.org/10.18502/kss.v3i2.1540>
37. Luo, S., Zhou, G., & Zhou, J. (2021). The impact of electronic money on monetary policy: Based on DSGE model simulations. *Mathematics*, 9(20), 2614. <http://dx.doi.org/10.3390/math9202614>
38. Machado, J. A., & Silva, J. M. (2000). Glejser's test revisited. *Journal of Econometrics*, 97(1), 189–202. [https://doi.org/10.1016/S0304-4076\(00\)00016-6](https://doi.org/10.1016/S0304-4076(00)00016-6)
39. Mashabi, M., & Wasiaturrahma, W. (2021). Analysis of the effect of electronic-based payment systems and economic growth in Indonesia. *Jurnal Ilmu Ekonomi Terapan*, 6(1), 97-121. <http://dx.doi.org/10.20473/jiet.v6i1.26287>
40. Mishkin, F. S. (2009). Globalization, macroeconomic performance, and monetary policy. *Journal of Money Credit and Banking*, 41(s1), 187-196. <https://doi.org/10.1111/j.1538-4616.2008.00204.x>
41. Moreira, T. B., Tabak, B. M., Mendonça, M. J., & Sachsida, A. (2016). An evaluation of the non-neutrality of money. *PloS One*, 11(3), e0145710. <https://doi.org/10.1371/journal.pone.0145710>

Formatted: Font: Times New Roman, 12 pt, Font color: Text 1

Formatted: Font: Times New Roman, 12 pt, Font color: Text 1

Formatted: Indent: Left: 0", Hanging: 0.31"

Formatted: Font: Times New Roman, 12 pt, Italic, Font color: Text 1

Formatted: Font: Times New Roman, 12 pt, Font color: Text 1

Formatted: Font: Times New Roman, 12 pt, Font color: Text 1

Field Code Changed

Formatted: Not Highlight

Field Code Changed

Field Code Changed

Field Code Changed

Formatted: Not Highlight

Field Code Changed

Formatted: Not Highlight

Field Code Changed

Formatted: Not Highlight

Field Code Changed

Formatted: Not Highlight

42. Motawa, I., & Kaka, A. (2008). Payment mechanisms for integrated teams in construction. *Australasian Journal of Construction Economics and Building*, 8(2), 1-10. <http://dx.doi.org/10.5130/ajceb.v8i2.3001>
43. Mynuddin, M. (2017). Debit card adoption attributes and customer satisfaction: A study on Dutch-Bangla Band Ltd. *Journal of Business and Technology (Dhaka)*, 11(1), 129–140. <https://doi.org/10.3329/jbt.v11i1.34246>
44. Nakagawa, S., Johnson, P., & Schielzeth, H. (2017). The coefficient of determination  $r^2$  and intra-class correlation coefficient from generalized linear mixed-effects models revisited and expanded. *Journal of the Royal Society, Interface*, 14(134), 20170213. <https://doi.org/10.1098/rsif.2017.0213>
45. Oyelami, L. O., Adebisi, S. O., & Adekunle, B. S. (2020). Electronic payment adoption and consumers' spending growth: Empirical evidence from Nigeria. *Future Business Journal*, 6, 14. <https://doi.org/10.1186/s43093-020-00022-z>
46. Padhi, S. P. (2018). Velocity of money, endogenous money and rate of interest. *The Indian Economic Journal*, 66(1–2), 125–138. <https://doi.org/10.1177/0019466219865376>
47. Pambudi, S. A., & Mubin, M. K. (2020). Analysis the effect of electronic money use on velocity of money: Evidence from Indonesia. *Jurnal Ilmu Ekonomi Terapan*, 5(1), 42-58. <http://dx.doi.org/10.20473/jiet.v5i1.19626>
48. Pham, M. H., & Doan, T. P. (2020). The impact of financial inclusion on financial stability in Asian Countries. *The Journal of Asian Finance, Economics and Business*, 7(6), 47–59. <https://doi.org/10.13106/JAFEB.2020.VOL7.NO6.047>
49. Pirgmaier E. (2021). The value of value theory for ecological economics. *Ecological economics: the journal of the International Society for Ecological Economics*, 179, 106790. <https://doi.org/10.1016/j.ecolecon.2020.106790>
50. Prasetyo, A. S. (2018). Determinants of demand for money and the velocity of money in Indonesia. *Journal of Developing Economies*, 3(2), 10-25. <http://dx.doi.org/10.20473/jde.v3i2.10464>
51. Pusriadi, T., & Darma, D. C. (2017). Penerapan flexible ITF (inflation targeting framework): Sinergitas kebijakan moneter Indonesia dengan sasaran kestabilan harga [Application of flexible ITF (inflation targeting framework): Synergy of Indonesia's monetary policy with the target of price stability]. *Prosiding Seminar Nasional Manajemen dan Ekonomi Bisnis*, 1, 143-150. <http://dx.doi.org/10.29264/prosiding%20snmeb.v0i0.3058>
52. Putra, H. D., Astuti, E. S., Kusumawati, A., & Abdillah, Y. (2020). Knowing the reasons of using e money linkaja in Indonesia. *Talent Development and Excellence*, 12(3), 242-250. Retrieved from <https://www.iratde.com/index.php/jtde/article/view/268>
53. Qin, R. (2017). The impact of money supply and electronic money: Empirical evidence from central bank in China. *Thesis*. Department of Economics and Finance, State University of New York. Retrieved from [https://digitalcommons.buffalostate.edu/cgi/viewcontent.cgi?article=1023&context=economics\\_theses](https://digitalcommons.buffalostate.edu/cgi/viewcontent.cgi?article=1023&context=economics_theses)

Field Code Changed

Formatted: Not Highlight

Field Code Changed

Field Code Changed

Field Code Changed

Field Code Changed

Field Code Changed

Formatted: Not Highlight

Field Code Changed

Field Code Changed

Field Code Changed

Formatted: Not Highlight

54. Qureshi, J. A., Baqai, S., & Quresh, M. A. (2018). Consumers' attitude towards usage of debit and credit cards: Evidences from the digital economy of Pakistan. *International Journal of Economics and Financial Issues*, 8(5), 220-228. Retrieved from <http://www.econjournals.com/index.php/ijefi/article/view/6922>
55. Rahadi, R., Nainggolan, Y., Afgani, K., et al. (2020). Conceptual model for cashless society: A literature synthesis. *European Journal of Business and Management Research*, 5(3), 1-7. <https://doi.org/10.24018/ejbmr.2020.5.3.343>
56. Reddy, S., & Raj, K. (2017). Impact of credit cards and debit cards on currency demand and seigniorage: Evidence from India. *Academy of Accounting and Financial Studies Journal*, 21(3), 1-15.
57. Rizqi, M. N., & Ady, S. U. (2019). E-Money as a payment system tool in flazz BCA card users in Surabaya. *Ekspektra: Jurnal Bisnis dan Manajemen*, 3(1), 69-85. <http://dx.doi.org/10.25139/ekt.v3i1.1519>
58. Saraswati, N., & Mukhlis, I. (2018). The influence of debit card, credit card, and e-money transactions toward currency demand in Indonesia. *Quantitative Economics Research*, 1(2), 87-94. <http://dx.doi.org/10.17977/um051v1i2p87-94>
59. Sasono, I., Jubaedi, A. D., Novitasari, D., et al. (2021). The impact of e-service quality and satisfaction on customer loyalty: Empirical evidence from internet banking users in Indonesia. *The Journal of Asian Finance, Economics and Business*, 8(4), 465-473. <https://doi.org/10.13106/JAFEB.2021.VOL8.NO4.0465>
59. Sharma, S. S., & Syarifuddin, F. (2019). Determinants of Indonesia's income velocity of money. *Buletin Ekonomi Moneter dan Perbankan*, 21(3), 323-342. <https://doi.org/10.21098/BEMP.V21I3.1006>.
60. Świecka, B., Terefenko, P., & Paprotny, D. (2021). Transaction factors' influence on the choice of payment by Polish consumers. *Journal of Retailing and Consumer Services*, 58, 102264. <https://doi.org/10.1016/j.jretconser.2020.102264>
60. Sotiropoulos, D. P., Milios, J., & Lapatsioras, S. (2013). *A political economy of contemporary capitalism and its crisis: demystifying finance*. Oxfordshire: Routledge.
61. Suprpto, Y. (2020). Analysis of factors affecting the use of cashless mobile payment in millennial generations of Batam City. *Journal of Business Studies and Management Review*, 4(1), 59-65. <https://doi.org/10.22437/jbsmr.v4i1.10748>
62. Tella, A. (2012). Determinants of e-payment systems success: A user's satisfaction perspective. *International Journal of E-Adoption*, 4(3), 15-38. <http://dx.doi.org/10.4018/jea.2012070102>
63. Tella, A., & Abdulmumin, I. (2015). Predictors of users' satisfaction with e-payment system: A case study of staff at the University of Ilorin, Nigeria. *Organizacija*, 48(4), 272-286. <http://dx.doi.org/10.4018/jea.2012070102>
64. Treiblmaier, H., Pinterits, A., & Floh, A. (2008). Success factors of internet payment systems. *International Journal of Electronic Business*, 6(4), 369-385. <http://dx.doi.org/10.1504/IJEB.2008.020675>

Formatted: Not Highlight

Field Code Changed

Formatted: Not Highlight

Field Code Changed

Field Code Changed

Formatted: Font: Times New Roman, 12 pt, Font color: Text 1

Formatted: Indent: Left: 0", Hanging: 0.31"

Formatted: Font: Italic

Formatted: Font: Times New Roman, 12 pt, Font color: Text 1

Field Code Changed

Formatted: Font: Times New Roman, 12 pt, Font color: Text 1

Formatted: Indent: Left: 0", Hanging: 0.31"

Formatted: Font: Italic

Formatted: Font: Times New Roman, 12 pt, Font color: Text 1

Field Code Changed

Field Code Changed

Field Code Changed

Field Code Changed

65. [Titalessy, P. B. \(2020\). Cashless payments and its impact on inflation. \*Advances in Social Sciences Research Journal\*, 7\(9\), 524-532. <http://dx.doi.org/DOI: 10.14738/assrj.79.9074>](#)
66. [Trinh, H. N., Tran, H. H., & Vuong, D. H. \(2020\). Determinants of consumers' intention to use credit card: a perspective of multifaceted perceived risk. \*Asian Journal of Economics and Banking\*, 4\(3\), 105-120. <https://doi.org/10.1108/AJEB-06-2020-0018>](#)
67. [Ulfah, Y., Yudaruddin, R., & Yudaruddin, Y. A. \(2021\). Ownership composition and intellectual capital disclosure: Indonesia as a case study. \*Investment Management and Financial Innovations\*, 18\(2\), 37-47. \[http://dx.doi.org/10.21511/imfi.18\\(2\\).2021.04\]\(http://dx.doi.org/10.21511/imfi.18\(2\).2021.04\)](#)
68. [Ulina, E., & Maryatmo, R. \(2021\). The effect of non-cash transactions on the money supply Indonesia \(2009:Q1 - 2019:Q2\). \*Conference Series\*, 3\(1\), 543-552. Retrieved from <https://adi-journal.org/index.php/conferenceseries/article/view/389>](#)
69. [Uyanık, G. K., & Güler, N. \(2013\). A study on multiple linear regression analysis. \*Procedia - Social and Behavioral Sciences\*, 106, 234-240. <https://doi.org/10.1016/j.sbspro.2013.12.027>](#)
- ~~70.~~ [Vasić, N., Kilibarda, M., & Kaurin, T. \(2019\). The influence of online shopping determinants on customer satisfaction in the Serbian market. \*Journal of Theoretical and Applied Electronic Commerce Research\*, 14\(2\), 70-89. <http://dx.doi.org/10.4067/S0718-18762019000200107>](#)
- ~~70.~~ [Vlasov, A. V. \(2017\). The evolution of e-money. \*European Research Studies Journal\*, 20\(1\), 215-224. \[https://www.ersj.eu/repec/ers/papers/17\\\_1\\\_p21.pdf\]\(https://www.ersj.eu/repec/ers/papers/17\_1\_p21.pdf\)](#)
71. [Vozniuk, A. A., Savchenko, A. V., Tarasevych, T. Y., et al. \(2020\). Electronic money and payments as means of committing crimes. \*Academic Journal of Interdisciplinary Studies\*, 9\(4\), 150159. <https://doi.org/10.36941/ajis-2020-0069>](#)
72. [Wasiaturrahma, W., Wahyuningtyas, Y. T., & Ajija, S. R. \(2019\). Non cash payment and demand for real money in Indonesia. \*Journal of Economics, Business, and Accountancy Ventura\*, 22\(1\), 1-8. <http://dx.doi.org/10.14414/jebav.v22i1.1575>](#)
73. [Welly, Y., Supitriyani, S., Yusnaini, Y., & Sudirman, A. \(2020\). Factors of using non-cash payments to the consumption level of students in Pematangsiantar City. \*Jurnal Bisnis dan Manajemen\*, 7\(1\), 61-68. <https://doi.org/10.26905/jbm.v7i1.4041>](#)
74. [Widiyati, D., & Hasanah, N. \(2020\). Factors affecting the use of e-money \(study on e-money user in City of South Tangerang\). \*Jurnal Accountability\*, 9\(1\), 36-45. <https://doi.org/10.32400/ja.28881.9.1.2020.36-45>](#)
75. [Wulandari, D., Soseco, T., & Narmaditya, B. S. \(2016\). Analysis of the use of electronic money in efforts to support the less cash society. \*International Finance and Banking\*, 3\(1\), 1-10. <http://dx.doi.org/10.5296/ifb.v2i2.8802>](#)
76. [Yilmazkuday, H., & Yazgan, M. E. \(2011\). Effects of credit and debit cards on the currency demand. \*Applied Economics\*, 41\(17\), 2115-2123. <https://doi.org/10.1080/00036840701222496>](#)
77. [Yucha, N., Setiawan, S., Muttaqin, N., Ekasari, R., & Mauladi, K. F. \(2020\). Digital payment system analysis of buying decision in Indonesia. \*The Journal of Asian Finance\*,](#)

Formatted: Not Highlight

Formatted: Not Highlight

Field Code Changed

Formatted: Font: Times New Roman, 12 pt, Font color: Text 1

Formatted: Indent: Left: 0", Hanging: 0.31"

Formatted: Font: Times New Roman, 12 pt, Font color: Text 1

Formatted: Font: Times New Roman, 12 pt, Font color: Text 1

Formatted: Not Highlight

Field Code Changed

Formatted: Not Highlight

Field Code Changed

Field Code Changed

Formatted: Not Highlight



*Economics and Business*, 7(10), 323–328.  
<https://doi.org/10.13106/JAFEB.2020.VOL7.N10.323>

78. Yuliadi, I. (2020). An analysis of money supply in Indonesia: Vector autoregressive (VAR) approach. *The Journal of Asian Finance, Economics and Business*, 7(7), 241–249.  
<https://doi.org/10.13106/JAFEB.2020.VOL7.NO7.241>

Field Code Changed

79. Zainurossalamia, S., Amalia, S., Darma, D. C., & Azis, M. (2021). Spurring economic growth in terms of happiness, human development, competitiveness and global innovation: The ASEAN case. *ASEAN Journal on Science and Technology for Development*, 38(1), 1-6.  
<https://doi.org/10.29037/ajstd.653>

Field Code Changed