

Searching for potential wood biomass for green energy feedstock: A study in tropical swamp-peat forest of Kutai Kertanegara, Indonesia

by Rudianto Amirta

Submission date: 24-Feb-2023 02:06PM (UTC+0700)

Submission ID: 2021897043

File name: n_tropical_swamp-peat_forest_of_Kutai_Kertanegara,_Indonesia.pdf (529.08K)

Word count: 5892

Character count: 30805

Searching for potential wood biomass for green energy feedstock: A study in tropical swamp-peat forest of Kutai Kertanegara, Indonesia

RUDIANTO AMIRTA^{1*}, MUHAMMAD TAUFIQ HAQIQI¹, SAPARWADI², ELIS SEPTIA¹,
DEWI MUJIASIH¹, KRISNA ADIB SETIAWAN¹, MUHAMMAD AFIF SEKEDANG¹,
YULIANSYAH¹, AKHMAD WIJAYA², BUDHI SETIYONO², WIWIN SUWINARTI¹

¹Faculty of Forestry, Universitas Mulawarman. Jl. Penajam, Kampus Gunung Kelua, Samarinda 75119, East Kalimantan, Indonesia.
Tel./fax.: +62-541-748683, *email: ramirta@fahutan.unmul.ac.id

²Bioma Foundation. Jl. AW. Syahrani, Perumahan Ratindo F7-8, Samarinda 75124, East Kalimantan, Indonesia

Manuscript received: 22 April 2019. Revision accepted: 5 May 2019.

Abstract. Amirta R, Haqiqi MT, Saparwadi, Septia E, Mujasih D, Setiawan KA, Sekedang MA, Yuliansyah, Wijaya A, Setiyono B, Suwinarti W. 2019. Searching for potential wood biomass for green energy feedstock: A study in tropical swamp-peat forest of Kutai Kertanegara, Indonesia. *Biodiversitas* 20: 1516-1523. Recently, much attention has been focused on finding suitable plant species, from different forest ecosystems, having the potential to be used as sources of renewable energy. Most of such information was reported from the lowland forest area and only limited information is available regarding swamp-peat forest species, including their energy potency. Therefore, in this paper, plant diversity and energy potency of swamp-peat forest wood biomass were studied to reveal their potential as green energy feedstock. Physico-chemical characterization of wood biomass was performed using the American Society for Testing and Material (ASTM) protocols. Twenty-seven species of plants, consisting of 23 trees and 4 shrubs, belonging to 19 families were identified, amongst which *Shorea balangeran* had the highest importance value index (87.72%). The results showed that *T. obovata* exhibit the highest suitability to be used as energy feedstock indicated by the highest energy production of 4.60 MWh per ton of dry biomass, followed by *L. indica* (4.56 MWh/ton), *D. excelsa* (5.52 MWh/ton), *F. rukam* (4.20 MWh/ton), *P. galeata* (3.66 MWh/ton), *S. caudatilimbum* (3.61 MWh/ton), *A. elmeri* (3.59 MWh/ton), *G. nervosa* (3.49 MWh/ton) and *G. bancana* (3.42 MWh/ton). The high density of wood species correlated with the high value of energy potency. In contrast, the fast-growing tree and shrub species, such as *K. hospita* (1.76 MWh/ton), *C. odorata* (1.36 MWh/ton) and *O. sumatrana* (1.17 MWh/ton), showed lower energy potency. The most dominant plant species, *S. balangeran* gave only 2.96 MWh energy per ton of dry biomass and it was classified in the middle group of plant species suitable as green energy feedstock, along with other species, such as *C. brachiata*, *C. rotundatus*, *P. javanicum*, *V. umbonata*, *L. speciosa*, *V. pinnata*, and *A. longifolius*. Due to suitable energy properties, growth rate and also adaptability of this woody biomass, they can be exploited to support sustainable supply of biomass feedstock for the green electricity program in the study area.

Keywords: Biomass, feedstock, green energy, plant diversity, swamp-peat forest

INTRODUCTION

Currently, the concerns related to energy production from fossil fuels and associated environmental impacts are increasing. The issue of CO₂ emission from burning of fossil fuels and global warming is being discussed seriously in many developed and developing countries (Han and Shin 2014; Kumar et al. 2015; Garcia and Bacenetti 2019). Indonesia and many other national governments have declared to start production of energy and fuels from renewable sources, mainly biomass. These governments have realized that the bioenergy and biofuel industries will increase the amount of domestic supply of energy and fuels with decrease in subsidy available for promotion of the bioenergy and biofuels (Watanabe et al. 2008). Bioenergy was also developed to replace fossil fuels in energy production in order to decrease greenhouse gas emissions into the atmosphere (Bunkun et al. 2012; Routa et al 2012). The important idea behind this practice is that bioenergy does not cause any net carbon dioxide (CO₂) emissions. The net carbon dioxide (CO₂) emissions from bioenergy were considered to be zero based on the fact that the

amount of CO₂ released into the atmosphere during combustion is taken up again by the growth of the next generation plants (Wihersaari 2005; Lattimore et al. 2009).

Kalimantan province of Indonesia has vast areas of forest land with a high diversity of plant species. Massive wood biomass and other materials are produced here in various types of forest lands, such as low land forests, riparian forests and also swamp-peat forests. These forest materials consist of potential biomass feedstock for green energy production. However, even though the diversity of plant species and biomass resources are rich, lack of scientific information on their basic properties, functions, and suitability as the feedstock for energy production, is believed to be acting as the main barrier for effective utilization of the woody biomass (Amirta et al. 2016a). Understanding of the species diversity and richness, biomass productivity and its suitability to be used as the green energy feedstock is important not only for the sustainable supply of biomass-based energy for the community, but also for conserving and managing the swamp-peat forest itself.

Recently, much attention has been focused on finding suitable renewable energy plant species through research activities including identification of suitable biomass species and analysis of productivity and energy-related properties which can provide high-energy outputs to replace conventional fossil fuel energy sources. Plant sources suitable as wood biomass for energy feedstock purposes can be planted in forest land, using silvicultural practices in the form of fast-growing plantations (Yudego et al. 2017). Fast growing and short rotation coppice (SRC) species are ideal options for increasing the supply of wood biomass. Fast growing ability and shorter rotation cycles allow higher planting densities and thus, higher biomass yields per unit land area (Dillen et al. 2013; Ghaley and Porter 2014). However, only a little information about fast growing and short rotation coppice wood biomass plant species from swamp-peat forests, including their energy potency, is available so far. Most of the information of energy plant species were reported from the lowland forest areas, such as Willow (*Salix viminalis*), Poplar (*Populus trichocarpa*), Black Locust (*Robinia pseudoacacia*), and also Acacia (*Acacia melanoxylon*) and Eucalyptus (*Eucalyptus globulus*) trees, commonly used in Denmark, Germany, Poland, Italy, New Zealand and other European countries (Sims et al. 2001; Sims and Venturi 2004; Fiala and Bacenetti 2012; Dillen et al. 2013; Ghaley and Porter 2014; Hauk et al. 2014; Haverkamp and Musshoff 2014; Krzyzaniak et al. 2015; Niemczyk et al. 2018). Similar

situation exists in Indonesia forest energy sector where very limited number of plant species, such as *Calliandra calothyrsus*, *Glyricidia sepium*, *Macaranga hypoleuca* and *Vitex pinnata* are known as the energy feedstock (Amirta et al. 2016a; 2016b). Therefore, in this paper, an attempt was made to find out the diversity, productivity and suitability of tree and woody shrub species in the swamp-peat forest of East Kalimantan, Indonesia which has the potential be used as high-quality feedstock for sustainable green energy production.

MATERIALS AND METHODS

Study area

The current research was conducted in the swamp-peat forest area of Muara Siran village (116°48'34.656"E, 0°37'7.093" N), sub-district of Muara Kaman, Kutai Kertanegara District, Indonesia. The swamp-peat forest at Muara Siran village has an area of about 40,598 ha with the annual temperature of 24-30°C, while the daily temperatures fluctuate between 3°C to 4°C. The daily average ambient humidity was 80%, 90% in the morning and down to 70% in the afternoon. The annual precipitation was 2367.27 mm, while the mean monthly precipitation ranged between 108.6 mm to 322.9 mm.

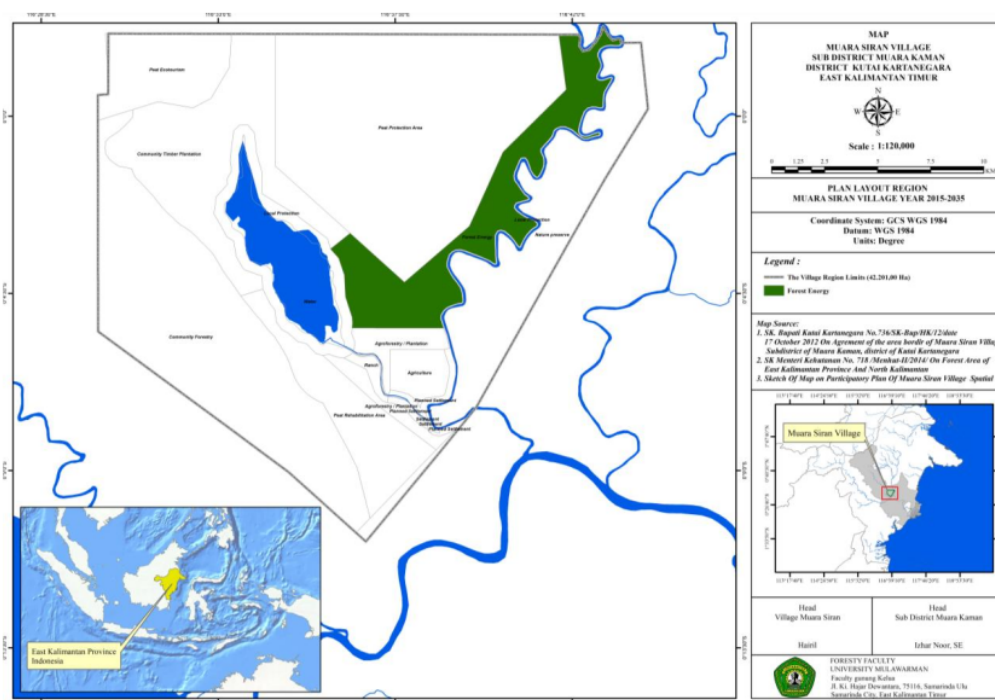


Figure 1. Research location at swamp-peat forest of Muara Siran, Kutai Kertanegara, East Kalimantan, Indonesia (116°48'34.656"E, 0°37'7.093" N)

Diversity of plant species

Ten sampling plots of the size of 20m x 20m which were distributed around the swamp-peat forest of Muara Siran village, Kutai Kertanegara, East Kalimantan were used to collect the data about tree and woody shrub species richness that has the potential to be used as the green energy feedstock. In addition, the importance value index of plant species present in research area was calculated using the formula of Mueller-Dombois and Ellenberg as described and reported by Wiryo et al. (2016).

Collection of biomass of plant species

Biomass in the form of leaves and branches of tree and woody shrub species with diameter about 5-10 cm were collected from swamp-peat forest located at Muara Siran Village, Kutai Kertanegara District, East Kalimantan Province, Indonesia. The plant samples were identified at the Laboratory of Forest Dendrology, Faculty of Forestry, Mulawarman University, Samarinda, Indonesia. The wood samples were debarked, chipped, air dried, and used throughout this study.

Physico-chemical characterization and energy potency of wood biomass

The physicochemical characterization of the collected swamp-peat forest biomass was performed using the common analysis protocol of the American Society for Testing and Material (ASTM) D 7582-12. The various parameters analyzed consist of moisture content, ash value, density, volatile matter, and fixed carbon tests. In addition, to determine the elemental composition of wood biomass such as carbon (C), hydrogen (H) and oxygen (O), and to find out the higher calorific value (HCV), the protocol proposed by Parikh et al. (2005; 2007) was used. Then, the conversion ratio of solid to chip wood and biomass energy potency was calculated based on Francescato et al (2008).

RESULTS AND DISCUSSION

Diversity of plant species

Twenty-seven plant species consisting of 23 trees and 4 woody shrubs, which belong to 19 families, were listed from the ten plots sampled at swamp-peat forest of Muara Siran (Table 1). Among the tree and shrub species studied, *Shorea balangeran* had the highest importance value index (87.72%), followed by *Enterolobium cyclocarpum* (60.10%), *Syzygium caudatilimbium* (21.96%), *Carallia brachiata* (19.31%) and *Kleinhovia Hospita* (13.35%), respectively (Table 1). *S. balangeran* (Dipterocarpaceae) with highest density and frequency was dominant among all plant species in the swamp-peat forest of Muara Siran. Myrtaceae emerged as the family with a maximum of three plant species identified in this study. These species are: *S. caudatilimbium*, *S. chloranthum* and *T. Obovata*. Almost similar with this finding, Thomy et al. (2018) and Yulisma et al. (2018) reported that the most dominant species in

Tripa peat swamp forest, Aceh have also belonged to Myrtaceae and Dipterocarpaceae. The dominant presence of Myrtaceae members may be related to their genetic and adaptability factors (Yulisma et al. 2018).

In general, it was found that the plant species were grown using two different regeneration systems, i.e., natural and artificial, that played an important role in revegetation, sustainable production and also conserving the swamp-peat forest ecosystem. The tree and shrub plant species of swamp-peat forest were also used by local community to support their biomass need for many purposes. The plant biomass of many species such as *A. dumosa*, *A. elmeri*, *A. longifolius*, *C. rotundatus*, *C. brachiata*, *F. rukam*, *S. balangeran*, *T. obovata*, *V. pinnata*, and *V. umbonata* was used as firewood, construction materials and for making furniture. In addition, *G. nervosa* and *K. hospita* were used traditionally as herbal medicine. Recently, the active compound of *K. hospita* was reported as a potential herbal medicine for curing liver cancer (anti-cancer), along with seven species of *Macaranga* (Arung et al. 2009; 2018).

Physico-chemical analysis of swamp-peat forest plant species

The use of biomass species for energy purposes should be carefully evaluated, analyzing logistical aspects of their location, transport, biomass heterogeneity and also storage. In addition, appropriate physicochemical and energy properties should be known. Accordingly, physicochemical characteristics of tree and shrub plant biomass collected from swamp-peat forest of Muara Siran were analyzed. The results demonstrated that the average of green moisture contents (after cutting) and wood densities of swamp-peat forest biomass were 43.41% and 0.58 g/cm³, respectively (Table 3). It was found that, after chipping and air drying processes, the average of moisture content of wood biomass decreased significantly from 43.41% to 11.11%. Chipping and air drying were effectively reduced the moisture content from the wood biomass as much as expected. The low moisture content (MC) of wood chip was appropriate to the requirement for biomass energy feedstock (MC ≤ 15%). Thus, similar to some earlier reports, we also proved that chipping and air drying effectively reduced the moisture content from the wood biomass (Pérez et al. 2014; Sixto et al. 2015; Amirta et al. 2016a). According to earlier reports of McKendry (2002), Brammer and Bridgwater (2002), Pereira et al. (2012) and Pérez et al. (2014), this feature favors thermochemical conversion since high moisture content harms the performance of the conversion systems. It is possible to burn any type of biomass, but in practice, combustion is feasible only for biomass with a moisture content of <50%, unless the biomass is pre-dried. Further, the lower moisture content of the biomass (less than 30%) is also suitable for the gasification process (McKendry 2002; Widjaya et al. 2018).

Table 1. Plant species collected from the sampling plots located at swamp peat forest of Muara Siran, Kutai Kertanegara, East Kalimantan, Indonesia

Plant species	Family	Local name	Category	Utilization	Regeneration
<i>Adinandra dumosa</i> Jack	Pentaphylacaceae	Kayu harang	Tree	Firewood	Artificial
<i>Alseodaphne elmeri</i> Merr.	Lauraceae	Medang	Tree	Firewood	Artificial
<i>Artocarpus longifolius</i> Becc.	Moraceae	Terap hutan	Tree	Construction	Natural
<i>Cananga odorata</i> (Lam.) Hook.f. & Thomson	Annonaceae	Kenanga	Tree	Medicine	Natural
<i>Carallia brachiata</i> (Lour.) Merr.	Rhizophoraceae	Bakau	Tree	Furniture	Artificial
<i>Combretocarpus rotundatus</i> (Miq.) Danser	Anisophylleaceae	Perepat	Tree	Construction	Artificial
<i>Dillenia excelsa</i> (Jack) Martelli ex Gilg.	Dilleniaceae	Simpur	Tree	Construction	Artificial
<i>Dracontomelon dao</i> (Blanco) Merr. & Rolfe	Anacardiaceae	Sengkuang	Tree	Furniture	Natural
<i>Enterolobium cyclocarpum</i> (Jacq.) Griseb.	Fabaceae	Sengon buto	Tree	Firewood	Artificial
<i>Eurya nitida</i> Korth.	Pentaphylacaceae	Bunga	Shrub	Firewood	Natural
<i>Ficus hispida</i> L.f.	Moraceae	Kebolo	Shrub	Firewood	Artificial
<i>Flacourtia rukam</i> Zoll. & Moritz	Salicaceae	Rukam	Tree	Furniture	Artificial
<i>Garcinia bancana</i> Miq.	Clusiaceae	Asam gendis	Tree	Firewood	Natural
<i>Garcinia nervosa</i> Miq.	Clusiaceae	Manggis hutan	Tree	Medicine	Natural
<i>Kleinhovia hospita</i> L.	Malvaceae	Tahongai	Tree	Medicine	Natural
<i>Lagerstroemia speciosa</i> (L.) Pers.	Lythraceae	Bungur	Tree	Firewood	Natural
<i>Leea indica</i> (Burm. f.) Merr.	Vitaceae	Mali	Shrub	Medicine	Natural
<i>Litsea robusta</i> Blume	Lauraceae	Tiju	Tree	Construction	Natural
<i>Octomeles sumatrana</i> Miq.	Tetramelaceae	Binuang	Tree	Construction	Natural
<i>Pternandra galeata</i> Ridl.	Melastomataceae	Temberas	Tree	Firewood	Natural
<i>Pterospermum javanicum</i> Jungh.	Malvaceae	Bayur	Tree	Construction	Artificial
<i>Shorea balangeran</i> Bur	Dipterocarpaceae	Kahoi	Tree	Construction	Natural
<i>Syzygium caudatilimbun</i> (Merr.) Merr. & L.M.Perry	Myrtaceae	Bluma	Tree	Construction	Natural
<i>Syzygium chloranthum</i> (Duthie) Merr. & L.M.Perry	Myrtaceae	Bumbun	Shrub	Construction	Natural
<i>Tristaniaopsis obovata</i> (Benn.) Peter G. Wilson & J.T. Waterh.	Myrtaceae	Pelawan	Tree	Construction	Natural
<i>Vatica umbonata</i> Burck	Dipterocarpaceae	Mas intan	Tree	Construction	Natural
<i>Vitex pinnata</i> L.	Lamiaceae	Laban	Tree	Firewood	Natural

Table 2. Top five plant species based on their importance value index in the study area, Muara Siran, Kutai Kertanegara, East Kalimantan, Indonesia

Plant species	Family	Local name	Rdo	RF	RDe	IVI
<i>Shorea balangeran</i>	Dipterocarpaceae	Kahoi	45.67	12.50	29.55	87.72
<i>Enterolobium cyclocarpum</i>	Fabaceae	Sengon buto	41.69	2.50	15.91	60.10
<i>Syzygium caudatilimbun</i>	Myrtaceae	Bluma	1.50	10.00	10.45	21.96
<i>Carallia brachiata</i>	Rhizophoraceae	Bakau	5.22	5.00	9.09	19.31
<i>Kleinhovia hospita</i>	Malvaceae	Tahongai	1.99	5.00	6.36	13.35

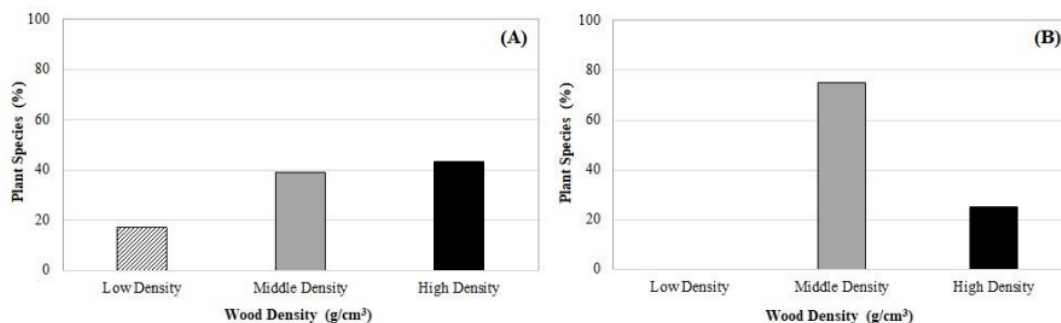
Note: Rdo: relative dominance; RF: relative frequency; Rde: relative density; and IVI: importance value index

The results of this study showed that biomass of plant species of swamp-peat forest in Muara Siran may be classified into three different classes of wood density: low, middle and high densities that related to their growing ability, basic properties and also characteristic of each species studied. Among 27 plant species studied, we found that 4 species belonged to low density (0.2-0.4 g/cm³), 12 species to middle-density group (0.4-0.6 g/cm³), while other 11 species to high-density group (0.6 > 0.9 g/cm³) of wood plant species. The species with low and middle density of wood biomass, such *O. sumatrana*, *C. odorata*, *K. hospita*, and *E. Cyclocarpum*, positively correlated with their high-speed growth ability and they commonly

belonged to pioneer plant species. The low-density biomass will consume fast in the reactor (gasifier/burner). Moreover, the low density of biomass (bulky) will also lead to high transport and storage costs, and in many cases, it is associated with high humidity that can make it impossible to be used (de Oliveira et al. 2013; Widjaya et al. 2018; Albashabsheh and Stamm 2019). In contrast, the species with high density of biomass, such as *P. galeata*, *D. excelsa*, *T. obovata*, and *L. Indica*, generally required longer time to grow and mature. In line with the previous studies, physicochemical properties of biomass commonly varied with plant species, and it will greatly affect the utilization of the resources (Vassilev et al. 2010).

Table 3. Moisture content (MC), wood density and conversion ratio of solid wood to wood chip of plant species collected from swamp-peat forest of Muara Siran, Kutai Kertanegara, East Kalimantan, Indonesia

Plant species		Moisture content (green wood) (%)	Moisture content (wood chip) (%)	Wood density (g/cm ³)	Wood chip conversion ratio (kg/m ³)
Latin name	Local name				
<i>Adinandra dumosa</i>	Kayu harang	41.04	11.08	0.53	266
<i>Alseodaphne elmeri</i>	Medang	41.40	8.67	0.67	336
<i>Artocarpus longifolius</i>	Terap hutan	39.22	12.99	0.55	276
<i>Cananga odorata</i>	Kenanga	52.36	12.42	0.29	146
<i>Carallia brachiata</i>	Bakau	52.47	10.16	0.60	301
<i>Combretocarpus rotundatus</i>	Perepat	45.13	12.86	0.65	326
<i>Dillenia excelsa</i>	Simpur	41.17	10.54	0.88	442
<i>Dracontomelon dao</i>	Sengkuang	41.78	10.75	0.62	311
<i>Enterolobium cyclocarpum</i>	Sengon buto	37.29	12.77	0.40	201
<i>Eurya nitida</i>	Bunga	51.32	11.45	0.51	256
<i>Ficus hispida</i>	Kebolo	60.10	13.33	0.49	246
<i>Flacourtia rukam</i>	Rukam	43.94	9.97	0.67	336
<i>Garcinia bancana</i>	Asam gendis	41.11	11.58	0.67	336
<i>Garcinia nervosa</i>	Manggis hutan	43.96	11.21	0.63	316
<i>Kleinhovia hospita</i>	Tahongai	43.76	14.18	0.34	171
<i>Lagerstroemia speciosa</i>	Bungur	50.56	12.44	0.55	276
<i>Leea indica</i>	Mali	28.71	8.46	0.92	462
<i>Litsea robusta</i>	Tiju	44.12	11.20	0.53	266
<i>Octomeles sumatrana</i>	Binuang	49.35	7.43	0.22	110
<i>Pternandra galeata</i>	Temberas	35.37	12.16	0.72	362
<i>Pterospermum javanicum</i>	Bayur	38.77	9.36	0.51	256
<i>Shorea balangeran</i>	Kahoi	47.74	10.18	0.59	296
<i>Syzygium caudatilimbum</i>	Bluma	42.73	10.74	0.68	342
<i>Syzygium chloranthum</i>	Bumbun	52.36	14.27	0.51	286
<i>Tristaniopsis obovata</i>	Pelawan	30.42	9.82	0.90	452
<i>Vatica umbonata</i>	Mas intan	37.63	10.35	0.57	286
<i>Vitex pinnata</i>	Laban	38.31	9.61	0.57	286
	Average	43.41	11.11	0.58	294

**Figure 2.** Wood density comparison among (A) trees and (B) woody shrubs collected from swamp-peat forest of Muara Siran, Kutai Kertanegara, Indonesia

2 Since the purpose of this research was to find out the energy potency of wood biomass, a series of laboratory tests have been conducted to evaluate the proximate, ultimate and also calorific value of the sample. The results indicated the high proportion of volatile matter in biomass of trees and shrubs (70.04%) (Table 4). These high values allow biomass to get ignited easily. The high volatile matter (from 70 to 86%) will improve the combustion rate of the biomass during the devitalization phase. On the contrary, low volatile matter causes high smoke from

incomplete combustion, and it also releases toxic gases (Van Loo and Koppejan 2008). Volatile matter and fixed carbon were also known to play important roles in flame stability during combustion (Virmond et al. 2012). The results also showed low average value of ash content (1.98%). The low ash content leads to better suitability of fuels for thermal utilization. In contrast, high ash content causes high dust emissions and negatively affects combustion efficiency (Ivanova et al. 2018).

Table 4. Proximate analysis of biomass of plant species collected from swamp-peat forest of Muara Siran, Kutai Kertanegara, Indonesia

Plant species		Volatile matter (%)	Fixed carbon (%)	Ash content (%)	Calorific value (kCal/kg)
Latin name	Local name				
<i>A. dumosa</i>	Kayu harang	73.71	12.23	1.00	4327
<i>A. elmeri</i>	Medang	74.53	12.28	0.43	4690
<i>A. longifolius</i>	Terap hutan	68.52	15.85	3.38	4563
<i>C. odorata</i>	Kenanga	69.53	12.46	2.41	4230
<i>C. brachiata</i>	Bakau	67.48	16.75	1.42	4661
<i>C. rotundatus</i>	Perepat	68.73	14.09	2.15	4350
<i>D. excelsa</i>	Simpur	65.88	17.71	3.72	4539
<i>D. dao</i>	Sengkuang	72.37	13.13	2.31	4407
<i>E. cyclocarpum</i>	Sengon buto	72.73	14.79	0.57	4664
<i>E. nitida</i>	Bunga	71.57	13.80	1.84	4491
<i>F. hispida</i>	Kebolo	71.05	14.19	2.64	4532
<i>F. rukam</i>	Rukam	70.30	16.92	0.58	5408
<i>G. bancana</i>	Asam gendis	71.76	13.99	0.84	4525
<i>G. nervosa</i>	Manggis hutan	71.19	15.76	0.91	4857
<i>K. hospita</i>	Tahongai	71.45	13.95	0.60	4634
<i>L. speciosa</i>	Bungur	66.75	15.91	2.52	4822
<i>L. indica</i>	Mali	70.68	14.62	2.52	4360
<i>L. robusta</i>	Tiju	68.74	14.33	4.76	4287
<i>O. sumatrana</i>	Binuang	70.04	14.48	1.87	4619
<i>P. galeata</i>	Temberas	71.69	14.17	1.55	4522
<i>P. javanicum</i>	Bayur	67.44	18.25	1.52	5213
<i>S. balangeran</i>	Kahoi	65.58	15.63	4.95	4432
<i>S. caudatilimum</i>	Bluma	68.27	17.21	1.94	4678
<i>S. chloranthum</i>	Bumbun	67.77	16.44	2.77	4616
<i>T. obovata</i>	Pelawan	74.44	12.18	1.38	4507
<i>V. umbonata</i>	Mas intan	68.49	15.96	1.43	4672
<i>V. pinnata</i>	Laban	70.37	15.37	1.37	4550
	Average	70.04	14.91	1.98	4598

Table 5. Ultimate analysis of biomass of plant species collected from swamp-peat forest of Muara Siran, Kutai Kertanegara, Indonesia

Plant species		Carbon (%)	Hydrogen (%)	Oxygen (%)
Latin name	Local name			
<i>A. dumosa</i>	Kayu harang	41.33	5.21	38.80
<i>A. elmeri</i>	Medang	41.73	5.26	39.21
<i>A. longifolius</i>	Terap hutan	42.96	6.03	37.43
<i>C. odorata</i>	Kenanga	39.57	4.96	36.88
<i>C. brachiata</i>	Bakau	43.63	5.73	37.21
<i>C. rotundatus</i>	Perepat	41.34	5.11	37.78
<i>D. excelsa</i>	Simpur	43.91	5.73	36.57
<i>D. dao</i>	Sengkuang	41.29	5.17	38.44
<i>E. cyclocarpum</i>	Sengon buto	42.67	5.17	39.12
<i>E. nitida</i>	Bunga	41.35	5.15	38.26
<i>F. hispida</i>	Kebolo	42.63	5.23	37.96
<i>F. rukam</i>	Rukam	44.73	5.47	38.61
<i>G. bancana</i>	Asam gendis	41.56	5.18	38.41
<i>G. nervosa</i>	Manggis hutan	42.77	5.40	38.51
<i>K. hospita</i>	Tahongai	45.62	5.52	38.25
<i>L. speciosa</i>	Bungur	45.33	5.13	36.61
<i>L. indica</i>	Mali	41.47	5.14	38.09
<i>L. robusta</i>	Tiju	40.40	5.01	37.08
<i>O. sumatrana</i>	Binuang	41.09	5.10	37.74
<i>P. galeata</i>	Temberas	41.65	5.18	38.43
<i>P. javanicum</i>	Bayur	42.33	5.47	37.00
<i>S. balangeran</i>	Kahoi	41.84	5.23	35.80
<i>S. caudatilimum</i>	Bluma	44.78	5.06	37.73
<i>S. chloranthum</i>	Bumbun	44.59	5.92	37.26
<i>T. obovata</i>	Pelawan	41.63	5.25	39.14
<i>V. umbonata</i>	Mas intan	43.86	5.42	37.45
<i>V. pinnata</i>	Laban	43.73	5.53	38.00
	Average	42.58	5.32	37.84

Moreover, from the ultimate analysis, we found that the average value of carbon, hydrogen and oxygen contents of wood biomass was 42.58%, 5.32%, and 37.84%, respectively (Table 5). The average of carbon, hydrogen and oxygen contents of plant biomass collected in the current study indicate that they belong to good quality of fuel biomass, and suitable to be used as green energy feedstock. Wood biomass could be used as fuel/green energy when the carbon content varied between 30-60%, 5-6% of hydrogen, 30-40% of oxygen, and the other elements are less than 1%, respectively (Ivanova et al. 2018).

Furthermore, among twenty-seven samples tested, highest calorific value of wood biomass was obtained from *F. rukam* (5408 kCal/kg) which was followed by *P. javanicum* (5213 kCal/kg) and *G. nervosa* (4857 kCal/kg), respectively. Interestingly, these plant biomass were not used locally as firewood materials (Table 4). Instead, they were used as traditional herbal medicine, construction wood, and furniture materials. In contrast, the lowest calorific value was obtained from *C. odorata* (4230 kCal/kg). This phenomenon was acceptable, since we knew that suitability of wood biomass as energy feedstock was not directly linked only to a single factor such as calorific value, but it should be connected and combined with other energy properties. According to McKendry (2002) and Huhtinen (2005), a combination of properties such as moisture content, calorific value, fixed carbon, volatile matter, ash content and chemical composition of wood biomass are important and should be considered for dry biomass conversion process.

The wood biomass properties should be considered as a unit of energy factor to give an appropriate indication of suitability of wood biomass to be used as green energy feedstock. Based on this condition, twenty-three tree and four shrub species were evaluated completely. The results showed that *T. obovata* exhibit the highest suitability to be used as energy feedstock indicated by the highest energy production of 4.60 MWh per ton of dry biomass, followed by *L. indica* (4.56 MWh/ton), *D. excelsa* (5.52 MWh/ton), *F. rukam* (4.20 MWh/ton), *P. galeata* (3.66 MWh/ton), *S. caudatilimum* (3.61 MWh/ton), *A. elmeri* (3.59 MWh/ton), *G. nervosa* (3.49 MWh/ton) and *G. bancana* (3.42 MWh/ton) (Figure 3). The high density of wood species very much correlated with and clearly affected the high value of energy potency. Similar phenomenon was also reported from the wood biomass collected from the lowland community forest (Amirta et al. 2016a). In contrast, the fast-growing tree and shrub species, such as *K. hospita* (1.76 MWh/ton), *C. odorata* (1.36 MWh/ton) and *O. sumatrana* (1.17 MWh/ton), showed lower energy potency. The most dominant plant species, *S. balangeran* gave only 2.96 MWh energy per ton of dry biomass and it was classified in the middle group of plant species suitable as the green energy feedstock, along with other species, such as *C. brachiata*, *C. rotundatus*, *P. javanicum*, *V. umbonata*, *L. speciosa*, *V. pinnata*, and *A. longifolius*. Due to suitable energy properties, growth rate and also adaptability of this woody biomass, we really believe that they can be exploited to support sustainable supply of biomass feedstock for the green electricity program in the area.

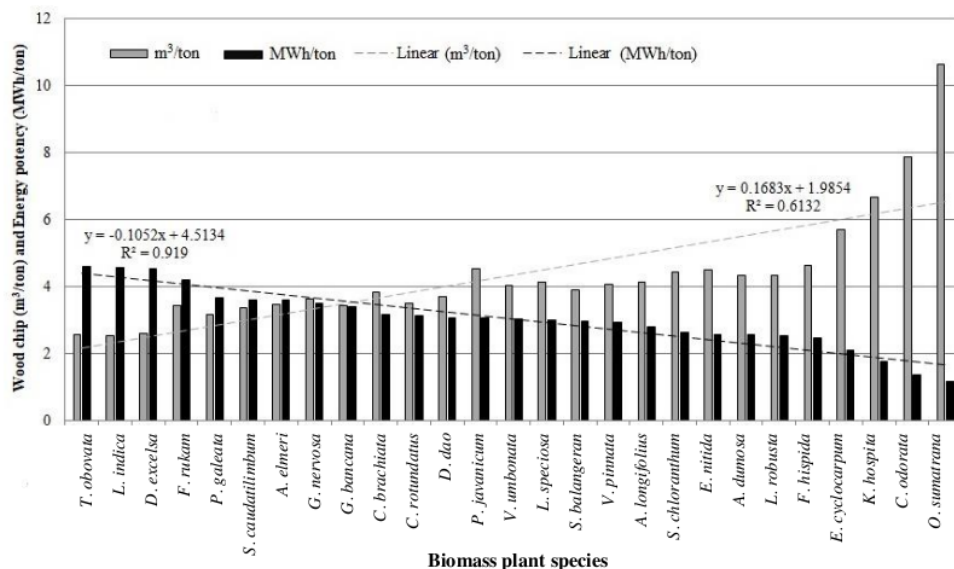


Figure 3. Comparison between wood chip conversion ratio and energy potency from tree and shrub species collected from swamp-peat forest of Muara Siran, Kutai Kertanegara, Indonesia

ACKNOWLEDGEMENTS

This work was financially supported by the grants of Islamic Development Bank (IsDB) (Grant No. 339/UN17.11/PI/2017 for RA) and the Ministry of Research and Higher Education of Indonesia-RISTEKDIKTI (Grant No. 135/UN17.41/KL/2018 for RA) for Mulawarman University, Indonesia. We are grateful to Mr. Aspian Noor, Bioma Foundation, Samarinda for valuable discussions on the local basic policy of wood biomass utilization for energy and electricity in swamp-peat forest of Muara Siran Village.

REFERENCES

- Amirta R, Yuliansyah, Angi EM, Ananto BR, Setiyono B, Haqiqi MT, Septianan HA, Londong M and Oktavianto RN. 2016a. Plant diversity and energy potency of community forest in East Kalimantan, Indonesia: Searching for fast-growing wood species for energy production. *Nusantara Biosci* 8 (1): 22-31.
- Amirta R, Nafitri SI, Wulandari R, Yuliansyah, Suwanti W, Candra KP, Watanabe T. 2016b. Comparative characterization of Macaranga species collected from secondary forests in East Kalimantan for biorefinery of unutilized fast-growing wood. *Biodiversitas* 17 (1): 116-123.
- Arung ET, Kusuma IW, Purwatiningsih S, Roh SS, Yang CH, Jeon S, Kim YU, Sukaton E, Susilo J, Astuti Y, Wicaksono BD, Sandra F, Shimizu K, Kondo R. 2009. Antioxidant Activity and Cytotoxicity of the Traditional Indonesian Medicine Tahongai (*Kleinhovia hospita* L.) Extract. *J Acupunct Meridian Stud* 2 (4): 306-308.
- Arung ET, Amirta R, Zhu Q, Amen Y, Shimizu K. 2018. Effect of wood, bark and leaf extracts of Macaranga trees on cytotoxic activity in some cancer and normal cell lines. *J Indian Acad Wood Sci* 15 (2): 115-119.
- Albshabsheh, NT and Stamm JLH. 2019. Optimization of lignocellulosic biomass-to-biofuel supply chains with mobile pelleting. *Transportation Research Part E: Logist Transport Rev* 122: 545-562.
- Brammer IG and Bridgwater AV. 2002. The influence of feedstock drying on the performance and economics of a biomass gasifier-engine CHP System. *Biomass Bioenerg* 22: 271-81.
- De Oliveira JL, da Silva JN, Pereira EG, Filho DO, Carvalho DR. 2013. Characterization and mapping of waste from coffee and eucalyptus production in Brazil for thermochemical conversion of energy via gasification. *Renew Sust Energ Rev* 21: 52-58.
- Dillen SY, Djomo SN, Al Afas N, Vanbeveren S, Ceulemans R. 2013. Biomass yield and energy balance of a short rotation poplar coppice with multiple clones on degraded land during 16 years. *Biomass Bioenerg*, 56: 157-165.
- Fiala M and Bacenetti J. 2012. Economic, energetic and environmental impact in short rotation coppice harvesting operations. *Biomass Bioenerg* 42: 107-113.
- Francescato F, Antonini E, Bergomi LZ. 2008. *Wood Fuels Handbook: Production, Quality Requirements, Trading*. AIEL-Italian Agriforestry Energy Association, Legnaro, Italy.
- García SG and Bacenetti J. 2019. Exploring the production of bio-energy from wood biomass. Italian case study. *Sci Total Environ*, 647: 158-168.
- Ghaley BB and Porter JR. 2014. Determination of biomass accumulation in mixed belts of *Salix*, *Corylus* and *Alnus* species in combined food and energy production system. *Biomass Bioenerg* 63: 86-91.
- Han SH and Shin SJ. 2014. Investigation of solid energy potential of wood and bark obtained from four clones of a 2-year old goat willow. *Frontier in Energy Res* 2 (5): 1-6.
- Hauk S, Wittkopf S, Knoke T. 2014. Analysis of commercial short rotation coppices in Bavaria, southern Germany. *Biomass Bioenerg*, 67: 401-412.
- Haverkamp MW and Musshoff O. 2014. Are short rotation coppices an economically interesting form of land use? A real options analysis. *Land Use Policy* 38: 163-174.

- Huhtinen M. 2005. Wood biomass as fuel. In Material for 5EURES Training sessions; Huhtinen M (ed.). European Commission under the Intelligent Energy-Europe Programme, Brussels, Belgium.
- Ivanova T, Muntean A, Havrland B, Hutla P. 2018. Quality assessment of solid biofuel made of sweet sorghum biomass. Contemporary Research Trends in Agricultural Engineering, BIO Web of Conferences 10, 02007.
- Jiankun H, Zhiwei Y and Da, Z. 2012. China's strategy for energy development and climate change mitigation. *Energy Pol* 51: 7-13.
- Krzyżaniak M, Stolarski MJ, Szczukowski S, Tworkowski J, Bieniek A, Mleczek M. 2015. Willow biomass obtained from different soils as a feedstock for energy. *Ind Crop Prod* 75: 114-121.
- Kumar A, Kumar N, Baredar P, and Shukla A. 2015. A review on biomass energy resources, potential, conversion and policy in India. *Renew Sust Energ Rev* 45: 530-539.
- Lattimore B, Smith C, Titus B, Stupak I, Egnell G. 2009. Environmental factors in woodfuel production: opportunities, risks, and criteria and indicators for sustainable practices. *Biomass Bioenerg* 33: 1321-1342.
- McKendry P. 2002. Energy production from biomass (part 2): conversion technologies. *Bioresour Technol* 83: 47-54.
- Niemczyk M, Kaliszewski A, Jewiarz M, Wróbel M, Mudryk K. 2018. Productivity and biomass characteristics of selected poplar (*Populus* spp.) cultivars under the climatic conditions of northern Poland. *Biomass and Bioenerg*, 111: 46-51.
- Parikh L, Channiwalla SA, Ghosal GK. 2005. A correlation for calculating HHV from proximate analysis of solid fuels. *Fuel* 84: 487-94.
- Parikh L, Channiwalla SA, Ghosal GK. 2007. A correlation for calculating elemental composition from proximate analysis of biomass materials. *Fuel* 86: 1710-1719.
- Pereira EG, Da Silva JN, Oliveira JL., Machado CS. 2012. Sustainable energy: a review of gasification technologies. *Renew Sust Energ Rev* 16: 4753-4762.
- Pérez S, Renedo CJ, Ortiz A, Delgado A, Fernández A. 2014. Energy potential of native shrub species in northern Spain. *Renew Energ* 62: 79-83.
- Routa J, Kellomäki S, Strandman H. 2012. Effects of Forest Management on Total Biomass Production and CO Emissions from use of Energy Biomass of Norway Spruce and Scots Pine. *Bioenerg Res* 5: 733-747.
- Sims REH, Maiava TG, Bullock BT. 2001. Short rotation coppice tree species selection for wood biomass production in New Zealand. *Biomass Bioenerg* 20 (5): 329-335.
- Sims REH and Venturi P. 2004. All-year-round harvesting of short rotation coppice eucalyptus compared with the delivered costs of biomass from more conventional short season, harvesting. *Biomass Bioenerg* 26 (1): 27-37.
- Sixto H, Cañellas I, Arendonk JV, Ciria P, Camps F, Sánchez M, González MS. 2015. Growth potential of different species and genotypes for biomass production in short rotation in Mediterranean environments. *Forest Ecol Manag* 354: 291-299.
- Thomy Z, Yulisma A, Harnelly E, Susilowati A. 2018. Molecular phylogeny of trees species in Tripa Peat Swamp Forest, Aceh, Indonesia inferred by 5.8S nuclear gen. *Biodiversitas* 19 (4): 1186-1193.
- Van Loo S, Koppejan J. 2008. The Handbook of Biomass Combustion and Co-Firing. Earthscan, London.
- Vassilev SV, Baxter D, Andersen LK., Vassileva CG. 2010. An overview of the chemical composition of biomass. *Fuel* 89: 913-933.
- Virmond E, De Sena RF, Albrecht W, Althoff CA, Moreira RF, Jose´ HJ. 2012. Characterisation of agroindustrial solid residues as biofuels and potential application in thermochemical processes. *Waste Manag* 32 (10): 1952-1961.
- Watanabe T, Watanabe T, Amirta R. 2008. Lignocellulosic Biorefinery for Sustainable Society in Southeast Asia. Proceeding of the 1st Kyoto-LIPI-Southeast Asian Forum, Jakarta.
- Wihersaari M. 2005. Greenhouse gas emissions from final harvest fuel chip production in Finland. *Biomass Bioenerg* 28: 435-443.
- Wiryo, Puteri VNU, Senoaji G. 2016. The diversity of plant species, the types of plant uses and the estimate of carbon stock in agroforestry system in Harapan Makmur Village, Bengkulu, Indonesia. *Biodiversitas* 17 (1): 249-255.
- Widjaya ER, Chen G, Bowtell L, Hills C. 2018. Gasification of non-woody biomass: A literature review. *Renew Sust Energ Rev* 89: 184-193.
- Yudego BM, Arevalo J, Yáñez OD, Dimitriou I, Haapala A, Filho ACF, Selkimäki M, Valbuena R. 2017. Wood biomass potentials for energy in northern Europe: Forest or plantations?. *Biomass Bioenerg* 106: 95-103.
- Yulisma A, Thomy Z, Hamelly E. 2018. Phylogenetic relationships within families Myrtaceae in Tripa swamp forest using internal transcribed spacer (ITS). *Jur Nat* 18 (2): 65-71.

Searching for potential wood biomass for green energy feedstock: A study in tropical swamp-peat forest of Kutai Kertanegara, Indonesia

ORIGINALITY REPORT

10%

SIMILARITY INDEX

7%

INTERNET SOURCES

5%

PUBLICATIONS

4%

STUDENT PAPERS

PRIMARY SOURCES

1	Submitted to Universitas Pendidikan Indonesia Student Paper	3%
2	www.researchgate.net Internet Source	2%
3	onlinelibrary.wiley.com Internet Source	1%
4	conference.fahutan.unmul.ac.id Internet Source	1%
5	Tropical Peatland Ecosystems, 2016. Publication	1%
6	www.bio-conferences.org Internet Source	1%
7	agronomy.emu.ee Internet Source	<1%

Exclude quotes On

Exclude bibliography On

Exclude matches < 10 words