

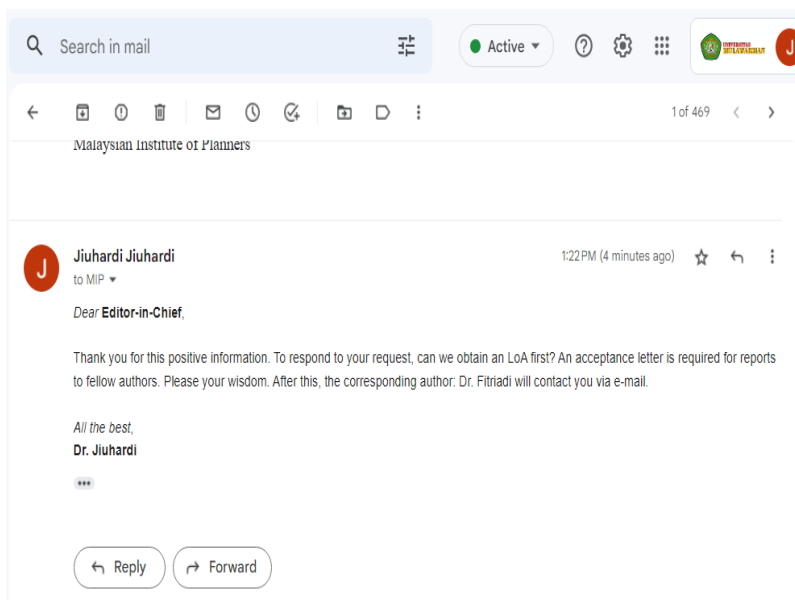
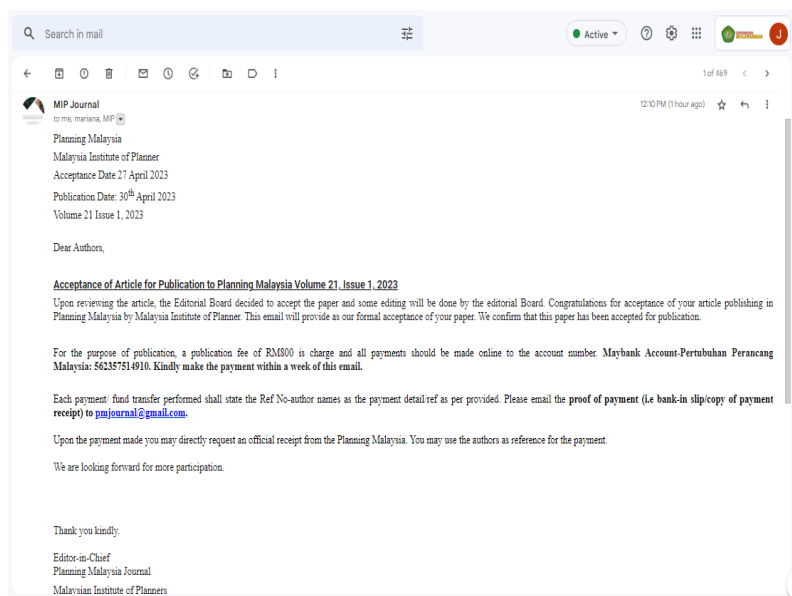


**PLANNING MALAYSIA:**  
*Journal of the Malaysian Institute of Planners*  
**VOLUME 20 ISSUE 3 (2022), Page 35 – 46**

The screenshot shows the registration page of the Planning Malaysia Journal website. The header includes the journal's name, ISSN numbers (1675-4215 for the Malaysian Institute and 0128-0945 for the Journal of Planners), and a user profile for 'Juhardi7703\_1959'. The main content area displays 'Registration complete' with a message: 'Thanks for registering! What would you like to do next?'. It offers four options: 'View Submissions', 'Make a New Submission', 'Edit My Profile', and 'Continue Browsing'. A sidebar on the right contains 'INFORMATION' for Readers, Authors, and Librarians, and a 'KEYWORDS' section featuring a word cloud with terms like 'Sustainable Development', 'GIS', 'COVID-19', 'Malaysia', 'urban planning', 'urban', 'planning', 'urbanisation', 'urban growth', 'urban form', 'urban design', 'urban infrastructure', 'urban systems', 'urban environment', 'urban quality', 'urban satisfaction', and 'urban development'.

The screenshot shows an email from 'Juhardi Juhardi' (juhardi@feb.unmul.ac.id) to 'PMJOURNAL'. The subject is 'Manuscript submission'. The email text reads: 'Dear chief editor: Prof. Dr. Mansor Ibrahim, I'm Dr. Juhardi. Glad to hear good news from you. I have registered for OJS, but it seems the website is currently under maintenance and I can't log back in. Allow me on behalf of a colleague to submit an original article for consideration at PMJ. Waiting for positive confirmation from you. Greetings, Dr. Juhardi'. There is one attachment named 'PMJ+TEMPLATE+...' which is a scanned document from the Malaysian Institute of Planners (MIP) website.

*Jiuhardi Jiuhardi, Rosyadi Rosyadi, Tri Cicik Wijayanti, Fitriadi Fitriadi*  
*What is the Perspective of Millennial Tourists on the Revitalization of Tourism Development in New IKN?*



The image shows a screenshot of an email and a web browser displaying the Planning Malaysia Journal website. The email is from MIP Journal, dated 1:55 PM (9 hours ago), addressed to the author. It contains an acceptance letter and a PDF attachment titled 'acceptance letter...'. The website header includes the journal's logo, ISSN (1675-6215), and contact information. The main content area displays the article title: "WHAT IS THE PERSPECTIVE OF MILLENNIAL TOURISTS ON THE REVITALIZATION OF TOURISM DEVELOPMENT IN NEW IKN?". Below the title, the authors are listed: Juhardi Juhardi, Rosyadi Rosyadi, Tri Cick Wijayanti, and Fitriadi Fitriadi, all from the Faculty of Economics and Business at various Indonesian universities. A sidebar on the right contains information for readers, authors, and librarians, as well as a keyword cloud.

Jiuhardi Jiuhardi, Rosyadi Rosyadi, Tri Cicik Wijayanti, Fitriadi Fitriadi  
What is the Perspective of Millennial Tourists on the Revitalization of Tourism Development in New IKN?



**PLANNING MALAYSIA JOURNAL**  
ISSN : 1675-6215 eISSN : 0128-0945

Malaysian Institute of Planners, 8-01-02, Jalan SS 2/138, Plaza Kolena Jaya, 47301 Petaling Jaya, Selangor Darul Ehsan  
Tel: (603) 03-78770636 / 78770637 Fax: (603) 7877-9636 Email: pmjournal@gmail.com

Reference : PMJ/ AL/ 2023/ 01  
Date : 27<sup>th</sup> April 2023

Jiuhardi Jiuhardi, Rosyadi Rosyadi, Tri Cicik Wijayanti & Fitriadi Fitriadi  
Acceptance Date 27 April 2023  
Publication Date: 30<sup>th</sup> April 2023  
Volume 21 Issue 1, 2023

Dear Authors,

**Acceptance Of Article WHAT IS THE PERSPECTIVE OF MILLENNIAL TOURISTS ON THE REVITALIZATION OF TOURISM DEVELOPMENT IN NEW IKN? For Publication To Planning Malaysia Volume 21, Issue 1, 2023**

Upon reviewing the article, the Editorial Board decided to accept the paper and some editing will be done by the editorial Board. Congratulations for acceptance of your article publishing in Planning Malaysia by Malaysia Institute of Planner. This email will provide as our formal acceptance of your paper. We confirm that this paper has been accepted for publication.

For the purpose of publication, a publication fee of RM800 is charge and all payments should be made online to the account number **Maybank Account-Pertubuhan Perancang Malaysia: 562357514910. Kindly make the payment within a week of this email.**

Each payment/ fund transfer performed shall state the Ref No-author names as the payment detail/ref as per provided. Please email the **proof of payment (Le bank-in slip/copy of payment receipt) to [pmjournal@gmail.com](mailto:pmjournal@gmail.com).**

Upon the payment made you may directly request an official receipt from the Planning Malaysia. You may use the authors as reference for the payment.

We are looking forward for more participation.

Thank you kindly.

Editor-in-Chief  
Planning Malaysia Journal  
Malaysian Institute of Planners



Malaysian Institute of Planners, 8-01-02, Jalan SS 7/13B, Plaza Kelana Jaya, 47301 Petaling Jaya, Selangor Darul Ehsan  
Tel: (603) 03-78770636 / 78770637 Fax: (603) 7877-9636 Email: prjournal@gmail.com

Reference : PMJ/ AJ/ 2023/ 01  
Date : 27<sup>th</sup> April 2023

**MANUSCRIPT PREPARATION:**

**ENGLISH LANGUAGE:**

The Conference Organizers/ Authors should ensure the high quality of ENGLISH LANGUAGE for all accepted Manuscripts. It is the full responsibility of the Conference Organizers to get all manuscripts properly checked/ copyedited for English language. The publisher will NOT assume such responsibility.

1. All papers must undergo English proofreading by a **Certified Proof reader**. Authors must submit the certificate of proofreading to the Editorial Board. Language assessing application such as Grammarly, can only be used as supporting document.

**PUBLICATION FEE:**

Conference Organizers agree to pay RM800 (Ringgit Malaysia 800) non-refundable publishing charges to Planning Malaysia Journal (via **MIP account**) by bank transfer, must be made prior to publication.

\*The Conference Organizer shall provide complete **information of invoice Addressee** for the issuance of the Official invoice.

**TERMS AND CONDITIONS:**

The Conference Organizer submitting the manuscript to Planning Malaysia Journal warrant and represent that any material prepared by the Author(s) for the Journal shall be 100% new, original and unpublished in any form shall not infringe upon or violate any copyright, trademark or other right or privacy of others and manuscripts do not contain any plagiarized, fraudulent and improperly attributed materials.

The conference organizer submitting manuscripts to Planning Malaysia Journal represent and warrant that they have full power and authority to enter into this agreement. The Conference Organizer agree to indemnify and hold the Publisher, it's owners, officers, editors and any of its representatives from any and all claims, demands for any special, indirect, incidental (including without limitation to all liabilities lost opportunities cost, charges), all penalties, statutory, exemplary or punitive damages.

In order to ensure quality publication, we would like to reiterate that authors must observe the requirements listed above to ensure their papers will be selected for publication in the Journal.

Thank you,  
Regards,

**Prof. Dato' Dr. Mansor Ibrahim**  
Editor-in-Chief  
Planning Malaysia Journal  
Malaysian Institute of Planners

## WHAT IS THE PERSPECTIVE OF MILLENNIAL TOURISTS ON THE REVITALIZATION OF TOURISM DEVELOPMENT IN NEW IKN?

**Comment [i-[1]:** The title must also contain the objectivity/geography of the area under study.

Jiuhardi Jiuhardi<sup>1</sup>, Rosyadi Rosyadi<sup>2</sup>, Tri Cicik Wijayanti<sup>3</sup>, Fitriadi Fitriadi<sup>4</sup>

<sup>1,4</sup>*Faculty of Economics and Business*  
UNIVERSITAS MULAWARMAN, SAMARINDA, INDONESIA

<sup>2</sup>*Faculty of Economics and Business*  
UNIVERSITAS TANJUNGPURA, PONTIANAK, INDONESIA

<sup>3</sup>*Faculty of Economics and Business*  
UNIVERSITAS GAJAYANA, MALANG, INDONESIA

### Abstract

**Comment [i-[2]:** What are the research implications? Not mentioned constructively.

The election of East Kalimantan as the new capital city is an optimistic momentum for development stakeholders, especially the tourism industry. The analogy, one of the benchmarks in tourism excellence can be assessed from efforts to change the crisis of tourist confidence into collective certainty. This scientific work aims to detect the factors that influence tourist attractiveness in the new IKN. The core of tourist attraction is built through access to information, tourism facilities, value added tourism, tourism tariffs, and market orientation. The case revolves around six destination clusters based on four IKN tourism buffer zones: Archipelago Zero Point, Mentawir Tourism Village, Bangkirai Hill, Pampang Cultural Village, Tanah Merah Beach, and Balikpapan Botanical Garden. Interview data collection involved 438 millennial tourists from domestic and foreign countries. In principle, the linear regression method is applied to investigate the relationship between variables. As a result, facilities, added value, tariffs, and market orientation have a positive impact on tourist attractiveness. Other statistical outputs clarify that access to information actually has no effect on tourist attractiveness. [This paper also providing holistic findings on tourism revitalization for the future agenda.](#)

**Keyword:** Tourism Industry, Millennial Travelers, Destination Clusters, Regression, Indonesian National Industry Association

<sup>4</sup> Senior lecturer at Universitas Mulawarman. Email: fitriadi@feb.unmul

### INTRODUCTION

The plan taken by the Indonesian government authorities by relocating the government center from Jakarta to the new Archipelago Capital (IKN) in the

**Comment [i-[3]:** Research motivation has not been clearly defined. Referring to the objectivity and orientation of the survey, the parties interviewed must explain their relationship to tourism development. Then, what is the background to the essence of certain stakeholders to support tourism in IKN?

East Kalimantan region is seen as a long-term solution (Van de Vuurst & Escobar, 2020). Even though the actualization of the transfer will take effect in 2045, the supporting facilities have been designed since 2022 (Akhmadi & Himawan, 2021). This movement is also an alternative for equitable development which allows a multiplier effect sustainably. Not only economic urgency, social interaction, infrastructure integration, and administrative office transfers, but also cultural transfer. Related to culture, can not be separated from the element of tourism (Alvarez-Sousa, 2018; Noonan, 2022; Shahzalal, 2016; Viken et al., 2021).

In the tourism context, the reputation of tourist destinations in IKN is still less shining than the 10 priority domestic tours, for example: Labuan Bajo–East Nusa Tenggara, Bromo Tengger Semeru–East Java, Borobudur–Central Java, Tanjung Lesung–Banten, Seribu Islands–Jakarta, Morotai Island –North Maluku, Wakatobi–Southeast Sulawesi, Mandalika–West Nusa Tenggara, Tanjung Kelayang–Bangka Belitung, and Lake Toba–North Sumatra (Lee & Syah, 2018; Wulung et al., 2021). According to Antara & Sumarniasih (2017), Endi & Prasetyo (2020), and Widanta (2021), all destinations from Bali are world-recognized, well-known objects and have international tourist status.

The less popular IKN tourism title is triggered by the lack of access to information, the facilities that are not optimal, the added value of tourism is not fully prominent, the tariffs are seen as expensive, the market orientation is not aggressive, and the mobility of tourist attractions. Ideally, the essence of tourism is to introduce civilization, share insights, channel local wisdom, and recruit potential human resources to be empowered, so that the degree of tourism in an area can grow competently (Heksarini et al., 2020).

[Talking about the millennial generation in making travel decisions is certainly different from other ages. In outline, they are very selective in considering whether a tourist destination is worth visiting or not. The level of knowledge of the millennial generation of tourism conditions is also more complex \(Sofronov, 2018\). The options for selecting tourist areas are determined by many indicators. One of them is the absolute benefit after traveling \(Chen & Petrick, 2016\).](#)

The importance of the tourism sector to development is a symbol of the progress of the center of the country. This is because the role of tourism can create much integration of vital sectors, including financial services, transportation services, hotel accommodation and trade. If the tourism cluster is not covered optimally, it can isolate the enthusiasm of the visitors. Based on the combination of the external and internal pillars described above, it will affect the existence of IKN tourism. The objectivity in this scientific work is to identify factors related to tourist attraction in the new IKN.

## LITERATURE REVIEW

### Tourist Attraction

Balkaran (2013) applying destination attractiveness in the "competitive advantage" literature, where the components that visitors often respond to in the tourism system are competitiveness and the quality of the attractions displayed. In the "tourist preference theory", the most striking primary attributes come from safety, service and information, cost of living, and nominal price (Chang & Chang, 2015).

Specifically, tourist attraction is also constructed by the diversity of festival atmospheres, creativity and characteristics, facilities, service management standards, security guarantees, tourist expectations, and social values embodied in the destination landscape (Li & Yu, 2023). Overall, tourism activity depends on the attractiveness of visitors who react to their ambitions and behavior with the size of the time or duration of the tour (e.g. Botti et al., 2008; Richards, 2002). Moreover, even if an area does not have impressive tourism performance, it can be starting from gradual and revolutionary consistency to produce integrated tourism (Ilmi et al., 2022).

**Comment [i-4]:** For literature, especially the concept that discusses "tourist attractions" must describe the conditions of tourism development. Ideally, this should be related to the place/destination being developed in the IKN.



**Figure 1:** Map of 6 Destinations around IKN

*Source: Own*

**Formatted:** Font: 11 pt

In its development, six tourism points around the IKN area located in East Kalimantan which were highlighted by the government including: Archipelago Zero Point/Titik Nol Nusantara and Mentawir Tourism Village in Sepaku (Penajam Paser Utara), Bangkirai Hill-Samboja (Kutai Kartanegara), Pampang Cultural Village-North Samarinda (Samarinda), Tanah Merah Beach-Tanjung Harapan (Kutai Kartanegara), and Balikpapan Botanical Gardens-



North Balikpapan (Balikpapan). With spatial distances and travel times that are close to each other, it makes it easier for tourists to expose, find sensations, and explore these destinations. The six tourist objects have varied types. Archipelago Zero Point is classified as artificial tourism, Mentawir Tourism Village is categorized as historical civilization tourism, and Pampang Cultural Village is categorized as cultural tourism. Meanwhile, Tanah Merah Beach, Bangkirai Hill, and the Balikpapan Botanical Garden are classified as natural tourist habitats.

### **Information Access**

Access to information in the success of tourism as an inherent key. Its function cannot be separated from one another. Eichhorn et al. (2008), Majeed et al. (2020), and Yen et al. (2021) believes that by activating access to information, it can drive a better tourism scheme. Search for information that is communicative, actual, sophisticated, precise, and meets the requirements, fully enabling access to destinations. Tourist attraction that is poured from the happiness of tourists, generally based on administrative organization and widespread accessibility. That way, the flow of tourism can work efficiently. It is logical to set up the first hypothesis as follows: *Hypothesis 1–Access to information has a positive impact on tourist attractiveness.*

### **Tourism Facilities**

The effectiveness of synergistic facilities automatically increases tourist attractiveness. Ardianto (2019) and Wiweka & Arcana (2019) focusing on the relationship between facility management and tourist hegemony. In practice, this can reduce the tourism acceptance gap, attract interest, and stimulate the majority of visitors to come to the destination. In substance, geographical elements become obstacles if they are not driven by strategic facilities.

The pattern of travel that adopts the distribution and supply of facilities will determine the experience of tourists from where they come from to the destination or vice versa. Tourism service facilities that are concentrated on the involvement and control of architecture, building reconstruction techniques, and atmosphere, are the triggers for tourist arrivals (Lohmann & Netto, 2016; Wang et al., 2023). It makes sense to write the second hypothesis as follows: *Hypothesis 2–Facilities have a positive impact on tourist attractiveness.*

### **Value Added Tourism**

Operationally, Kachniewska (2014) define value added to tourism. In the realization of tourism value creation, the process demonstrates and offers a set of marketing tools.

As an illustration, a destination that is fragmented into a competitive industry has the opportunity to change and open up visitor attractions (Tahar et al., 2018). This opportunity is very flexible with the product characteristics provided by tourist attractions. At the same time, profit and revenue are often the ultimate mission of the tourism business (Boz, 2011). Ultimately, personalization travelers like perceived usability preferences best (Nysveen et al., 2003). Furthermore, the foundation in the third hypothesis is in the following form: *Hypothesis 3–Value added has a positive impact on tourist attractiveness.*

### **Tourism Tariffs**

Issues related to the determination of entrance fees to destinations are often discussed from various papers. Its relevance concerns the value chain and tourism production (Sharpley & Telfer, 2008). For countries that target income based on the tourism structure, of course they depend on the routine benefits of tourists (Eugster et al., 2022). On the contrary, Shimizu & Hisayuki (2022) argues that if the national tourism regulations apply a strict tariff setting pattern, the welfare and wage ratio will actually decline. However, reforms to tourism costs can reduce environmental degradation.

Beladi et al. (2015), Kim et al. (2006), and Mousavi et al. (2021) explained that in economic development, tourism expansion and aspects of tourism tariffs reinforce each other. Tourism tariffs in developing markets, on a small and open scale, will elaborate on consumption, taxes and exchange rates in the contemporary term. Government intervention through the provision of appropriate tariffs can control hotel price monopolies, balance price elasticity, and control the tourism mechanism. The corridor in the fourth hypothesis is presented in the following scenario: *Hypothesis 4–Tariffs have a positive impact on tourist attractiveness.*

### **Market Orientation**

Tourism business orientation can work when it is based on services. Entities in the tourism market are characterized by transitions in the balance of supply and demand that are realized by satisfying the needs of tourists. Within the scope of tourism, services operating in the tourism market must be packaged and diversified in an inclusive manner. Tourism actors must understand all the consequences and reciprocal effects between marketing methods and market implementation. In the topic of tourist satisfaction and behavioral intention, these two situations are either opposite or compatible. Often, the orientation of the tourism market is irrational, where travel agents do not directly mediate the wishes of visitors. Universally, companies convert market orientation into value perceived by tourists (Anabila et al., 2021; Bigné et al., 2005; Jaensson, 2015; Panasiuk, 2021; Polo Peña et al., 2013; Tsiotsou & Vlachopoulou, 2011).

Referring to the complications of the concept above, the following hypothesis is formulated: *Hypothesis 5–Market orientation has a positive impact on tourist attractiveness.*

## RESEARCH METHODOLOGY

### Data and Sampling

The primary data set is collected from surveys. The interview phase was carried out offline by directly inviting resource persons. The interview equipment consisted of: a questionnaire containing a list of questions, a smartphone to record all conversations and documentation, as well as a notebook to record complementary evidence.

The specified sample is the cluster population. The instrument in the cluster sample is set based on the millennial generation version of foreign and national tourists. From a demographic point of view, this group is aged between 29–42 years or those born in 1981–1994. Other criteria of informants include: being willing to be interviewed, filling out questionnaires without coercion, being verified as having visited all IKN tours, and conducting professional assessments.

**Comment [i-[5]:** The implementation of the interview/survey process must be demonstrated. When is data collection done?

**Table 1:** Estimates on the Sample

Destinations	Sample	Percentage
Archipelago Zero Point	57	13%
Mentawir Tourism Village	30	6.8%
Bangkirai Hill	69	15.8%
Pampang Cultural Village	111	25.3%
Tanah Merah Beach	77	17.6%
Balikipapan Botanical Gardens	94	21.5%
<b>Total (n)</b>	<b>438</b>	<b>100%</b>

Source: compilation of government publications

The sample volume is 438 units. The proportion of the sample is described in Table 1. Observations follow the trend of the highest level of visits based on official government documents. [Concretely, the intensity of tourist visits is most dominant during the holiday season: December 2022 to January 2023.](#)

### Parameter

Quantitative approaches are used in the capacity of empirical testing. The variable model is divided into two phases: independent and dependent. Each variable has an articulation that is modified according to the direction of the relationship. The definitions on the variables are summarized in Table 2.

**Table 2:** Variable Content

Item	Dimensions	Author(s)
<i>Dependent variable</i>		
Tourist attraction	Ancillary services, amenities, accessibilities, and beauty	Balkaran (2013), Botti et al. (2008), Chang & Chang (2015), Ilmi et al. (2022), Li & Yu (2023), Richards (2002)
<i>Independent variable</i>		
Information access	Maintenance of information channels, communicative, complaints skills, protecting tourist identity, and problem-solving	Eichhorn et al. (2008), Majeed et al. (2020), Yen et al. (2021)
Tourism facilities	Travel agent services, tour operators, transportation, hotels, restaurants and bars, clean water installations, places of worship, sports halls, spa, souvenir shops, and health facilities	Ardianto (2019), Lohmann & Netto (2016), Yen et al. (2021), Wiweka & Arcana (2019), Wang et al. (2023)
Value added tourism	Innovation, adaptability, tourism community training, destination certification, return visits, and art festivals	Boz (2011), Kachniewska (2014), Nysveen et al. (2003), Tahar et al. (2018)
Tourism tariffs	Ticket prices, parking fees, pricing, and tariff compliance with the product	Beladi et al. (2015), Eugster et al. (2022), Kim et al. (2006), Mousavi et al. (2021), Sharpley & Telfer (2008), Shimizu & Hisayuki (2022)
Market orientation	Coordination between functions, competitor orientation, promotion, tourist orientation, and promotion commitment	Anabila et al. (2021), Bigné et al. (2005), Jaensson (2015), Panasiuk (2021), Polo Peña et al. (2013), Tsiotsou & Vlachopoulou (2011)

Implicitly, the dependent variable is indicated by the independent variable. The independent variable is transformed and predicts the dependent variable. Each variable is represented by a mutually synchronized relationship.

### Analysis Method

After the questionnaire was obtained, the data was extracted via a Likert scale. The psychological perception of the respondents was confirmed into ten points, where 10: "very adequate" to 0: "inadequate". Then, the survey data was extracted using statistical software. Linear regression analysis calculates quantitative findings. In regression interpretation, statistical assumptions are tabulated in 3 steps. First, construct test (reliability), sample comparative test (mean), and test the accuracy or validity (product moment correlation). The

second is the model fit test (determination) and the third is the partial test (T-statistics and path coefficient).

## ANALYSIS AND DISCUSSION

Table 3 reports the characteristics of informants based on nationality, gender, age, experience of visiting IKN destinations, and work background. In detail, the majority of tourists come from domestic (42.5 percent) and from outside Indonesia or are still within the scope of Asia (23.3 percent). Among them, only a few tourists came from Africa (0.9 percent) and Europe (2.1 percent). This survey is aimed at tourists from seven continents. In fact, tourists at the IKN are dominated by men (55.5 percent) rather than women (44.5 percent).

**Comment [i-[6]:** The discussion must use justification or at least comparative phenomena based on empirical findings. Comparative studies other destinations need to be compared one by one. Also, detail linkages to variable relationships are discussed.

**Table 3:** Resource Person Profiles

	Frequency (F)	Percentage
<i>Citizenship:</i>	<b>438</b>	<b>100%</b>
• Domestic	186	42.5%
• Europe	9	2.1%
• Asia (outside Indonesia)	102	23.3%
• South America	29	6.6%
• North America	33	7.5%
• Africa	4	0.9%
• Australia	75	17.1%
<i>Gender:</i>	<b>438</b>	<b>100%</b>
• Female	195	44.5%
• Male	243	55.5%
<i>Age:</i>	<b>438</b>	<b>100%</b>
• 29 years	80	18.3%
• 30 years–33 years	41	9.4%
• 34 years–37 years	157	35.8%
• 38 years–41 years	119	27.2%
• 42 years	41	9.4%
<i>Visiting experience:</i>	<b>438</b>	<b>100%</b>
• < 3x	100	22.8%
• > 3x	338	77.2%
<i>Professional background:</i>	<b>438</b>	<b>100%</b>
• Employee	195	44.5%
• Entrepreneurship	166	37.9%
• Student	77	17.6%

*Source: Own*

So far, the most prominent respondents are 34–37 years (35.8 percent), 38–41 years (27.2 percent), and 29 years (18.3 percent). The rest, only 9.4 percent, are aged 30–33 or 42 years. Uniquely, since the destination area has reopened after the lock-down policy which before closed and restricted tourists from January 2021 to December 2022, now the majority of destinations in IKN

are favorites. This is evident from the surge in tourists, where 77.2 percent admitted that they had visited more than 3 times. Meanwhile, 22.8 percent of tourists visited the tourist spot less than 3 times. Table 3 also claims that 44.5 percent of the interviewees have careers as employees, 37.9 percent are entrepreneurs, and 17.6 percent are still school and campus students.

Table 4 corrects the eligibility of the questionnaire referring to the millennial tourist experience. The first evaluation is reliability–mean–validity. The reliability test measures the reliability and consistency of the questionnaire, where the premise is  $\geq 0.7$ . Generally, the two variables exceed the specified reliability limits or tourist attractiveness ( $\alpha = 0.739$ ) and market orientation ( $\alpha = 0.775$ ), so that "reliability is sufficient". Interestingly, the other four variables have an alpha score  $> 0.8$ . This suggests that tests on access to information ( $\alpha = 0.850$ ), tourism facilities ( $\alpha = 0.896$ ), value added tourism ( $\alpha = 0.812$ ) and tourism tariffs ( $\alpha = 0.867$ ) consistently present "strong reliability". In the mean test, visualized ordinal data based on the Likert scale. Tourist attraction is only slightly different from other variables. As a result, the average mean on tourist attraction is 4.96 or "moderate" and it is concluded that it is close to "inadequate". Based on per dimension in tourist attraction, the highest beauty ( $\bar{x} = 5.94$ ) and the smallest is accessibility ( $\bar{x} = 4.13$ ). On the other hand, five variables: access to information ( $\bar{x} = 6.55$ ), tourism facilities ( $\bar{x} = 6.28$ ), value added tourism ( $\bar{x} = 6.57$ ), tourism tariffs ( $\bar{x} = 5.99$ ), and market orientation ( $\bar{x} = 6.28$ ) has a mean score that is close to "very adequate". The peak, from the highest to the lowest dimension based on the five is very varied. For access to information: problem-solving ( $\bar{x} = 6.71$ ) and complaint skills ( $\bar{x} = 6.38$ ), tourism facilities: hospitality ( $\bar{x} = 8.50$ ) and transportation ( $\bar{x} = 4.76$ ), value added tourism destination certification ( $\bar{x} = 8.38$ ) and tourism community training ( $\bar{x} = 4.77$ ), tourism tariffs: pricing ( $\bar{x} = 6.70$ ) and ticket prices ( $\bar{x} = 5.23$ ), and market orientation: competitor orientation ( $\bar{x} = 7.92$ ) and discount ( $\bar{x} = 4.89$ ).

**Table 4:** Matrix of Questionnaire Eligibility

Item/Dimensions	Reliability ( $\alpha$ )	Mean ( $\bar{x}$ )	Validity ( $r_{xy}$ )
<i>Tourist attraction:</i>	<b>.739</b>	<b>4.96</b>	
• Ancillary services		4.31	.888
• Amenities		5.44	.814
• Accessibilities		4.13	.774
• Beauty		5.94	.906
<i>Information access:</i>	<b>.850</b>	<b>6.55</b>	
• Maintenance of information channels		6.40	.747
• Communicative		6.65	.725
• Complaints skills		6.38	.855
• Protecting tourist identity		6.59	.756
• Problem-solving		6.71	.824

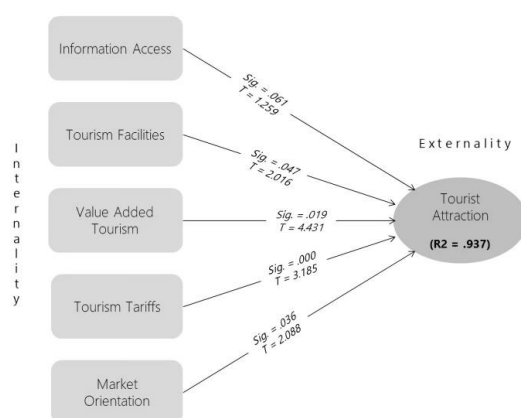
<i>Tourism facilities:</i>	<b>.896</b>	<b>6.28</b>	
• Travel agent services		6.02	.854
• Tour operators		5.43	.837
• Transportation		4.76	.915
• Hotels		8.50	.904
• Restaurants and bars		7.62	.810
• Clean water installations		5.86	.883
• Places of worship		6.53	.922
• Sports halls		7.14	.756
• Spa		5.55	.931
• Souvenir shops		6.44	.763
• Health facilities		5.25	.814
<i>Value added tourism:</i>	<b>.812</b>	<b>6.57</b>	
• Innovation		7.64	.879
• Adaptability		6.60	.920
• Tourism community training		4.77	.722
• Destination certification		8.38	.552
• Return visits		4.53	.641
• Art festivals		7.51	.707
<i>Tourism tariffs:</i>	<b>.867</b>	<b>5.99</b>	
• Ticket prices		5.23	.608
• Parking fees		6.38	.735
• Pricing		6.70	.641
• Tariff compliance with the product		5.66	.706
<i>Market orientation:</i>	<b>.775</b>	<b>6.28</b>	
• Coordination between functions		5.47	.743
• Competitor orientation		7.92	.838
• Discount		4.89	.794
• Tourist orientation		6.01	.609
• Promotion commitment		7.11	.710

*Source: Own*

The validity test is to assess the quality of the questionnaire, where the validity must be above the *r-table* ( $r\text{-value} > 0.119$ ). Table 4 shows that of the 35 dimensions in the six variables above, it was found that the highest *r-value* score was spa ( $r_{xy} = 0.931$ ), while the smallest *r-value* was destination certification ( $r_{xy} = 0.552$ ). Even though the points on all dimensions exceeded the threshold, "spa" symbolizes the accuracy of a measuring instrument at the level of mastery in certain materials that is in line with the understanding of tourists. In other words, this dimension is so dominant than the other 34 dimensions.

Figure 4-2 reflects the causality relationship. The determination test is to calculate the proportion of variation in the dependent variable simultaneously, while the partial test is to determine the individual strength of each independent variable against the dependent. Based on the 5 percent probability level ( $\rho < 0.05$ ), confirms that the empirical findings follow the

proposed hypotheses 2, 3, 4, and 5, but eliminates hypothesis 1. Referring to the standard  $t$ -table = 1.789, there is a positive influence between tourism facilities ( $t$ -value = 2.016), value added tourism ( $t$ -value = 4.431), tourism tariffs ( $t$ -value = 3.185) and market orientation ( $t$ -value = 2.088) on tourist attractions. The strongest linkage is the influence of tourist tariffs on tourist attractiveness, where  $\rho = 0.000$ . Access to information has no impact on tourist attractiveness because  $t$ -value = 1.259 or smaller than the provisions. The coefficient of determination ( $R^2$ ) of 0.937 concludes that the strength of tourist attraction is determined by all variables. The error value outside the discussed model is 0.063.



**Figure 12:** Projection from Regression  
 Source: Own

[Amid the nuances of tourism, Biswas et al. \(2020\), Genç & Genç \(2017\), Joseph et al. \(2022\), Kirom et al. \(2018\), Panasiuk \(2021\), Pandža Bajš \(2015\), Putri et al. \(2021\), Raimkulov et al. \(2021\), Vengesayi et al. \(2009\), and Yen et al. \(2021\) examines tourist attraction driven by access to information, tourism facilities, value added tourism, tourism tariffs, and market orientation. Simultaneously, openness management influences a large part of the attractiveness of destinations across countries. At Hazrat Shahjalal–Bangladesh International Airport, the gap in tourist satisfaction can be reduced with relevant informational advertising. For the case of backwater tourism in Kerala–India, facility maintenance is able to maintain tourist interest and awareness. The core determinant of the attractiveness of holidaymakers to Zimbabwe, is generally supported by equal and complementary facilities. For example, Croatian tourists' loyalty to destinations in Dubrovnik is fueled by the destination's display of added value. The actions and satisfaction of tourists when visiting](#)



Malang–Indonesia are always synonymous with the capital and resources channeled by the tourism ecosystem. The image of the destination and the attractiveness of the price revived the participation of American tourists who repeatedly visited the Silk Road–Uzbekistan tour. One of the motivations for tourists to be interested in visiting the Patuha Mountains–West Java (Indonesia) is dominated by flash packers based on the visiting fee package.

In a tourism market that is oriented towards a global environment, market segmentation is not only focused on innovation, promotion or profit, but on overcoming and maintaining market position. In Poland, for example, tourism services offered and accompanied by appropriate marketing orientation to tourists are the most fundamental things in the liberalization of tour operators.

## CONCLUSION

This work investigates the causality between tourism internalities (access to information, facilities, added value, tariffs, and market orientation) to external tourism which implies tourist attraction. Comprehensively, the more tourism facilities, value added tourism, tourism tariffs, and market orientation are leveled, the more positive impact with a significant direction on tourist attractiveness for the long-term. Yet, although access to information has a significant effect, it does not affect tourist attractiveness.

Theoretical implications provide critical input for IKN tourism to upgrade access to information skillfully. Further implications lead to tourism stakeholders who must be sensitive in taking and determining extra policies in handling destinations. Therefore, future research proposes contributions from academics to consider internal risks beyond the discussion highlighted in the sustainability of tourist attractions. In addition to variable dimensions, sample determination also considers and is distributed across tourists.

## REFERENCES

- Akhmadi, M. H., & Himawan, A. R. (2021). Determination of financial feasibility of Indonesia's new capital road construction project using scenario analysis. *Planning Malaysia*, 19(3), 190–201.
- Ardianto, E. (2019). Culture, technology, and tourism (CTT) theory: An ontological perspective. *Global Research on Tourism Development and Advancement*, 1(1), 50-61.
- Alvarez-Sousa, A. (2018). The problems of tourist sustainability in cultural cities: Socio-political perceptions and interests management. *Sustainability*, 10(2), 503.
- Anabila, P., Achiriga, V., Okpattah, B., & Asare, S. (2021). Market orientation and behavioural intentions of tourists in Ghana's tourist destinations: The mediation role of tourist satisfaction. *Journal of Strategic Marketing*, 31(1), 99-115.
- Antara, M., & Sumarniasih, M. S. (2017). Role of tourism in economy of Bali and Indonesia. *Journal of Tourism and Hospitality Management*, 5(2), 34-44.

**Comment [1-[7]:** Reference not clear. References must be accompanied by relevant and up-to-date citations. Remove redundant citations that are not part of your article!

- Balkaran, S. (2013). The application of the theory of visitor attractions and its impact on the competitive advantage of the tourism sector in Durban, South Africa. *Journal of Economics and Behavioral Studies*, 5(8), 546-552.
- Beladi, H., Chao, C.-C., & Laffargue, J. P. (2015). Tariff and consumption tax reforms in a developing tourism economy. *Journal of International Trade and Economic Development*, 24(6), 822-834.
- Bigné, J. E., Andreu, L., Küster, I., & Blesa, A. (2005). Quality market orientation: Tourist agencies' perceived effects. *Annals of Tourism Research*, 32(4), 1022-1038.
- [Biswas, C., Omar, H. & Rashid-Radha, J. Z. R. \(2020\). The impact of tourist attractions and accessibility on tourists' satisfaction: The moderating role of tourists' age. \*GeoJournal of Tourism and Geosites\*, 32\(4\), 1202–1208.](#)
- Botti, L., Peypoch, N., & Solonandrasana, B. (2008). Time and tourism attraction. *Tourism Management*, 29(3), 594-596.
- Boz, M. (2011). Leakages and value added in international tourism revenues; Tourism satellite account as a measurement method. *International Journal of Business and Social Science*, 2(24), 198-206.
- Chang, J.-R., & Chang, B. (2015). The development of a tourism attraction model by using fuzzy theory. *Mathematical Problems in Engineering*, 2015, 643842.
- [Chen, C.-C., & Petrick, J. F. \(2016\). The roles of perceived travel benefits, importance, and constraints in predicting travel behavior. \*Journal of Travel Research\*, 55\(4\), 509–522.](#)
- Eichhorn, V., Miller, G., Michopoulou, E., & Buhalis, D. (2008). Enabling access to tourism through information schemes?. *Annals of Tourism Research*, 35(1), 189-210.
- Endi, F., & Prasetyo, D. (2020). Factors influencing french tourists to visit Bali. *Tourism Research Journal*, 4(1), 25-44.
- Eugster, J., Jaumotte, F., MacDonald, M., & Piazza, R. (2022). The effect of tariffs in global value chains. *IMF Working Paper*, No. 2022/040.
- [Genç, R., & Genç, E. A. \(2017\). Market-oriented innovations in tourism. \*Research in Hospitality Management\*, 7\(1\), 51–58.](#)
- Heksarini, A., Maria, S., & Lestari, D. (2020). Knowledge management to organizational innovation tourism development from Samarinda City, Indonesia. *Technology Reports of Kansai University*, 62(9), 5471-5479.
- Ilmi, Z., Asnawati, A., Judiarni, J. A. Sampeliling, A., Haribowo, R., & ZA, S. Z. (2022). What drives the tourism industry in Samarinda? an empirical evidence. *GeoJournal of Tourism and Geosites*, 43(3), 976–985.
- Jaensson, J. E. (2015). Market orientation in the tourism industry. In: Noble, C. (eds) *Proceedings of the 1999 Academy of Marketing Science (AMS) Annual Conference*. Developments in Marketing Science: Proceedings of the Academy of Marketing Science. Springer, Cham.
- [Joseph, L. C., Soundararajan, V., & Parayitam, S. \(2022\). The relationship between attraction, perception of service, opportunities and tourist satisfaction in](#)

[backwater tourism in Alappuzha district of Kerala in India. \*Tourism and Hospitality Research\*, 22\(3\), 314–335.](#)

- Kachniewska, M. (2014). Tourism value added creation through a user-centric context-aware digital system. *Ekonomiczne Problemy Turystyki*, 4(28), 103-118.
- Kim, H. J., Chen, M. H., & Jang, S. S. (2006). Tourism expansion and economic development: The case of Taiwan. *Tourism Management*, 27(5), 925–933.
- [Kirom, N. R., Sudarmatin, S., & Putra, I. W. J. \(2018\). The influence of tourist attractions towards the tourists' satisfaction. \*KnE Social Sciences\*, 3\(3\), 270–288.](#)
- Li, J., & Yu, G. (2023). Constructing the festival tourist attraction from the perspective of Peircean semiotics: The case of Guangzhou, China. *PLoS ONE*, 18(2), e0282102.
- Lee, J. W., & Syah, A. M. (2018). Economic and environmental impacts of mass tourism on regional tourism destinations in Indonesia. *The Journal of Asian Finance, Economics and Business*, 5(3), 31–41.
- Lohmann, G., & Netto, A. P. (2016). *Tourism theory: Concepts, models and systems*. CABI: Oxfordshire.
- Majeed, S., Zhou, Z., Lu, C., & Ramkissoon, H. (2020). Online tourism information and tourist behavior: A structural equation modeling analysis based on a self-administered survey. *Frontiers in Psychology*, 11, 599.
- [Maria, S., Lestari, D., & Darma, D. C. \(2022\). The existence of tourist visits in samboja, indonesia: A prediction. \*Journal of Business on Hospitality and Tourism\*, 8\(1\), 98–113.](#)
- Mousavi, E. S., Hafezalkotob, A., Makui, A., & Sayadi, M. K. (2021). Hotel pricing decision in a competitive market under government intervention: A game theory approach. *International Journal of Management Science and Engineering Management*, 16(2), 83-93.
- Noonan, L. (2022). The role of culture as a determinant of tourism demand: Evidence from European cities. *International Journal of Tourism Cities*, 8(4), 965-986.
- Nysveen, H., Methlie, L. B., & Pedersen, P. E. (2003). Tourism web sites and value-added services: The gap between customer preferences and web sites' offerings. *Information Technology & Tourism*, 5(3), 165–174.
- [Pandža Bajs, I. \(2015\). Tourist perceived value, relationship to satisfaction, and behavioral intentions: The example of the Croatian tourist destination Dubrovnik. \*Journal of Travel Research\*, 54\(1\), 122–134.](#)
- [Panasiuk, A. \(2021\). Marketing orientation of entities on the tourism market. \*Sustainability\*, 13\(21\), 12040.](#)
- Polo Peña, A. I., Frías Jamilena, D. M., & Rodríguez Molina, M. Á. (2013). Market orientation as a strategy for the rural tourism sector: Its effect on tourist behavior and the performance of enterprises. *Journal of Travel Research*, 52(2), 225–239.
- [Putri, D. A., Susilowati, M. H. D., & Semedi, J. M. \(2021\). Tourist attraction and tourist motivation in the Patuha Mountain area, West Java. \*Indonesian Journal of Geography\*, 53\(1\), 95–102.](#)
- [Raimkulov, M., Juratgunov, H., & Ahn, Y. \(2021\). Destination Attractiveness and](#)

[memorable travel experiences in silk road tourism in Uzbekistan. \*Sustainability\*, 13\(4\), 2252.](#)

Richards, G. (2002). Tourism attraction systems: Exploring cultural behavior. *Annals of Tourism Research*, 29(4), 1048-1064.

Shahzalal, M. (2016). Positive and negative impacts of tourism on culture: A critical review of examples from the contemporary literature. *Journal of Tourism, Hospitality and Sports*, 20, 30-34.

~~Sharpley, R. (2021). Tourism and development theory: Which way now?. *Tourism Planning & Development*, 19(1), 1-12.~~

Sharpley, R., & Telfer, D. J. (2008). *Tourism and development in the developing world*. Routledge: Abingdon.

Shimizu, T., & Okamoto, H. (2022). Tourism infrastructure and the environment: how does environmental regulation affect welfare, tourism industry, and domestic wage inequality?. *Japanese Economic Review*, 74, 59-85.

[Sofronov, B. \(2018\). Millennials: A new trend for the tourism industry. \*Annals of Spiru Haret University. Economic Series\*, 18\(3\), 109-122.](#)

Tahar, Y. B., Haller, C., Massa, C., & Bédé, S. (2018). Designing and creating tourism experiences: adding value for tourists. In: *Sotiriadis, M. (Ed.), The Emerald Handbook of Entrepreneurship in Tourism, Travel and Hospitality*. Emerald Publishing Limited, Bingley, pp. 313-328.

Tsiotsou, R. H., & Vlachopoulou, M. (2011). Understanding the effects of market orientation and e-marketing on service performance. *Marketing Intelligence & Planning*, 29(2), 141-155.

Van de Vuurst, P., & Escobar, L. E. (2020). Perspective: Climate change and the relocation of Indonesia's capital to Borneo. *Frontiers in Earth Science*, 8, 5.

[Vengesayi, S., Mavondo, F., & Reisinger, Y. \(2009\). Tourism destination attractiveness: Attractions, facilities, and people as predictors. \*Tourism Analysis\*, 14\(5\), 621-636.](#)

Viken, A., Höckert, E., & Grimwood, B. S. R. (2021). Cultural sensitivity: Engaging difference in tourism. *Annals of Tourism Research*, 89, 103223.

Wang, S., Wang, J., Shen, W., & Wu, H. (2023). The evaluation of tourism service facilities in Chinese traditional villages based on the living protection concept: Theoretical framework and empirical case study. *Journal of Asian Architecture and Building Engineering*, 22(1), 14-31.

Widanta, A. (2021). Analysis of factors influencing the interest of foreign tourists to revisit Bali. *Jurnal Ekonomi Kuantitatif Terapan*, 14(1), 191-218.

Wiweka, K., & Arcana, K. T. P. (2019). Rethinking the theory of tourism: What is tourism system in theoretical and empirical perspective?. *Journal of Business on Hospitality and Tourism*, 5(2), 318-336.

Wulung, S. R. P., Yuniawati, Y., & Andari, R. (2021). *Covid-19 and Indonesian super-priority tourism destinations, 1st Edition*. Routledge: Oxfordshire, UK.

[Yen, H.-P., Chen, P.-C., & Ho, K.-C. \(2021\). Analyzing destination accessibility from the perspective of efficiency among tourism origin Countries. \*SAGE Open\*.](#)

[11\(2\), 1-14.](#)

|