

Trend and Visualization of Virtual Reality & Augmented Reality in Physics Learning From 2002-2021

Binar Kurnia Prahani¹, Hanandita Veda Saphira², Firmanul Catur Wibowo³,
Misbah⁴, Nurul Fitriyah Sulaeman⁵

¹ Universitas Negeri Surabaya, Indonesia, binarprahani@unesa.ac.id, ORCID ID 0000-0002-5606-6629

² Universitas Negeri Surabaya, Indonesia, ORCID ID 0000-0002-3609-952X

³ Universitas Negeri Jakarta, Indonesia, ORCID ID 0000-0001-9632-6061

⁴ Universitas Lambung Mangkurat, Indonesia, ORCID ID 0000-0002-8035-1702

⁵ Universitas Mulawarman, Indonesia, ORCID ID 0000-0001-5098-0615

ABSTRACT

Augmented Reality (AR) & Virtual Reality (VR) are now wide open to all fields. The objectives of this study are to analyze the comparison of trend research on the top 200 cited AR and VR publications in all areas, to identify the comparison of trend mapping visualization on AR and VR publications in Physics learning research, to compare the top 10 most productive author of the AR and VR in Physics learning research, to determine the top-cited author, subject areas and affiliation of the AR and VR in Physics learning research, to analyze the comparison of the distribution of AR and VR publications in Physics learning research. This research analyzes bibliometrics on 'AR' and 'VR' keywords as general fields and specifies it to implement AR and VR in Physics education and compare them. The metadata gathered is from the Scopus database and investigated by VOSViewer. This research shows that the trend of research in AR and VR in all fields is increasing each year. The top keywords used in AR and VR to Physics learning are 'AR' and 'VR', with total link strengths of 479 and 1,882. AR and VR can be integrated into the classroom from toddler to secondary school. Implications of the review of the top 10 cited publications require more improvement and optimization of AR and VR stability.

RESEARCH ARTICLE

ARTICLE INFORMATION

Received:

21.04.2022

Accepted:

20.10.2022

KEYWORDS:

Augmented reality,
bibliometric,
physics learning,
virtual reality.

To cite this article: Prahani, B.K., Saphira, H.V., Wibowo, F.C., Misbah, & Sulaeman, N.F. (2022) Trend and visualization of virtual reality & augmented reality in physics learning from 2002-2021. *Journal of Turkish Science Education*, 19(4), 1096-1118.

Introduction

Using emerging technology in the education process nowadays is necessary. Technology is changing much faster than ever, so technology-related skills need to be developed early in education (Hashim, 2018; Kuppasamy, 2020; Putranta et al., 2021; Tilhou et al., 2020). Technology and education are necessary elements of the academic system (Dzurainin et al., 2018; Grippa et al., 2018; Van de Oudeweetering & Voogt, 2018; Williams, 2019). Integrating practices and technologies can impact the future development of education, such as Augmented reality (AR) technology, student achievement analysis, educational applications of machine learning/artificial intelligence, open education resources, and adaptive learning technology (Yan, 2021).

Virtual reality (VR) and AR are now wide open to all fields of education. VR and AR are not new technologies (Elmqaddem, 2019). AR and VR are active areas of research and education as a technology that enables educators and teaching-learning processes (Gudoniene & Rutkauskiene, 2019; Huang et al., 2019). While AR extends the current perception of reality, VR replaces the real world with a simulated world (Blazauskas & Gudoniene, 2020; Martin et al., 2018; Motejlek & Alpay, 2019). The use of AR and/or VR in education provides an immersive multimodal environment enhanced by multiple sensory traits, providing effective tools for enhancing learning and useful for helping K-12 students (Zhou et al., 2020).

AR is a technology that can superimpose computer-generated virtual visualization output indirectly and/or directly on a real environment in real-time (Aggarwal & Singhal, 2019; Baker et al., 2020; Lee, 2012) and real-world (Chen et al., 2019). Since then, there have been many approaches and various have been used to design AR for educational purposes (Wu et al., 2013). Meanwhile, the simplest definition of VR is the replacement of experiences of more than one physical with a virtual thrill (Coburn et al., 2017) or simulation environment (Nomura & Sawada, 1999). VR has existed since the 1960s (Huang et al., 2015). VR has become one of the extensive technologies discussed all around fields in terms of applications, uses, and various types, and can bring tremendous benefits in the real world (Saeed et al., 2017).

In the education field, studies show a variety of topics of interest: Intercultural learning through VR technology (Akdere et al., 2021); Immersed VR in a virtual laboratory in the subject of digital engineering (Khairudin et al., 2019); VR reinforces student learning through hands-on activity and educates students about innovative learning models used in technology (Kustandi et al., 2020) and also fostering students' critical thinking skills through the VR laboratory (Ikhsan et al., 2020). While in the AR research, namely meta-Analysis of Education in 2018 (Hantono et al., 2018); Mapping AR to education in Web of Science database (WOS) (López-Belmonte et al., 2020); Trends AR in education during from 2006 to 2016 (Altinpulluk, 2019). Not only the education field, AR and also VR technology researches are widely abroad to field such as industry (Gattullo et al., 2019), tourism (Cranmer et al., 2020), health science, and medical anatomy (Moro et al., 2017), dentistry (Huang et al., 2018), business (El-Seoud & Taj-Eddin, 2019). Based on the findings, many researchers identified AR, and there is potential for future work (Arslan et al., 2020; Hedberg et al., 2018).

Although research publications on AR and VR tend to increase every year, the trend of these research remain unclear. Therefore, it takes research to find out how AR and VR are used in each area of research to find future novelty and research ideas. In addition, the use of AR and VR in the field of education also needs to be known to be an opportunity for research studies and learning innovations in the future. Previous publications tend to immerse AR and VR in the general learning process. Despite this, researchers tend to conduct bibliometric research to compare AR and VR trends research through Scopus over the past 20 years and the contribution of AR and VR in Physics education to specify the previous research. This research is focused on Physics education because in physics learning many abstract (Astra et al., 2021), microscopic (Darman et al., 2019), and macroscopic concepts are found (Levrini et al., 2020). Whereas AR and VR assistance will be very useful in learning physics. So VR and AR can be physics learning aids that are currently being discussed.

Research Objectives

This research analyzes bibliometrics on 'AR' and 'VR' keywords as general fields and specifies it to implement AR and VR in Physics education and compare them. The publications indexed by Scopus are used to collect the metadata and the VOSViewer application will be an assistant tool. This research is expected to compare trends, patterns, novelty, and future research in AR and VR through all-around fields and in the Physics education field during the past twenty years (2002-2021). Specifically, the objectives of this research are as follows:

1. To compare trend research on the top 200 cited to represent the AR and VR publications in all fields during 2002-2021.

2. To analyze the comparison of the subject areas, countries, and top affiliations that have contributed to the top 200 cited AR and VR publications in all fields during 2002-2021.
3. To identify the comparison of trend mapping visualization on AR and VR publications in Physics learning research during 2002-2021.
4. To identify the comparison of the top 10 most productive authors of AR and VR in Physics learning research during 2002-2021.
5. To identify the comparison of the top-cited author, subject areas, and affiliation of AR and VR in Physics learning research during 2002-2021.
6. To analyze the comparison of the distribution of AR and VR publications in Physics learning research during 2002-2021.
7. To analyze the top 10 cited publications in AR and VR in Physics learning research during 2002-2021.

Methods

This research is bibliometric research using descriptive analysis. This research used Scopus as a structured database to analyze the published data (Aria & Cuccurullo, 2017; Goli & Haghghinasab, 2022; Mongeon & Paul-Hus, 2016; Shubina et al., 2021; Thu et al., 2021). Scopus has become the largest database and has more than 77.8 million core records from different various fields with various metadata and document types, either non-academic or academic fields (Hernández et al., 2021; Nurdin et al., 2021; Pham-Duc et al., 2021; Prancutė, 2021; Singh et al., 2021; Thu et al., 2021). Also, Scopus has a loading of sources 70% greater than Web of Science (López-Illescas et al., 2008; Supriadi et al., 2021). Bibliometrics consists of four phases, namely: (1) defining a study design, (2) collecting data through the criteria, (3) data analysis, and (4) interpreting and visualizing data (Kamarrudin et al., 2022; Lorenzo et al., 2022; Marulanda-Grisales & Vera-Acevedo, 2022). In this research, two filterings were performed on data criteria. Finally, the process of this research to determine the use of AR and VR in general fields is as in **Figure 1**. Then, Researchers specify the keyword to know AR and VR impact or contribution to Physics learning as in **Figure 2** during the past twenty years.

Figure 1

Research Flowchart to the General Keywords

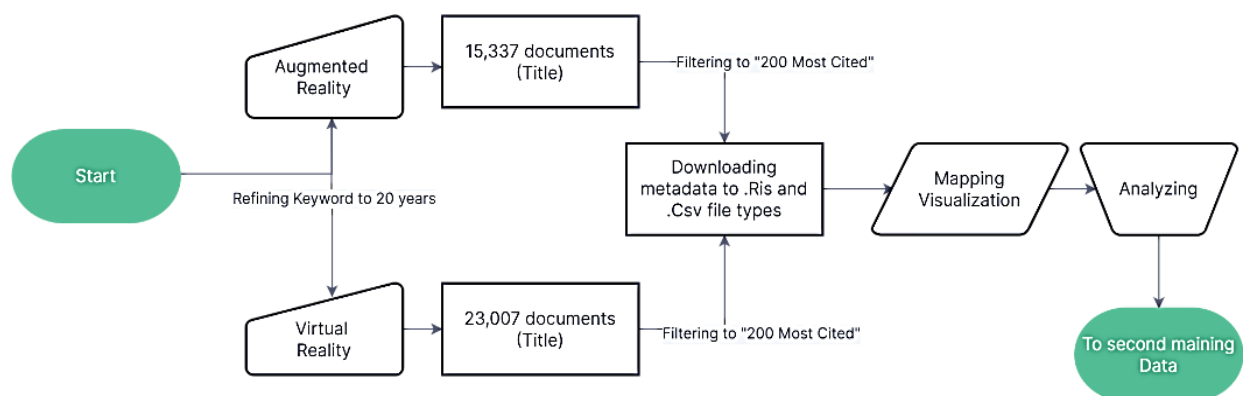
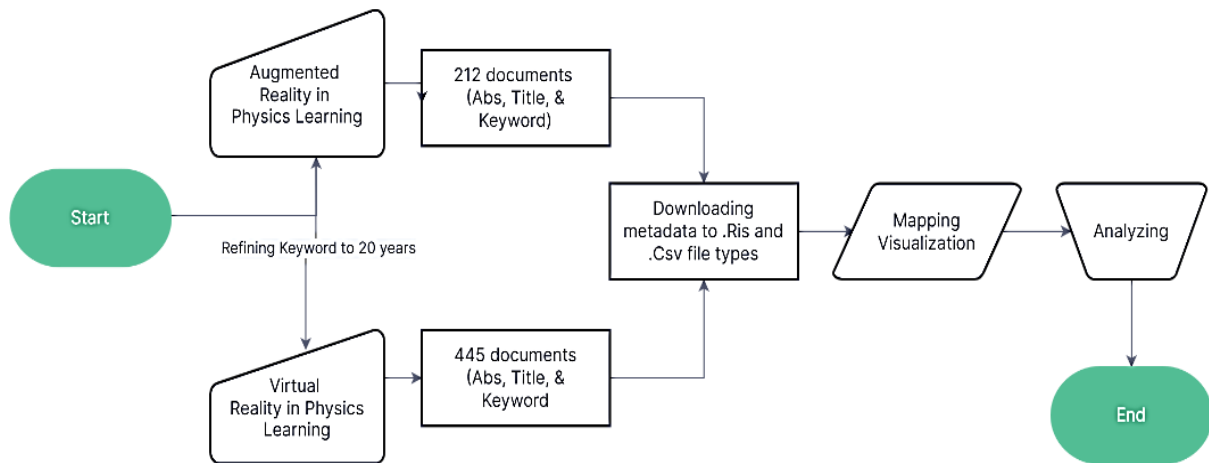


Figure 2*Research Flowchart to the Specified Keywords*

Data mining was done on March 30, 2022. The results obtained are sorted by "number of citations" from high to low. Then, the data were downloaded in .csv and .ris file formats. After that, data were uploaded to the VOSViewer software to show the details of the transcription of the data and visualize the bibliometric assignments (Abdullah, 2022; Jayadinata et al., 2021; Nandiyanto & Al Husaeni, 2021; van Eck & Waltman, 2010, 2017; Wong, 2018). For the final stage, data are analyzed descriptively to answer the research objectives.

VOSViewer

VOSviewer is a program for creating and displaying bibliometric networks. These networks can be built via quotation, bibliographic linking, co-citation, or co-authorship relationships, and can comprise journals, researchers, or individual articles. VOSviewer also has text mining tools for creating and visualizing co-occurrence networks of key phrases collected from scientific literature (Nandiyanto & Al Husaeni, 2021; Orduña-Malea & Costas, 2021; Shah et al., 2020). The Centre for Science and Technology Studies (CWTS) at Leiden University provides a variety of VOSviewer-based products. These products give research institutions and research funders with a full perspective of their scientific activity and can be useful tools for strategic decision making. This application can be downloaded in <https://www.vosviewer.com/> to any operating computer systems requires Java to be installed on your system.

Data Wrapper

In data mining, a wrapper is a mechanism that pulls regular subcontent from an unorganized or widely dispersed data source and transforms it to a relational form so that it may be analyzed as structured data. Datawrapper is a tool developed by over 20 individuals which can accessed online through <https://www.datawrapper.de/>. Datawrapper collaborate to provide the greatest graphing platform for anybody who desires to present their data in visually appealing maps, charts, and tables (Färber et al., 2018). As toolmakers, they are accountable for the creation of the maps, charts, and tables that users generate.

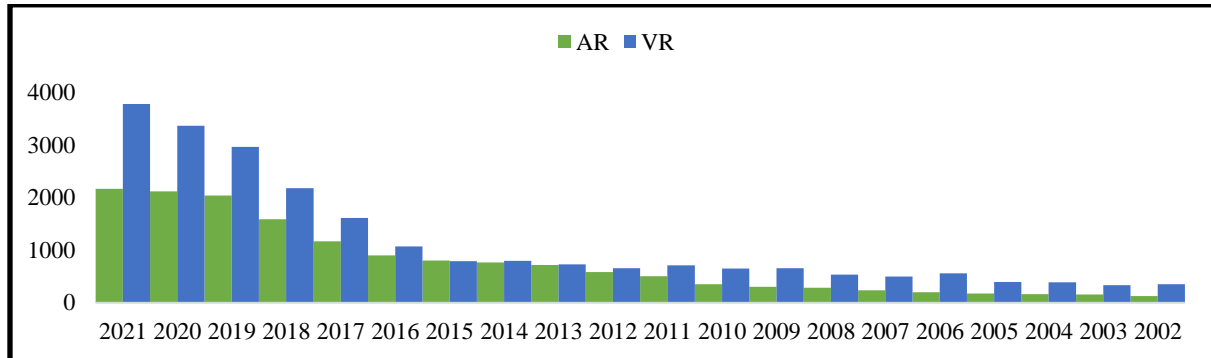
Findings

Comparison of Trend Research AR and VR in All Fields During 2002-2021

Based on metadata filtering and analysis, there are known annual trends in AR and VR publications in all research fields from 2002 to 2021. The trend shows the interest of researchers to research the subject of the study. AR and VR in all fields from 2002 to 2021 it is depicted in **Figure 3**.

Figure 3

Comparison of AR and VR Trend Researches in All Fields during 2002-2021

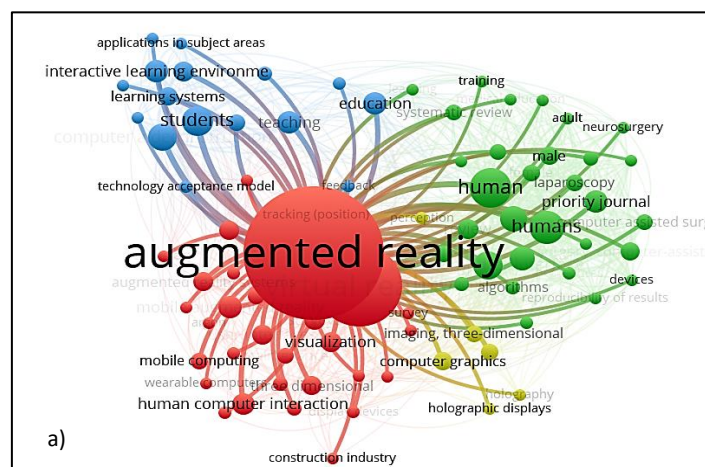


Based on Figure 3, research trends on both AR and VR in all fields during the past twenty years tend to increase each year (Cavalcanti et al., 2021; Ed & Hutchison, 2013; Papakostas et al., 2021). However, VR publications are more numerous than AR and this shows that interest in AR and VR continues to increase and becomes an interesting topic to be used as research material. And, it can be realized that AR and VR are interesting trends every year with the increase in research trends from 2002 to 2021.

Hence, after being analyzed using VosViewer, it can be known keywords that are often used in AR and VR publications from 2002 to 2021 in all fields. Keywords that are often used in AR and VR publications in all fields from 2002 to 2021 are as in Figure 4.

Figure 4

a) Keywords That Are Used in AR Publications; b) Keywords That Used in VR Publications






Figure 4 is an illustration of keywords that is widely used in AR and VR publications in all fields in the past twenty years. In AR, the most common keywords are 'Augmented Reality' (n=13,086), 'Virtual Reality' (n=3,908), 'Human' (n=1,182) and 'Mobile Augmented Reality' (n=1,011). While in VR publications, the most widely used keywords in publications are 'Virtual Reality' (19,483), 'Human' (n=5,368), 'Humans' (n=4,159) and 'Article' (n=3,534).

Comparison of Subject Areas, Countries, and Top Affiliation of Top 200 Cited AR and VR Publications in All Fields During 2002-2021

Based on metadata filtering and analysis, Table 1 shows the comparison of the top contributed countries, subject areas and affiliations between AR and VR research. However, this is done for a deeper analysis regarding the country, subject area or referral affiliation in writing or developing AR and VR research.

Table 1

Comparison of AR and VR to Top Countries, Subject Areas, and Affiliations in All Fields During These Past Twenty Years

AR			VR		
Countries	Subject Areas	Affiliation	Countries	Subject Areas	Affiliation
United States	Computer Science	Technical University of Munich	United States	Computer Science	University of Southern California
Germany	Engineering	Technische Universitat Graz	China	Engineering	IRCCS Istituto Auxologico Italiano
China	Mathematics	University of South Australia	Germany	Medicine	CNRS Centre National de la Recherche Scientifique
South Korea	Social Sciences	Beijing Institute of Technology	United Kingdom	Social Sciences	Università Cattolica del Sacro Cuore
Japan	Medicine	National University of Singapore	Italy	Mathematics	Universitat de Barcelona

According to Table 1, the United States of America is the country with the most publications on AR (n=2,702) and VR (n=5,080). For AR, the country with the second most publications is Germany (n=1,374), while for VR is China (n=2,887). In subject areas, AR and VR have the same result again, namely the top subject areas owned by 'Computer Science' followed by 'Engineering', the difference is in the third top subject areas, namely for AR in 'Mathematics' (n = 2,417), while VR in 'Medicine' (n = 5,117). At top Affiliation, the Technical University of Munich is the top affiliate in AR, while the University of Southern California is the top affiliate in VR.

The mapping of visualization of top countries in AR and VR publications from 2002 to 2021 can be described in Figure 5 and Figure 6. This result was generated with Datawrapper.

Figure 5

Top Countries in AR Publications From 2002 to 2021

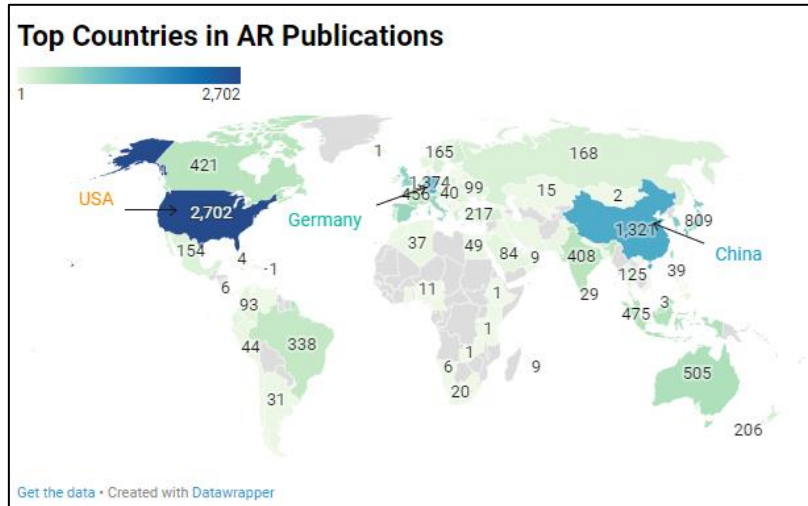



Figure 6

Top Countries in VR Publications From 2002 to 2021



Based on Table 1, it can be analyzed that there has been no difference in the first order of top countries, subject areas, and affiliations in AR and VR publications in all fields over the past twenty years. Figure 5 and Figure 6 show that the top 3 countries in AR and VR publications are the United States, China, and Germany. Other countries have an average of fewer than 100 publications, but indeed some countries have more than 500 publications and fewer than 1,000 publications from 2002 to 2022.

Comparison of Trend Mapping Visualization of AR and VR in Physics Learning During 2002-2021

The most occurrence keywords are analyzed before mapping out the visualization of AR and VR in Physics Learning research during the past twenty years, as shown in Table 2.

Table 2*Top 15 Keywords Used in AR And VR to Physics Learning Research During the Past Twenty Years*

Keyword	AR		Keyword	VR	
	Total Link Strength	Occurrence		Total Link Strength	Occurrence
Augmented Reality	479	146	Virtual Reality	1,882	334
Students	257	55	E-Learning	848	139
Virtual Reality	129	31	Students	699	99
E-Learning	126	26	Education	609	80
Education	110	20	Teaching	385	54
Computing	103	22	Physics	320	45
Education	89	19	Engineering	302	44
Physics Learning	89	19	Education	302	44
Computer-Aided Instruction	87	17	Learning Systems	280	51
Engineering Education	86	17	Augmented Reality	251	52
Teaching	69	14	Human	237	23
Laboratories	63	13	Computer-Aided Instruction	229	35
Learning Systems	60	13	Humans	225	20
Learning Environments	58	11	Article	215	21
Physics Education	55	13	Learning	206	26
Augmented Reality	45	11	Virtual Laboratories	204	27
Technology					

From Table 2, it can be seen that the highest total link strength and the most frequently occurring keywords are "Augmented Reality" (n=479) to AR, and "Virtual Reality" (n=1,882) to VR. Hence, it is clear that every keyword is related to AR and VR itself. The second order of the keywords is "Students" (n=257) for AR and "E-Learning" (n=848) for VR. Followed by "Virtual Reality" (n=129) to AR and "Students" (n=699) to VR. From Table 2, we can also conclude that AR is still related to the VR keyword and vice versa. However, in the mean time it is possible if the connection between those two loosened up over time as the difference became clearer with every publication. Based on this pattern, it can be found that the trends of both AR and VR in Physics Learning research in 2002-2021 are: 1) Related to Education; 2) Implementation of e-learning activities for students and teachers; 3) Technology integration in learning; 4) Computer-aided instruction; 5) Physics learning and education. Specifically, trends in AR can be interactive experience that combines the real world and computer-generated content, whereas VR can be a computer-generated environment with scenes and objects that appear to be real, making the user feel they are immersed in their surroundings such as virtual laboratories.

Therefore, to find a novelty of the research based on the mapping results, we can look at the relationships between smaller keywords or fewer keywords. It is shown in **Figure 7**.

Comparison of Top 10 Most Productive Authors to AR and VR in Physics Learning Research

The metadata results on Scopus can show the author of the publication of AR and VR in Physics learning research in the past twenty years. Table 3 shows the top 10 most productive authors of AR and VR research from 2002-2021.

Table 3

The Top 10 Most Productive Authors

AR		VR	
Author	Total Publications	Author	Total Publications
Muliyati, D.	12	Parker, J.	6
Bakri, F.	11	Wasfy, T. M.	6
Kuhn, J.	7	Guettl, C.	5
Kapp, S.	6	Terzopoulos, D.	5
Thees, M.	6	Wasfy, H.M.	5

Table 3 shows that Muliyati, D. is the most prolific author with 12 publications in AR, followed by Bakri, F. who has 11 publications, and Kuhn, J. became the third most productive author with 7 publications in total. Meanwhile, Parker, J. is the most prolific author with 6 publications in VR, followed by Wasfy, T. M. with 6 publications, and Guettl, C. with 5 publications in third place.

Comparison of Top Cited Author, Subject Areas, and Sources Titles of The AR and VR in Physics Learning Research

Table 4 shows top-cited authors, subject areas, and affiliation to AR and VR in Physics learning research from 2002-2021.

Table 4

Top Research Citations, Subject Areas, and Affiliation on AR and VR in Physics Learning Research Between 2002-2021

AR				VR			
Top Cited Author	Top Subject Areas	Top Affiliation	Source Title	Top Cited Author	Top Subject Areas	Top Affiliation	Source Title
Potkonjak, V., et al.	Computer Science	Universitas Negeri Jakarta	Journal Of Physics Conference Series	Potkonjak, V., et al.	Computer Science	Technische Universität Graz	Lecture Notes In Computer Science Including Subseries Lecture Notes In Artificial Intelligence And Lecture Notes In Bioinformatics
Enyedy, N., et al.	Social Sciences	Technische Universität Kaiserslautern	Lecture Notes In Computer Science Including Subseries	Lindgren, R., et al.	Engineering	Curtin University	ACM International Conference Proceeding Series

AR				VR			
Top Cited Author	Top Subject Areas	Top Affiliation	Source Title	Top Cited Author	Top Subject Areas	Top Affiliation	Source Title
			Lecture Notes In Artificial Intelligence And Lecture Notes In Bioinformatics				
Cai, S., et al.	Physics and Astronomy	Institut Pendidikan Indonesia	AIP Conference Proceedings	Miles, H.C., et al.	Social Sciences	International Information Technology University	Journal Of Physics Conference Series
Saidin, N.F., et al.	Engineering	Harvard University	Ceur Workshop Proceedings	Chan, S., et al.	Mathematics	Advanced Science and Automation Corp.	Proceedings Of SPIE The International Society For Optical Engineering
Dünser, A., et al.	Mathematics	Indiana University Bloomington	ACM International Conference Proceeding Series	Saidin, N.F., et al.	Physics and Astronomy	The Ohio State University	ASEE Annual Conference And Exposition Conference Proceedings
Fidan, M., & Tuncel, M.	Materials Science	Beijing Normal University	Communications In Computer And Information Science	Dünser, A., et al.	Medicine	Instituto Superior de Engenharia do Porto	Lecture Notes In Computer Science Including Subseries Lecture Notes In Artificial Intelligence And Lecture Notes In Bioinformatics

Based on the top-cited authors in Table 4, AR and VR in Physics learning research are Potkonjak, V., et al. with the most citations. The top subject areas in both AR and VR Publications in Physics learning are Computer science with top affiliation respectively Universitas Negeri Jakarta and Technische Universitat Graz. Meanwhile, the top source titles are "Journal of Physics Conference Series" and "Lecture Notes in Computer Science Including Subseries Lecture Notes In Artificial Intelligence And Lecture Notes In Bioinformatics".

Comparison of Distribution of AR and VR Publications in Physics Learning Research

Table 5 shows the distribution of publications on AR and VR in Physics learning research over the past twenty years.

Table 5*Comparison of Distribution of AR and VR in Physics Learning*

Year	AR				VR				Citable Years	
	Paper	Cited	ACPP	ACPPY	Paper	Cited	ACPP	ACPPY		Paper
2002	0	0	0.00	0.00	3	0	0.00	0.00	3	20
2003	0	0	0.00	0.00	3	0	0.00	0.00	3	19
2004	0	0	0.00	0.00	4	14	0.00	0.00	4	18
2005	0	0	0.00	0.00	8	15	0.00	0.00	8	17
2006	2	45	22.50	1.41	11	23	2.09	0.13	11	16
2007	0	0	0.00	0.00	19	87	0.00	0.00	19	15
2008	2	18	9.00	0.64	16	50	3.13	0.22	16	14
2009	2	0	0.00	0.00	18	19	1.06	0.08	18	13
2010	6	51	8.50	0.71	23	103	4.48	0.37	23	12
2011	3	22	7.33	0.67	23	141	6.13	0.56	23	11
2012	6	234	39.00	3.90*	27	254	9.41	0.94	27	10
2013	3	55	18.33	2.04	16	140	8.75	0.97	16	9
2014	4	41	10.25	1.28	15	13	0.87	0.11	15	8
2015	8	193	24.13	3.45	14	118	8.43	1.20	14	7
2016	11	431*	39.18*	6.53	22	574*	26.09*	4.35*	22	6
2017	15	177	11.80	2.36	30	110	3.67	0.73	30	5
2018	21	155	7.38	1.85	26	57	2.19	0.55	26	4
2019	39	212	5.44	1.81	39	83	2.13	0.71	39	3
2020	40	217	5.43	2.71	60	68	1.13	0.57	60	2
2021	49*	68	1.39	1.39	68*	55	0.81	0.81	68*	1
Total	211	1919	209.65	30.74	445	1924	80.35	12.31	445	-

Note. Description: *=the highest number, ACPPY= Average Citation Per Paper Per Year, ACPP= Average Citation Per Paper

Table 5 shows, that AR 2002-2005, 2007 had no published documents. And 2021 became the year with the most publications. Furthermore, the years with the highest citation were 2016 (4,310 citations) fewest citations were 2002-2005, and 2007 because they did not have published documents. Whereas, in VR, all years have publications, with most publications in the year 2021. The highest citation was in 2016 (574 citations) and the fewest citation was in the year 2002 and 2003.

Review of Top 10 Cited Publications on AR and VR in Physics Learning Research

Table 6 is a review of the top 10 publications cited as impactful studies on AR and VR in Physics learning research from 2002-2021.

Table 6

Review of Top 10 Cited Articles in AR and VR in Physics Learning Research

Author(s)	Citation	SJR	CiteScore (2020)	Percentile (to Education)	Findings	Recommendations
AR						
Enyedy N., et al. (Enyedy et al., 2012)	146	2.39 (Q1)	9.1	98 th	LPP technology and activities to learn strength and mobility concepts at an earlier age than expected. Toddlers do not have to be limited to remembering scientific facts or unstructured searches just because they cannot design controlled experiments for research.	Further discussion of this research is the depth of conceptual understanding that students develop through augmented reality and participatory modeling, and the role that these types of education can play. Building blocks for later learning concepts, and student modeling skills development.
Cai S., et al. (Cai et al., 2016)	91	0.92 (Q1)	5.1	93 rd	AR-based motion detection software can improve student attitudes and learning outcomes. This research provides a discussion of the application of AR technology in secondary school physics education.	The stability of AR-based motion detection software may need to be improved.
Dunser et al. (Dünser et al., 2012)	76	0 (Not assigned yet)	-	80 th	AR has the potential to become an important tool for teaching challenging 3D ideas.	Although the built-in interactions appear to be restricted, they currently enable the creation of pretty strong effects for instructive books, such as shifting scenes or activating, halting, or modifying animations.
Fidan & Tunel (Fidan & Tuncel, 2019)	68	3.03 (Q1)	14.4	99 th	AR technology has the potential to become an important and efficient tool for eliciting positive feelings in kids during the PBL process.	The combination of AR and PBL may be applied to other Physics subjects and try to explore in other STEAM fields.
Cai et al. (Cai et al., 2013)	49	0.55 (Q1)	14.4	99 th	An embedded AR educational environment that combines reality and virtuality would considerably excite students' learning interests and increase their level of engagement, implying that this learning	Although there is inadequate information to evaluate if the AR tools improved students' conceptual knowledge, they did present students with alternative chances for scientific learning.

Author(s)	Citation	SJR	CiteScore (2020)	Percentile (to Education)	Findings	Recommendations
					implementation has enormous potential in practice.	
					VR	
Yang, K. H., et al. (K. Y. Yang & Heh, 2007)	73	1.03 (Q1)	4.3	90 th	The IVPL could assist 10th graders to enhance their physics instructional fulfillment and technology system skills	Further research needs to address the fundamental implications of each online interactive learning behavior and online learning process to improve human learning as soon as possible.
Aloetti, J., et al. (Aleotti & Caselli, 2011)	35	0.89 (Q1)	7.5	86 th to Computer Graphics and Computer-Aided Designs	Inference at the physical level allows learning systems to discover task similarities across multiple demonstrations.	Optimization based on priority relation and geometric clustering has been proposed.
McGrath et al. (McGrath et al., 2010)	29	0.54 (Q2)	1.5	38 th to General Physics and Astronomy	Students regarded the VR simulation in Physics' special relativity course to be a favorable learning experience, and they described the subject area as less abstract after using it.	Exploring additional disciplines where a visual approach might help students learn, we've started working on a simulation of quantum physics ideas.
Vrellis et al. (Vrellis et al., 2010)	24	0 (Not assigned yet)	-	97 th	Multi-user virtual environments show that satisfying, engaging, and productive collaborative learning activities may be implemented in second life.	Improvement of non-verbal capability using real-time motion capture to improve social presence and cooperation efficiency throughout participants.
(Greenwald et al., 2018)	19	0.28 (Q2)	2.0	54 th (General Computer Science)	The VR learning benefit exhibited here may be the top of a very vast iceberg, one that others indicated in the Related Research have also begun to find.	Advancing such information and norms further is undoubtedly a lucrative and intriguing subject.

In Table 6, each article was analyzed based on the citation, Scimago Journal and Country Rank (SJR) accessed on www.scimagojr.com (Ianoş & Petrişor, 2020; Kasper, 2021; Sun, 2019; Torres-Samuel et al., 2018), CiteScore accessed on www.scopus.com (per April 2, 2022), also findings and recommendations in the publication.

Discussion

This research is the first research that conduct a review and analysis of bibliometrics compared to AR and VR in general fields and Physics learning during the past twenty years from 2002 to 2021. The use of AR and VR integrase in various fields of work is indeed a hot topic discussed (Bottani & Vignali, 2019), especially in educational sciences. This is because AR and VR are considered capable of becoming learning medium that covers many aspects of learning, especially in 21st-century learning (Chen et al., 2020; Elmqaddem, 2019; Sanabria & Arámburo-Lizárraga, 2017). The keywords show a strong relationship between both AR and VR as immersive human and mobile AR. Moreover, the results point to increasing interest in research on the use of VR in Humanity and article research. For example research of Grandi et al., (2018) conducted the design of a handheld-based interface for collaborative manipulations of 3D objects in mobile AR as Human-Centered Computing (HCC)-Interaction (HCI). Both AR and VR keywords are related to each other, so it is not surprising that managers find it hard to distinguish similar-sounding, IT-based concepts such as AR and VR (Farshid et al., 2018).

The United States has become the top country in publications on AR and VR. These findings also show that the USA has become the most influential country, based on the number of publications over the twenty years. These findings are related to previous research that found the USA, China, and Germany as the most influential countries in the publication of AR and VR in all fields (Garzón, 2021; Karakus et al., 2019). Meanwhile, the top subject areas are the specific areas of instruction in which courses are offered within academic organizations. Computer science, engineering, medicine, and/or mathematics have become the top subject areas of AR and VR research. This finding showed that most AR and VR publications are related to a technical science in line with the top affiliation in AR which is the Technical University of Munich (Germany) and assisting abstract or imagining objects such as mathematics and formula of medicine.

Based on this finding, AR and VR are contributed to students and e-learning in physics learning. Emerging AR and VR to Physics concepts are now wide open since Physics is one abstract and difficult course (Zamil et al., 2021). The development of student worksheet-AR based is very suitable to be used as a learning tool in physics practicum activities in Senior High School in 10th grade (Bakri et al., 2020). Integrating AR into physics classrooms can enhance students' physics learning self-efficacy (Cai et al., 2021), guide students to be more inclined to higher-level conceptions of learning physics (Yang et al., 2019), and stimulates students' motivation to learn more deeply (Estudante & Dietrich, 2020). Also, a review of problem-based AR made learning more meaningful (Wulandari et al., 2021). Technological innovations, such as AR, have the potential to fundamentally change education by making difficult concepts available and accessible to beginners (Church & Marasoiu, 2019). Meanwhile, VR technology provides a promising media for educational researchers (Budi et al., 2021; Sarioğlu & Girgin, 2020). VR environment in terms of learners' perceptions and their conceptual learning in Physics learning increased (Georgiou et al., 2020; Tsivitanidou et al., 2021). The use of virtual reality technology in the e-learning environment had a positive effect on students (Abdüsselam & Erten, 2022; Rogers et al., 2017; Wiederhold et al., 2018; F. Yang & Wu, 2010).

In line with the top subject areas in all field publications of AR and VR, the top subject areas in Physics learning are still computer science, social sciences, and engineering. These findings have still shown that AR and VR even in Physics learning tend to contribute to computer science subjects. In line with the top author, the findings of metadata show that Mulyati, D. and Bakri, F. with the affiliation of Universitas Jakarta has published an AR-based development electric book (Permana et

al., 2019), electromotive force concept (Bakri et al., 2019b) and Lorentz force (Bakri et al., 2019a) in Journal of Physics Conference Series.

The review and analysis results in the top 10 cited publications in the **Table 6** tend to examine the effect and comparison of AR and VR in physics learning: The use of AR or VR can be integrated into the classroom from toddler to secondary school. Implications of the review of the top 10 cited publications require more improvement and optimization of AR and VR stability. These publications become fundamental for future research, so they have great citations and impact on AR and VR in the development of Physics learning subjects. Based on data taken as of April 2, 2022, most of the top 10 cited publications are listed in the rank journal Quartile 1 (Q1) has CiteScore 9.1 and percentile 98th to Education for AR in Physics learning research and VR has Quartile 1 (Q1) and CiteScore 4.3 and 90th to Education. This shows that publications that become the top 10 cited are publications with undoubted credibility. Because the publisher of the publication has a good reputation. Analysis of SJR, indicator assigns a different score to citations based on the importance of the citation source journal. Hence, citations from influential journals will be more valuable and the journals receiving them will gain more fame (Stephen, 2020).

Conclusion and Implications

AR and VR has become one of the research fields that has undergone significant development and improvement and technological development and its contribution to education, especially to Physics learning impact. Finally, this research has seven conclusions: 1) The trend research in AR and VR to all fields are in an increasing trend over the years; 2) Both of AR and VR research has United States as top countries in publications and Computers Science as subject areas, meanwhile AR has Technical University of Munich for top affiliation and VR has University of Southern Californias as top affiliation; 3) Top keyword that used in AR and VR to Physics learning are 'AR' and 'VR', with total link strength are respectively 479 and 1,882. However, in the mean time it is possible if the connection between those two loosened up over time as the difference became clearer with every publication; 4) The top most productive authors to AR and VR in Physics learning research are Mulyati, D for AR and Pirker, J. for VR with total 12 and 6 documents each; 5) Top cited authors, in repectively AR and VR in Physics learning research are Potkonjak, V., et al. with the most citations; 6) The distribution of Publications on AR and VR in Physics learning publications has 2016 as highest citation and 2021 as the most publications, for the fewest years citation are 200-2005 and 2007 because they did not have published documents for AR. Whereas, for VR, the highest citation was in 2016 with 574 citations and the fewest citations were in 2002 and 2003; 7) The use of AR or VR can be integrated into the classroom from toddler to secondary school. Implications of the review of the top 10 cited publications require more improvement and optimization of AR and VR stability.

This research is limited to the Scopus database. Hence, the implication of this research tends to find research novelties to AR and VR research, trend, and contribution to Physics learning during twenty years (2002-2021) through the results of the mapping, visualization patterns, and also literature review. Future researchers are expected to define a profile with other metadata, such as Google Scholar and WebScience, and combine them. The researchers can find the topics most relevant to Physics learning and the authors who have had the most significant impact and identify the main research lines of scientists in each defined period. Therefore, it also helps to narrow down the following trends that can be developed in this field of research, especially in Physics learning or Physics education field. Future researchers can explore AR and VR in Physics learning on top trends. There is still any chance to explore more about AR and VR in Physics learning research because the top trends still have a wide range and various fields of terms. AR and VR in Physics learning can still improve and assist educators in many aspects. In comparison, fewer trends can be used as an alternative future research field, especially to investigate AR on simulation, deep learning, and artificial intelligence. Meanwhile, there are still chances for VR, for example, STEM, high energy physics, and computer sciences. Implications of the review of the top 10 cited publications require

more improvement and optimization of AR and VR stability. These publications become fundamental for future research, so they have great citations and impact on AR and VR in the development of Physics learning subjects.

References

- Abdullah, K. H. (2022). Publication trends in biology education: A bibliometric review of 63 years. *Journal of Turkish Science Education*, 19(2), 465–480. <http://doi.org/10.36681/tused.2022.131>
- Abdüsselam, Z., & Erten, S. (2022). Investigation of the effect of augmented and virtual reality applications in e-learning on students' use of microscopes. *Cumhuriyet Uluslararası Eğitim Dergisi*, 11(1), 75–87. <https://doi.org/10.30703/cije.915897>
- Aggarwal, R., & Singhal, A. (2019). Augmented reality and its effect on our life. *Proceedings of the 9th International Conference On Cloud Computing, Data Science and Engineering, Confluence 2019*, 510–515. <https://doi.org/10.1109/CONFLUENCE.2019.8776989>
- Akdere, M., Acheson-Clair, K., & Jiang, Y. (2021). An examination of the effectiveness of virtual reality technology for intercultural competence development. *International Journal of Intercultural Relations*, 82, 109–120. <https://doi.org/10.1016/j.ijintrel.2021.03.009>
- Aleotti, J., & Caselli, S. (2011). Physics-based virtual reality for task learning and intelligent disassembly planning. *Virtual Reality*, 15(1), 41–54. <https://doi.org/10.1007/s10055-009-0145-y>
- Altinpulluk, H. (2019). Determining the trends of using augmented reality in education between 2006–2016. *Education and Information Technologies*, 24(2), 1089–1114. <https://doi.org/10.1007/s10639-018-9806-3>
- Aria, M., & Cuccurullo, C. (2017). Bibliometrix: An R-tool for comprehensive science mapping analysis. *Journal of Informetrics*, 11(4), 959–975. <https://doi.org/10.1016/j.joi.2017.08.007>
- Arslan, R, Kofoglu, M., & Dargut, C. (2020). Development of augmented reality application for biology education. *Journal of Turkish Science Education*, 17(1), 62–72. <http://doi.org/10.36681/tused.2020.13>
- Astra, I. M., Wibowo, F. C., Susanti, D., & Darman, D. R. (2021). Massive open online simulation (MOOS) of physics concepts microscopic for improving creative thinking. *Journal of Physics: Conference Series*, 1869(1), 1–10. <https://doi.org/10.1088/1742-6596/1869/1/012181>
- Baker, E. J., Abu Bakar, J. A., & Zulkifli, A. N. (2020). Elements of engagement in promoting social acceptance of mobile augmented reality application. *International Journal of Interactive Mobile Technologies*, 14(17), 66–78. <https://doi.org/10.3991/ijim.v14i17.16555>
- Bakri, F., Permana, H., Wulandari, S., & Mulyati, D. (2020). Student worksheet with ar videos: Physics learning media in laboratory for senior high school students. *Journal of Technology and Science Education*, 10(2), 231–240. <http://dx.doi.org/10.3926/jotse.891>
- Bakri, F., Sumardani, D., & Mulyati, D. (2019a). The 3D simulation of lorentz force based on augmented reality technology. *Journal of Physics: Conference Series*, 1402, 1–10. <https://doi.org/10.1088/1742-6596/1402/6/066038>
- Bakri, F., Sumardani, D., & Mulyati, D. (2019b). The augmented reality application for simulating electromotive force concept. *Journal of Physics: Conference Series*, 1402, 1–9. <https://doi.org/10.1088/1742-6596/1402/6/066039>
- Blazauskas, T., & Gudoniene, D. (2020). Virtual reality and augmented reality in educational programs. *New Perspectives on Virtual and Augmented Reality: Finding New Ways to Teach in a Transformed Learning Environment* (pp. 82–94). Taylor & Francis Group. <https://doi.org/10.4324/9781003001874-6>
- Bottani, E., & Vignali, G. (2019). Augmented reality technology in the manufacturing industry: A review of the last decade. *IISE Transactions*, 51(3), 284–310. <https://doi.org/10.1080/24725854.2018.1493244>
- Budi, A. S., Sumardani, D., Mulyati, D., Bakri, F., Chiu, P.-S., Mutoharoh, M., & Siahaan, M. (2021). Virtual reality technology in physics learning: Possibility, trend, and tools. *Jurnal Penelitian & Pengembangan Pendidikan Fisika*, 7(1), 23–34. <https://doi.org/10.21009/1.07103>
- Cai, S., Chiang, F. K., Sun, Y., Lin, C., & Lee, J. J. (2016). Applications of augmented reality-based

- natural interactive learning in magnetic field instruction. *Interactive Learning Environments*, 25(6), 778–791. <https://doi.org/10.1080/10494820.2016.1181094>
- Cai, S., Chiang, F. K., & Wang, X. (2013). Using the augmented reality 3D technique for a convex imaging experiment in a physics course. *International Journal of Engineering Education*, 29(4), 856–865.
- Cai, S., Liu, C., Wang, T., Liu, E., & Liang, J. C. (2021). Effects of learning physics using Augmented Reality on students' self-efficacy and conceptions of learning. *British Journal of Educational Technology*, 52(1), 235–251. <https://doi.org/10.1111/bjet.13020>
- Cavalcanti, J., Valls, V., Contero, M., & Fonseca, D. (2021). Gamification and hazard communication in virtual reality: A qualitative study. *Sensors*, 21(14), 4663–4682. <https://doi.org/10.3390/s21144663>
- Chen, C. H., Yang, C. K., Huang, K., & Yao, K. C. (2020). Augmented reality and competition in robotics education: Effects on 21st century competencies, group collaboration and learning motivation. *Journal of Computer Assisted Learning*, 36(6), 1052–1062. <https://doi.org/10.1111/jcal.12469>
- Chen, X., Zou, D., Xie, H., & Wang, F. L. (2021). Past, present, and future of smart learning: A topic-based bibliometric analysis. *International Journal of Educational Technology in Higher Education*, 18(1), 1–29. <https://doi.org/10.1186/s41239-020-00239-6>
- Chen, Y., Wang, Q., Chen, H., Song, X., Tang, H., & Tian, M. (2019). An overview of augmented reality technology. *Journal of Physics: Conference Series*, 1237(2), 1–10. <https://doi.org/10.1088/1742-6596/1237/2/022082>
- Church, L., & Marasoiu, M. (2019). What can we learn from systems? *ACM International Conference Proceeding Series*, 1–12. <https://doi.org/10.1145/3328433.3328460>
- Coburn, J. Q., Freeman, I., & Salmon, J. L. (2017). A review of the capabilities of current low-cost virtual reality technology and its potential to enhance the design process. *Journal of Computing and Information Science in Engineering*, 17(3), 1–15. <https://doi.org/10.1115/1.4036921>
- Cranmer, E. E., tom Dieck, M. C., & Fountoulaki, P. (2020). Exploring the value of augmented reality for tourism. *Tourism Management Perspectives*, 35, 1–10. <https://doi.org/10.1016/j.tmp.2020.100672>
- Darman, D. R., Wibowo, F. C., Suhandi, A., Setiawan, W., Abizar, H., Nurhaji, S., Nulhakim, L., & Istiandaru, A. (2019). Virtual media simulation technology on mathematical representation of sound waves. *Journal of Physics: Conference Series*, 1188(1), 1–9. <https://doi.org/10.1088/1742-6596/1188/1/012092>
- Dünser, A., Walker, L., Horner, H., & Bentall, D. (2012). Creating interactive physics education books with augmented reality. *Proceedings of the 24th Australian Computer-Human Interaction Conference, OzCHI 2012*, 107–114. <https://doi.org/10.1145/2414536.2414554>
- Dzurainin, A. C., Jones, J. R., & Olvera, R. M. (2018). Infusing data analytics into the accounting curriculum: A framework and insights from faculty. *Journal of Accounting Education*, 43, 24–39. <https://doi.org/10.1016/j.jaccedu.2018.03.004>
- El-Seoud, M. S. A., & Taj-Eddin, I. A. T. F. (2019). An android augmented reality application for retail fashion shopping. *International Journal of Interactive Mobile Technologies*, 13(1), 4–19. <https://doi.org/10.3991/ijim.v13i01.9898>
- Elmqaddem, N. (2019). Augmented reality and virtual reality in education: Myth or reality? *International Journal of Emerging Technologies in Learning*, 14(3), 234–242. <https://doi.org/10.3991/ijet.v14i03.9289>
- Enyedy, N., Danish, J. A., Delacruz, G., & Kumar, M. (2012). Learning physics through play in an augmented reality environment. *International Journal of Computer-Supported Collaborative Learning*, 7(3), 347–378. <https://doi.org/10.1007/s11412-012-9150-3>
- Estudante, A., & Dietrich, N. (2020). Using augmented reality to stimulate students and diffuse escape game activities to larger audiences. *Journal of Chemical Education*, 97(5), 1368–1374. <https://doi.org/10.1021/acs.jchemed.9b00933>
- Färber, M., Menne, C., & Harth, A. (2018). A linked data wrapper for crunchbase. *Semantic Web*, 9(4), 505–515. <https://doi.org/10.3233/SW-170278>

- Farshid, M., Paschen, J., Eriksson, T., & Kietzmann, J. (2018). Go boldly!: Explore augmented reality (AR), virtual reality (VR), and mixed reality (MR) for business. *Business Horizons*, 61(5), 657–663. <https://doi.org/10.1016/j.bushor.2018.05.009>
- Fidan, M., & Tuncel, M. (2019). Integrating augmented reality into problem based learning: The effects on learning achievement and attitude in physics education. *Computers & Education*, 142(September), 1-31. <https://doi.org/10.1016/j.compedu.2019.103635>
- Gamage, S. H. P. W., Ayres, J. R., & Behrend, M. B. (2022). A systematic review on trends in using Moodle for teaching and learning. *International Journal of STEM Education*, 9(1), 1-24. <https://doi.org/10.1186/s40594-021-00323-x>
- Garzón, J. (2021). An overview of twenty-five years of augmented reality in education. *Multimodal Technologies and Interaction*, 5(7), 1-14. <https://doi.org/10.3390/mti5070037>
- Gattullo, M., Scurati, G. W., Fiorentino, M., Uva, A. E., Ferrise, F., & Bordegoni, M. (2019). Towards augmented reality manuals for industry 4.0: A methodology. *Robotics and Computer-Integrated Manufacturing*, 56, 276–286. <https://doi.org/10.1016/j.rcim.2018.10.001>
- Georgiou, Y., Tsvitanidou, O., Eckhardt, C., & Ioannou, A. (2020). Work-in-progress-a learning experience design for immersive virtual reality in physics classrooms. *Proceedings of 6th International Conference of the Immersive Learning Research Network*, 263–266. <https://doi.org/10.23919/iLRN47897.2020.9155097>
- Goerlandt, F., Li, J., & Reniers, G. (2021). Virtual special issue: Mapping safety science – reviewing safety research. *Safety Science*, 140, 1-5. <https://doi.org/10.1016/j.ssci.2021.105278>
- Goli, F., & Haghghinasab, M. (2022). Dynamic pricing: A bibliometric approach. *Iranian Journal of Management Studies*, 15(1), 111–132. <https://doi.org/10.22059/IJMS.2021.315212.674336>
- Grandi, J. G., Debarba, H. G., Bemdt, I., Nedel, L., & MacIel, A. (2018). Design and assessment of a collaborative 3d interaction technique for handheld augmented reality. *25th IEEE Conference on Virtual Reality and 3D User Interfaces, VR 2018 - Proceedings*, 49–56. <https://doi.org/10.1109/VR.2018.8446295>
- Greenwald, S. W., Corning, W., Funk, M., & Maes, P. (2018). Comparing learning in virtual reality with learning on a 2D screen using electrostatics activities. *Journal of Universal Computer Science*, 24(2), 220–245.
- Grippa, F., Leitão, J., Gluesing, J., Riopelle, K., & Gloor, P. (2018). *Collaborative innovation networks*. Springer.
- Gudoniene, D., & Rutkauskiene, D. (2019). Virtual and augmented reality in education. *Baltic Journal of Modern Computing*, 7(2), 293–300. <https://doi.org/10.22364/bjmc.2019.7.2.07>
- Hantono, B. S., Nugroho, L. E., & Santosa, P. I. (2018). Meta-review of augmented reality in education. *2018 10th International Conference on Information Technology and Electrical Engineering (ICITEE)*, 312–315.
- Hashim, H. (2018). Application of technology in the digital era education. *International Journal of Research in Counseling and Education*, 1(2), 1-5. <https://doi.org/10.24036/002za0002>
- Hedberg, H., Nouri, J., Hansen, P., & Rahmani, R. (2018). A systematic review of learning through mobile augmented reality. *International Journal of Interactive Mobile Technologies*, 12(3), 75–85. <https://doi.org/10.3991/ijim.v12i3.8404>
- Hernández, R. M., Cabrera-Orozco, I., Esteban, R. F. C., Mamani-Benito, O., & Chaparro, J. E. T. (2021). Latin american scientific production on burnout in scopus, 2010 - 2020. *Journal of Educational and Social Research*, 11(6), 186–195. <https://doi.org/10.36941/jesr-2021-0139>
- Huang, F. C., Luebke, D., & Wetzstein, G. (2015). The light field stereoscope. *ACM SIGGRAPH 2015*, 34(4), 1–12. <https://doi.org/10.1145/2782782.2792493>
- Huang, K. T., Ball, C., Francis, J., Ratan, R., Boumis, J., & Fordham, J. (2019). Augmented versus virtual reality in education: An exploratory study examining science knowledge retention when using augmented reality/virtual reality mobile applications. *Cyberpsychology, Behavior, and Social Networking*, 22(2), 105–110. <https://doi.org/10.1089/cyber.2018.0150>
- Huang, T. K., Yang, C. H., Hsieh, Y. H., Wang, J. C., & Hung, C. C. (2018). Augmented reality (AR)

- and virtual reality (VR) applied in dentistry. *Kaohsiung Journal of Medical Sciences*, 34(4), 243–248. <https://doi.org/10.1016/j.kjms.2018.01.009>
- Ianoş, I., & Petrişor, A. I. (2020). An overview of the dynamics of relative research performance in central-eastern Europe using a ranking-based analysis derived from scimago data. *Publications*, 8(8), 1-25. <https://doi.org/10.3390/PUBLICATIONS8030036>
- Ikhsan, J., Sugiyarto, K. H., & Astuti, T. N. (2020). Fostering student's critical thinking through a virtual reality laboratory. *International Journal of Interactive Mobile Technologies*, 14(8), 183–195. <https://doi.org/10.3991/IJIM.V14I08.13069>
- Jayadinata, A. K., Hakam, K. A., Munandar, A., Subarjah, H., Julia, J., & Supriyadi, T. (2021). Analysis of 2010-2019 trends of environmental awareness publication using vosviewer application. *Journal of Physics: Conference Series*, 1987(1). <https://doi.org/10.1088/1742-6596/1987/1/012053>
- Kamarrudin, H., Talib, O., & Md Zamin, A. A. (2022). Examining the trend of research on active engagement in science education: Bibliometric analysis. *Journal of Turkish Science Education*, 19(3), 937-957. <http://doi.org/10.36681/tused.2022.157>
- Karakus, M., Ersozlu, A., & Clark, A. C. (2019). Augmented reality research in education: A bibliometric study. *Eurasia Journal of Mathematics, Science and Technology Education*, 15(10). <https://doi.org/10.29333/ejmste/103904>
- Kasper, S. (2021). Profile in quartile 1 of the scimago journal rank. *International Journal of Psychiatry in Clinical Practice*, 25(1), 1. <https://doi.org/10.1080/13651501.2021.1895524>
- Khairudin, M., Triatmaja, A. K., Istanto, W. J., & Azman, M. N. A. (2019). Mobile virtual reality to develop a virtual laboratorium for the subject of digital engineering. *International Journal of Interactive Mobile Technologies*, 13(4), 79–95. <https://doi.org/10.3991/ijim.v13i04.10522>
- Kuppusamy, P. (2020). Emerging technologies to smart education. *International Journal of Computer Trends and Technology*, 68(2), 5–16. <https://doi.org/10.14445/22312803/ijctt-v68i2p102>
- Kustandi, C., Fadhillah, D. N., Situmorang, R., Prawiradilaga, D. S., & Hartati, S. (2020). VR use in online learning for higher education in indonesia. *International Journal of Interactive Mobile Technologies*, 14(1), 31–47. <https://doi.org/10.3991/ijim.v14i01.11337>
- Lee, K. (2012). Augmented reality in education and training. *Journal of Organic Chemistry*, 56(2), 13–21. <https://doi.org/10.1021/jo971990i>
- Levrini, O., Levin, M., & Fantini, P. (2020). Fostering appropriation through designing for multiple access points to a multidimensional understanding of physics. *Physical Review Physics Education Research*, 16(2), 1-16. <https://doi.org/10.1103/PhysRevPhysEducRes.16.020154>
- López-Belmonte, J., Moreno-Guerrero, A. J., López-Núñez, J. A., & Hinojo-Lucena, F. J. (2020). Augmented reality in education: A scientific mapping in web of science. *Interactive Learning Environments*, 1–15. <https://doi.org/10.1080/10494820.2020.1859546>
- López-Illescas, C., de Moya-Anegón, F., & Moed, H. F. (2008). Coverage and citation impact of oncological journals in the web of science and scopus. *Journal of Informetrics*, 2(4), 304–316. <https://doi.org/10.1016/j.joi.2008.08.001>
- Lorenzo, G., Gilabert, A., Lledó, A., & Lorenzo-Lledó, A. (2022). Analysis of trends in the application of augmented reality in students with ASD: Intellectual, social and conceptual structure of scientific production through WOS and scopus. *Technology, Knowledge and Learning*, 1-22. <https://doi.org/10.1007/s10758-021-09582-7>
- Martin, J., Bohuslava, J., & Igor, H. (2018). Augmented reality in education 4.0. *International Scientific and Technical Conference on Computer Sciences and Information Technologies*, 1, 231–236. <https://doi.org/10.1109/STC-CSIT.2018.8526676>
- Marulanda-Grisales, N., & Vera-Acevedo, L. D. (2022). Intellectual capital and competitive advantages in Higher Education Institutions: An overview based on bibliometric analysis. *Journal of Turkish Science Education*, 19(2), 524-544. <http://doi.org/10.36681/tused.2022.135>
- McGrath, D., Wegener, M., McIntyre, T. J., Savage, C., & Williamson, M. (2010). Student experiences of virtual reality: A case study in learning special relativity. *American Journal of Physics*, 78(8), 862–868. <https://doi.org/10.1119/1.3431565>

- Mongeon, P., & Paul-Hus, A. (2016). The journal coverage of web of science and scopus: A comparative analysis. *Scientometrics*, *106*(1), 213–228. <https://doi.org/10.1007/s11192-015-1765-5>
- Moro, C., Štromberga, Z., Raikos, A., & Stirling, A. (2017). The effectiveness of virtual and augmented reality in health sciences and medical anatomy. *Anatomical Sciences Education*, *10*(6), 549–559. <https://doi.org/10.1002/ase.1696>
- Motejlek, J., & Alpay, E. (2019). A taxonomy for virtual and augmented reality in education. *Proceedings of the 46th SEFI Annual Conference 2018: Creativity, Innovation and Entrepreneurship for Engineering Education Excellence*, 1089–1100.
- Nandiyanto, A. B. D., & Al Husaeni, D. F. (2021). A bibliometric analysis of materials research in Indonesian journal using vosviewer. *Journal of Engineering Research*, *9*, 1–16. <https://doi.org/10.36909/jer.ASSEEE.16037>
- Nomura, J., & Sawada, K. (1999). Virtual reality technology and its industrial applications. *Control Engineering Practice*, *7*(11), 1381–1394. [https://doi.org/10.1016/S0967-0661\(99\)00114-8](https://doi.org/10.1016/S0967-0661(99)00114-8)
- Nurdin, B. V., Hutagalung, S. S., Yulianto, Kurniawan, R. C., & Hermawan, D. (2021). Bibliometric analysis on governance index topics using scopus database and vosviewer. *Journal of Physics: Conference Series*, *1933*(1), 1–9. <https://doi.org/10.1088/1742-6596/1933/1/012047>
- Orduña-Malea, E., & Costas, R. (2021). Link-based approach to study scientific software usage: The case of VOSviewer. *Scientometrics*, *126*(9), 8153–8186. <https://doi.org/10.1007/s11192-021-04082-y>
- Papakostas, C., Troussas, C., Krouska, A., & Sgouropoulou, C. (2021). Exploration of augmented reality in spatial abilities training: A systematic literature review for the last decade. *Informatics in Education*, *20*(1), 107–130. <https://doi.org/10.15388/infedu.2021.06>
- Permana, A. H., Muliayati, D., Bakri, F., Dewi, B. P., & Ambarwulan, D. (2019). The development of an electricity book based on augmented reality technologies. *Journal of Physics: Conference Series*, *1157*(3), 1–7. <https://doi.org/10.1088/1742-6596/1157/3/032027>
- Pham-Duc, B., Tran, T., Le, H. T. T., Nguyen, N. T., Cao, H. T., & Nguyen, T. T. (2021). Research on industry 4.0 and on key related technologies in vietnam: A bibliometric analysis using scopus. *Learned Publishing*, *34*(3), 414–428. <https://doi.org/10.1002/leap.1381>
- Pournader, M., Ghaderi, H., Hassanzadegan, A., & Fahimnia, B. (2021). Artificial intelligence applications in supply chain management. *International Journal of Production Economics*, *241*(July 2020), 1–16. <https://doi.org/10.1016/j.ijpe.2021.108250>
- Putranta, H., Supahar, Dwandaru, W. S. B., Warsono, W. & Abdulfattah, A. (2021). The effect of smartphone usage intensity on high school students' higher order thinking skills in physics learning. *Journal of Turkish Science Education*, *18*(3), 421–438. <http://doi.org/10.36681/tused.2021.82>
- Pranckutė, R. (2021). Web of science (wos) and scopus: The titans of bibliographic information in today's academic world. *Publications*, *9*(1), 1–59. <https://doi.org/10.3390/publications9010012>
- Rogers, C. B., El-Mounaryi, H., Wasfy, T., & Satterwhite, J. (2017). Assessment of STEM e-learning in an immersive virtual reality (VR) environment. *Computers in Education Journal*, *8*(4), 1–12. <https://doi.org/10.18260/p.26336>
- Saeed, A., Foad, L., & Fattouh, L. (2017). Environments and system types of virtual reality technology in STEM: A survey. *International Journal of Advanced Computer Science and Applications*, *8*(6), 77–90. <https://doi.org/10.14569/ijacsa.2017.080610>
- Sanabria, J. C., & Arámburo-Lizárraga, J. (2017). Enhancing 21st century skills with AR: Using the gradual immersion method to develop collaborative creativity. *Eurasia Journal of Mathematics, Science and Technology Education*, *13*(2), 487–501. <https://doi.org/10.12973/eurasia.2017.00627a>
- Sarioğlu, S., & Girgin, S. (2020). The effect of using virtual reality in 6th grade science course the cell topic on students' academic achievements and attitudes towards the course. *Journal of Turkish Science Education*, *17*(1), 109–125. <http://doi.org/10.36681/tused.2020.16>
- Shah, S. H. H., Lei, S., Ali, M., Doronin, D., & Hussain, S. T. (2020). Presumption: Bibliometric analysis using histcite and vosviewer. *Kybernetes*, *49*(3), 1020–1045. <https://doi.org/10.1108/K-12-2018-0696>
- Shubina, I., Plakhotnik, O., & Plakhotnik, O. (2021). Professional education and technology usage for establishing methodological competence among future professors: Bibliometric analysis.

- International Journal of Emerging Technologies in Learning*, 16(19), 235–250. <https://doi.org/10.3991/ijet.v16i19.24361>
- Singh, V. K., Singh, P., Karmakar, M., Leta, J., & Mayr, P. (2021). The journal coverage of web of science, scopus and dimensions: A comparative analysis. *Scientometrics*, 126(6), 5113–5142. <https://doi.org/10.1007/s11192-021-03948-5>
- Stephen, G. (2020). Citation based comparative analysis of library hi-tech and library quarterly journals using scimago journal rank. *Library Philosophy and Practice*, 3692, 1-14.
- Sun, L. (2019). Journals removed from DOAJ appearing within scimago's ranks: A study of excluded journals. *Learned Publishing*, 32(3), 207–211. <https://doi.org/10.1002/leap.1216>
- Supriadi, U., Supriyadi, T., Abdussalam, A., & Rahman, A. A. (2021). A decade of value education model: A bibliometric study of scopus database in 2011-2020. *European Journal of Educational Research*, 11(1), 557–571. <http://dx.doi.org/10.12973/eu-jer.11.1.557>
- Thu, H. L. T., Tran, T., Phuong, T. T. T., Tuyet, T. L. T., Huy, H. Le, & Thi, T. V. (2021). Two decades of stem education research in middle school: A bibliometrics analysis in scopus database (2000–2020). *Education Sciences*, 11(7), 1-15. <https://doi.org/10.3390/educsci11070353>
- Tilhou, R., Taylor, V., & Crompton, H. (2020). *3D virtual reality in k-12 education: A thematic systematic review*. SpringerLink. https://doi.org/10.1007/978-981-15-0618-5_10
- Torres-Samuel, M., Vásquez, C. L., Vilorio, A., Varela, N., Hernández-Fernandez, L., & Portillo-Medina, R. (2018). Analysis of patterns in the university world rankings webometrics, shanghai, QS and sir-scimago: Case latin america. *Lecture Notes in Computer Science*, 188–199. https://doi.org/10.1007/978-3-319-93803-5_18
- Tsivitanidou, O. E., Georgiou, Y., & Ioannou, A. (2021). A learning experience in inquiry-based physics with immersive virtual reality: Student perceptions and an interaction effect between conceptual gains and attitudinal profiles. *Journal of Science Education and Technology*, 30(6), 841–861. <https://doi.org/10.1007/s10956-021-09924-1>
- van de Oudeweetering, K., & Voogt, J. (2018). Teachers' conceptualization and enactment of twenty-first century competences: Exploring dimensions for new curricula. *Curriculum Journal*, 29(1), 116–133. <https://doi.org/10.1080/09585176.2017.1369136>
- van Eck, N. J., & Waltman, L. (2010). Software survey: Vosviewer, a computer program for bibliometric mapping. *Scientometrics*, 84(2), 523–538. <https://doi.org/10.1007/s11192-009-0146-3>
- van Eck, N. J., & Waltman, L. (2017). Citation-based clustering of publications using citnetexplorer and vosviewer. *Scientometrics*, 111(2), 1053–1070. <https://doi.org/10.1007/s11192-017-2300-7>
- Vrellis, I., Papachristos, N. M., Bellou, J., Avouris, N., & Mikropoulos, T. A. (2010). Designing a collaborative learning activity in second life: An exploratory study in physics. *Proceedings - 10th IEEE International Conference on Advanced Learning Technologies, ICALT 2010*, 210–214. <https://doi.org/10.1109/ICALT.2010.65>
- Wiederhold, B. K., Miller, I. T., & Wiederhold, M. D. (2018). Using virtual reality to mobilize health care: mobile virtual reality technology for attenuation of anxiety and pain. *IEEE Consumer Electronics Magazine*, 7(1), 106–109. <https://doi.org/10.1109/MCE.2017.2715365>
- Williams, P. (2019). Does competency-based education with blockchain signal a new mission for universities? *Journal of Higher Education Policy and Management*, 41(1), 104–117. <https://doi.org/10.1080/1360080X.2018.1520491>
- Wong, D. (2018). Vosviewer. *Technical Services Quarterly*, 35(2), 219–220. <https://doi.org/10.1080/07317131.2018.1425352>
- Wu, H. K., Lee, S. W. Y., Chang, H. Y., & Liang, J. C. (2013). Current status, opportunities and challenges of augmented reality in education. *Computers and Education*, 62, 41–49. <https://doi.org/10.1016/j.compedu.2012.10.024>
- Wulandari, S., Wibowo, F. C., & Astra, I. M. (2021). A review of research on the use of augmented reality in physics learning. *Journal of Physics: Conference Series*, 2019(1), 1-8. <https://doi.org/10.1088/1742-6596/2019/1/012058>
- Yan, H. (2021). The trends and challenges of emerging technologies in higher education. *ACM*

- International Conference Proceeding Series*, 89–95. <https://doi.org/10.1145/3459043.3459060>
- Yang, F., & Wu, W. (2010). The application of virtual reality in e-learning. *Proceedings of the International Conference on E-Business and E-Government*, 5548–5551. <https://doi.org/10.1109/ICEE.2010.1389>
- Yang, K. Y., & Heh, J. S. (2007). The impact of internet virtual physics laboratory instruction on the achievement in physics, science process skills and computer attitudes of 10th-grade students. *Journal of Science Education and Technology*, 16(5), 451–461. <https://doi.org/10.1007/s10956-007-9062-6>
- Yang, X., Leung, F., & Zhang, S. (2019). Junior secondary school students' conceptions of and approaches to learning mathematics and their relationships in mainland china. *Sustainability (Switzerland)*, 11(9), 1-13. <https://doi.org/10.3390/su11092476>
- Zamil, M. R. R., Hariyono, E., & Prahani, B. K. (2021). Profile of implementation direct instruction and physics problem solving skills of senior high school students. *Jurnal Ilmiah Pendidikan Fisika*, 5(3), 292-304. <https://doi.org/10.20527/jipf.v5i3.3895>
- Zhou, X., Tang, L., Lin, D., & Han, W. (2020). Virtual & augmented reality for biological microscope in experiment education. *Virtual Reality and Intelligent Hardware*, 2(4), 316–329. <https://doi.org/10.1016/j.vrih.2020.07.004>