

INDRY PARAFRASE

by international.journallabs@gmail.com 1

Submission date: 14-Dec-2022 10:33PM (UTC-0500)

Submission ID: 1934877076

File name: INDRY_PARAFRASE.docx (122.06K)

Word count: 2365

Character count: 13664

Which Is More Interesting Between Gamification, Share and Like In Customer Engagement In Millennials And Generation Z?

Indry Sulistiawati^{1*}, Rahmawati², Saida Zainurossaiamia ZA³

4

Faculty of Economics and Business Mulawarman University, Samarinda, East Kalimantan, Indonesia.

Abstract

Shopee is one of the major online retailers that offers a marketplace for exchanges of products and services between vendors and consumers, allowing for simple electronic transactions across networks and the internet. Shopee is not just a place for transactions; as it develops, it also offers a variety of conveniences for its users, such as making it simpler for users to complete daily tasks involving the purchase of goods and services, facilitating transactions, offering customers assistance with shopping-related issues, having game features that elicit strong emotions and offer numerous advantages, etc. 140 respondents were surveyed for this study, many of whom were Samarinda City Shopee users. By employing the PLS analysis technique to ascertain the influence between variables, this form of research is quantitative. The results of this study are broken down into ten hypotheses that explain how content marketing, gamification, and e-Women all significantly affect customer engagement, customer loyalty, and customer engagement—all of which are significantly mediated by customer engagement—and how content marketing, gamification, and e-Women significantly affect customer loyalty.

Keywords : content marketing, gamification, e-Wom, customer engagement, customer loyalty

INTRODUCTION

The Milineal and Z generations are the two generations that entered the peak period of this era. These two generations make up a sizable portion of the world's total human population, particularly in Samarinda. According to data from ppid.samarindakota.go.id, the percentages between the ages of 16 and 25 are 63.42 percent and between the ages of 26 and 35 are 47.89 percent, respectively. They had a significant impact on the development of the fourth industrial revolution, which saw the transition to digital technology. In terms of business, they hold a sizable market share. Understanding these two generations' personalities might be terrible for enhancing the expanding marketing strategy.

Shopee is one of the well-known online retailers that makes it simpler to do smartphone-only online purchasing activities. With rising sales and 171.2 million visitors, Shopee has the most visitors among other e-commerce sites. The bulk of these users are members of generation Y and Z, which is why katadata.co.id believes Shopee will improve throughout 2022.

In order to persuade generations Y and Z in Samarinda City to stay associated with Shopee by making purchases, suggesting, and continuing to use the Shopee application, this research will examine how Shopee employs digital marketing methods. The marketing plan utilizes content marketing, a technique that entails the creation, curation, and distribution of engaging and pertinent information to draw in customers and foster conversation around the content in question Kotler et al (2017: 74). In order to improve consumer engagement and foster customer loyalty, gamification is a modern marketing tactic that can stimulate the human brain by inducing a sense of pleasure and making the aim of completing a mission seem challenging. An advantage for the business is to promote E-comments Women's or statements because they can change how customers view the company's goods or services. Shopee is applied so that it is not confined to utilizing

not only with necessities but also with desires by employing these three digital marketing methods to engage generation Y and Z clients to continue using Shopee.

PREVIOUS RESEARCH

Content marketing

According to Kotler et al. (2017:74), content marketing is a technique for using marketing tools that entails producing, curating, sharing, and engaging material that is relevant and helpful to draw in customers and foster dialogue about the content in question. In order to foster relationships between brands and consumers, content marketing is also regarded as another important factor, such as a type of brand journalism.

According to Kotler et al. (2017:74), effective content marketing requires marketers to be able to produce material on their own or in collaboration with outside sources and present it on the digital channel with the most consumers. The ideal marketing content strategy is to explicitly show how information is produced and distributed without the correct pre- and post-distribution steps.

Gamification

In a non-gaming environment, gamification is a feature of a game in the form of a video game that attempts to inspire employees to provide better customer service, according to Alsawaier (2017:4).

In order to sustain attention and attract new users to a produced gaming activity, gamification must be implemented in marketing campaigns for goods and services. This is done by evoking a pleasant experience. Gabe (2017:16).

e-Wom

According to Chaffey & Fiona (2019: 168), electronic word-of-mouth (e-WOM) is digital marketing done through interpersonal communication using social media or the internet.

With positive or negative comments that will cause a succession of triggers and repercussions, the E-WOM conceptual model tackles the key aspects of brand engagement in consumers. Mohammed (2021:229) contends that when a consumer is actively involved with a brand, they are more likely to spread the positive e-WOM and so serve as an unintentional advocate for the product they have purchased.

Customer engagement

Customer involvement, according to Gambetti & Graffigna (2010) in Balio & Casais (2021: 322), is a crucial role because of the position that customers play in the purchasing process, where businesses must be able to satisfy their demands and those of their target market.

Building and maintaining a long-term relationship between producers and consumers is essential for economic success since it ensures that a product or brand will endure. Accordingly, the existence of customer engagement results in benefits for a brand such as inspiring higher organizational performance, growing sales, profitability, and fostering consumer loyalty.

Customer loyalty

Raouf (2019: 66) claims that customer loyalty is an action that is repeated while purchasing from the same retailer due to consumer intentions regarding the items and services selected based on the process of taking customer expectations.

METHOD

Concept framework and Hypotesis

The following is a picture of study connecting related variables to create a theoretical framework using the conceptual framework:

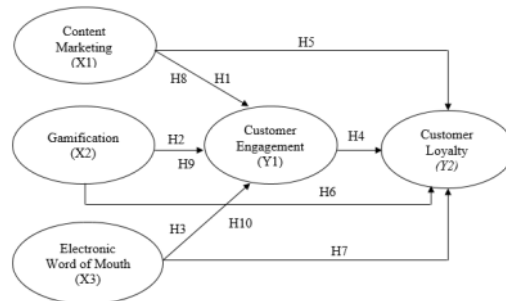


Figure 1. Variable design

The following hypotheses are based on the concept's above framework and are part of this study:

- H1: Content marketing (X1) significantly and favorably influences customer engagement (Y1).
- H2: Gamification (X2) significantly and favorably affects customer engagement (Y1).
- H3: Customer Engagement is positively and significantly impacted by electronic word-of-mouth (e-WOM) (X3) (Y1).
- H4: Customer Loyalty is positively and significantly impacted by Customer Engagement (Y1) (Y2).
- H5: Content Marketing (X1) significantly and favorably influences customer loyalty (Y2).
- H6: Gamification (X2) significantly and favorably affects customer engagement (Y2).
- H7: The impact of electronic word-of-mouth (e-WOM) (X3) on customer loyalty is favorable and significant (Y2).
- H8: Through the mediation of customer engagement, content marketing (X1) has a favorable and considerable impact on customer loyalty (Y2) (Y1).
- H9: Customer Engagement, via which Gamification (X2) has a favorable and considerable impact on Customer Loyalty (Y2) (Y1).
- H10: Through the mediation of customer engagement, electronic word-of-mouth (e-WOM) (X3) has a favorable and considerable impact on customer loyalty (Y2) (Y1)

RESULTS AND DISCUSSION

Online surveys were distributed as part of this study. Data collected from Shopee application users who have participated in Shopee Games in Samarinda City and who are residents of Samarinda City. The information was gathered by a number of participants, who completed the questionnaire with up to 153

responses, 140 of whom provided accurate information. The statistical tool for the SmartPLS program, version 3.0, will be used to examine the data that has been collected.

Users of the Shopee application in Samarinda City served as the research subjects for the study that was done on it. Data collected through the distribution of surveys to ascertain the relationship between the factors of marketing content, gamification, e-Women, customer engagement, and customer loyalty. The results of the questionnaire's data processing will be broken down into the following steps:

Convergent Validity

Convergent validity assessment is based on the correlation between the estimated item score/component score and SmartPLS software. An individual's reflex size is considered high if it correlates more than 0.70 with the measured construct. However, loading values of 0.5 to 0.6 are considered sufficient to be accepted in the early stages of scale development with the following tests :

Tabel 1. Loading factor

	Content (X1)	Gamification (X2)	e-WOM (X3)	Engagement (Y1)	Loyalty (Y2)
X1.1	0.877				
X1.2	0.886				
X1.3	0.889				
X1.4	0.896				
X1.5	0.880				
X1.6	0.903				
X2.1		0.889			
X2.2		0.884			
X2.3		0.905			
X2.4		0.885			
X3.1			0.906		
X3.2			0.918		
X3.3			0.914		
X3.4			0.917		
Y1.1				0.926	
Y1.2				0.968	
Y1.3				0.955	
Y2.1					0.951
Y2.2					0.962
Y2.3					0.947

The outcomes of the data processing described above demonstrate that the outer model value is qualified to demonstrate good discriminate validity because each indicator's correlation value is more than 0.5. thus it can be explained as a loading factor diagram model of each indicator on the examined variables, and the strength of the influence (R2) of independent variables on the dependents of the research model may be expressed as follows:

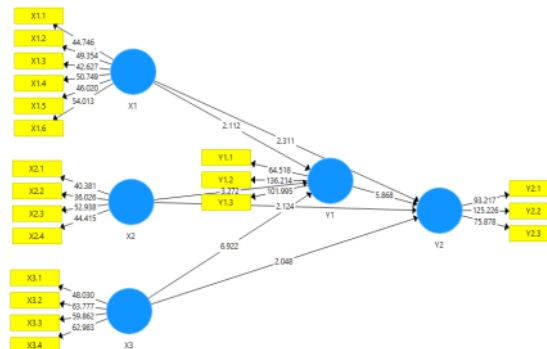


Figure 2. Loading Factor bootstrap

Discriminant Validity

an a few of the warnings of the a fews a few minutes of this the a. The. a few of the warnings of the warnings. a The discriminant validity level is stated to be good If the obtained AVE value is greater than the benchmark value of 0.5. Sp. (ETS)

Tabel 2. Average Variance Extracted (AVE)

	Average Variance Extracted (AVE)	Keterangan
X1	0.789	Valid
X2	0.793	Valid
X3	0.836	Valid
Y1	0.902	Valid
Y2	0.909	Valid

The AVE value produced in the research conducted has a value above the standard value of 0.5. So that in this study the discriminant validity value on Average Variance Extracted (AVE) is valid. Sp. (ETS)

Composite Reliability

The reliability of the final construct is evaluated using composite reliability. If the study's value exceeds the threshold of 0.70, the construct is deemed reliable.

Tabel 3. Composite Reliability

	Composite Reliability	Keterangan
X1	0.957	Reliabel
X2	0.939	Reliabel
X3	0.953	Reliabel
Y1	0.965	Reliabel
Y2	0.968	Reliabel

Cronbach's Alpha

As the construct's bottom bound, Cronbach's alpha serves as a partial measure of composite dependability. Although cronbach's alpha has a standard value of 0.7, a value of 0.6 is nevertheless considered to have acceptable reliability:

Tabel 4. Cronbach's Alpha

	Cronbach's Alpha	Keterangan
X1	0.947	Reliabel
X2	0.913	Reliabel
X3	0.934	Reliabel
Y1	0.946	Reliabel
Y2	0.950	Reliabel

5

Table 4 shows that the value of Cronbach's alpha for all variables is more than 0.70. This demonstrates that every variable has achieved Cronbach's alpha, indicating that all variables have a high degree of dependability.

Hypotesis Test

2

The calculation of the path coefficient **bootsrapping**, which displays the outcomes of the t-statistics test of the construct relationship under investigation, illustrates how the study tested its hypotheses. It can be explained as follows in light of how research topics are formulated and the findings of studies using the inner model:

10

Tabel 5. Path Coefficients (Mean, STDEV, t-Values)

	Original Sample (O)	T Statistics (IO/STDEVI)	P Values	Keterangan
Content Marketing -> Customer Engagement	0.182	2.112	0.036	Positif signifikan
Content Marketing -> Customer Loyalty	0.175	2.311	0.022	Positif signifikan
Gamification -> Customer Engagement	0.271	3.272	0.001	Positif signifikan
Gamification -> Customer Loyalty	0.168	2.124	0.035	Positif signifikan
e-Word Of Mouth -> Customer Engagement	0.518	6.922	0.000	Positif signifikan
e-Word Of Mouth -> Customer Loyalty	0.188	2.048	0.042	Positif signifikan
Customer Engagement -> Loyalitas Konsumen	0.446	5.868	0.000	Positif signifikan
Content Marketing -> Customer Engagement -> Customer Loyalty	0.081	2.000	0.047	Positif signifikan
Gamification -> Customer Engagement -> Customer Loyalty	0.121	2.826	0.005	Positif signifikan
e-Word of Mouth -> Customer Engagement -> Customer Loyalty	0.231	4.833	0.000	Positif signifikan

CONCLUSION

4 Article Error (ETS)

The following conclusions can be drawn from the analysis, testing, and discussion of the hypotheses:

1

Customer engagement is positively and significantly impacted by content marketing. Indicators with a high loading factor, namely in consistency, where the statement is in the perspective of respondents in high categories, support this.

Customer loyalty is positively and significantly impacted by content marketing. This is backed by the existence of reference indicators, whose validity is assessed by respondents' evaluations of extremely valuable and captivating information expressed in simple and direct language.

P/V (ETS)

Customer engagement is positively and significantly impacted by gamification. The indications that have a high loading factor, specifically the rewards delivered, support this. According to respondents, the comment fell into a high category.

Customer loyalty is positively and significantly impacted by gamification. The characteristics of the games played on Shopee, specifically Shopee Tanam having the highest rating, support this. Customers must share and invite coworkers, friends, or family who have the Shopee application or do not in order to receive bigger rewards in the Shopee tanam game, which is the easiest game to play.

Customer engagement is positively and significantly impacted by e-Word of Mouth. This is reinforced by the existence of simple indications, which means that customers will be influenced to participate in customer communication by clear information from favorable remarks from other customers who have used the product.

Customer loyalty is positively and significantly impacted by e-Word of Mouth. This is corroborated by the characteristics of respondents, particularly the higher rating given to women because they are more expressive than men when expressing their views about the goods.


Customer loyalty is positively and significantly impacted by customer involvement. The behavior indication (activation), which has the highest value for the loading factor, supports this.

Content marketing has a favorable and considerable impact on consumer engagement, loyalty, and retention. Content marketing has a favorable and considerable impact on consumer engagement, loyalty, and retention. Customer engagement variables' indirect influence on customer loyalty has a greater impact than direct influence. Thus, it is evident that marketing material can foster client loyalty through client involvement.

Customer engagement and loyalty can be mediated through gaming, and this has a good and significant impact. Customer engagement and loyalty can be mediated through gaming, and this has a good and significant impact. Customer engagement variables' indirect influence on customer loyalty has a greater impact than direct influence. Thus, it can be observed that gamification can increase client involvement and loyalty.

e-Word of Mouth on customer loyalty to customer engagement as mediation has a positive and significant effect. e-Word of Mouth on customer loyalty to customer engagement as mediation has a positive and significant effect. Direct influence on customer loyalty has less effect than indirect influence through customer engagement variables. So it can be seen that e-Word of Mouth can create customer loyalty with customer involvement.

Customer engagement, which is influenced by marketing strategies like content marketing, gamification, and e-WOM, has an impact on customer loyalty through the medium of customer engagement. This engagement is supported by quality and useful content to encourage positive comments on the content provided, and the presence of game features that offer rewards encourages customers to keep up their engagement in order to draw emotional customers who will be devoted to Shopee's goods and services.



INDRY PARAFRASE

ORIGINALITY REPORT

14%

SIMILARITY INDEX

9%

INTERNET SOURCES

8%

PUBLICATIONS

2%

STUDENT PAPERS

PRIMARY SOURCES

1	Lim Sanny, Audrey Hamada, Adholphine Prameswari, Andi Setiawan. "Effects of Social Media Marketing in Cloud Kitchen Towards Online Platform in Indonesia", 2022 International Seminar on Application for Technology of Information and Communication (iSemantic), 2022 Publication	2%
2	repository.ub.ac.id Internet Source	2%
3	jurnal.stie-aas.ac.id Internet Source	1%
4	www.ajhssr.com Internet Source	1%
5	Submitted to Universitas Negeri Semarang Student Paper	1%
6	Submitted to University of Stirling Student Paper	1%
7	R Setyadi, A B A Rahman, A Subiyakto. "Statistical and Interpretative Analyses for	1%

Testing Customer Trust Questionnaires on IT Governance", IOP Conference Series: Materials Science and Engineering, 2019

Publication

8	ejournal.lppm-unbaja.ac.id Internet Source	1 %
9	eprints.upnyk.ac.id Internet Source	1 %
10	eprints.undip.ac.id Internet Source	1 %
11	Jyoti Kumar Chandel, Sat Prakash Bansal, Said Gattoufi. "Examining the Relationships Among Antecedents of Behavioural Intentions in Adventure Sports Context", Polish Journal of Sport and Tourism, 2018 Publication	<1 %
12	techniumscience.com Internet Source	<1 %
13	Nofrizal, Undang Juju, Sucherly, Arizal N, Idel Waldelmi, Aznuriyandi. "Changes and determinants of consumer shopping behavior in E-commerce and social media product Muslimah", Journal of Retailing and Consumer Services, 2023 Publication	<1 %
14	Abror Abror, Dina Patrisia, Yunita Engriani, Susi Evanita, Yasri Yasri, Shabbir Dastgir.	<1 %

"Service quality, religiosity, customer satisfaction, customer engagement and Islamic bank's customer loyalty", Journal of Islamic Marketing, 2019

Publication

15

Tri Sulkarnain Ahmad, Srifatmawati Ahmad, Afriyani Afriyani. "Entrepreneurial commitment, entrepreneurial competence, towards business performance through business competitiveness development", JPPI (Jurnal Penelitian Pendidikan Indonesia), 2022

Publication

<1 %

16

digilib.uin-suka.ac.id

Internet Source

<1 %

17

Amriah Amir, Silvya L. Mandey, Hendra N. Tawas. "PENGARUH PERCEIVED VALUE, BRAND IMAGE TERHADAP CUSTOMER LOYALTY MELALUI CUSTOMER ENGAGEMENT SEBAGAI VARIABEL MEDIASI (STUDI PADA PELANGAN INDIHOME PT. TELKOM MANADO)", JMBI UNSRAT (Jurnal Ilmiah Manajemen Bisnis dan Inovasi Universitas Sam Ratulangi)., 2021

Publication

<1 %

18

Catherine Prentice, Mai Nguyen. "Engaging and retaining customers with AI and employee service", Journal of Retailing and Consumer Services, 2020

<1 %

19

Ronnie Kritzinger, Daniël Johannes Petzer.
"Motivational factors, customer engagement
and loyalty in the South African mobile instant
messaging environment: Moderating effect of
application usage", European Business
Review, 2020

<1 %

Publication

Exclude quotes Off

Exclude matches Off

Exclude bibliography Off

INDRY PARAFRASE

PAGE 1



Sp. This word is misspelled. Use a dictionary or spellchecker when you proofread your work.



Sp. This word is misspelled. Use a dictionary or spellchecker when you proofread your work.



Article Error You may need to use an article before this word.



Sp. This word is misspelled. Use a dictionary or spellchecker when you proofread your work.



P/V You have used the passive voice in this sentence. Depending upon what you wish to emphasize in the sentence, you may want to revise it using the active voice.



Sp. This word is misspelled. Use a dictionary or spellchecker when you proofread your work.



Article Error You may need to remove this article.



Sp. This word is misspelled. Use a dictionary or spellchecker when you proofread your work.



Sp. This word is misspelled. Use a dictionary or spellchecker when you proofread your work.



Possessive This word may be a plural noun and may not need an apostrophe.

PAGE 2



P/V You have used the passive voice in this sentence. Depending upon what you wish to emphasize in the sentence, you may want to revise it using the active voice.



Article Error You may need to remove this article.



Sp. This word is misspelled. Use a dictionary or spellchecker when you proofread your work.



Sp. This word is misspelled. Use a dictionary or spellchecker when you proofread your work.



P/V You have used the passive voice in this sentence. Depending upon what you wish to emphasize in the sentence, you may want to revise it using the active voice.



Prep. You may be using the wrong preposition.



Article Error You may need to use an article before this word.

PAGE 3



Sp. This word is misspelled. Use a dictionary or spellchecker when you proofread your work.

PAGE 4



P/V You have used the passive voice in this sentence. Depending upon what you wish to emphasize in the sentence, you may want to revise it using the active voice.



Article Error You may need to remove this article.



Sp. This word is misspelled. Use a dictionary or spellchecker when you proofread your work.



Missing ", " You may need to place a comma after this word.



Article Error You may need to remove this article.

PAGE 5



Dup. You have typed two **articles** in a row. You may need to delete one of them.



Sp. This word is misspelled. Use a dictionary or spellchecker when you proofread your work.



Article Error You may need to remove this article.



Dup. You have typed two **articles** in a row. You may need to delete one of them.



Sp. This word is misspelled. Use a dictionary or spellchecker when you proofread your work.



Article Error You may need to remove this article.



Sp. This word is misspelled. Use a dictionary or spellchecker when you proofread your work.

PAGE 6



Sp. This word is misspelled. Use a dictionary or spellchecker when you proofread your work.



Article Error You may need to use an article before this word.



P/V You have used the passive voice in this sentence. Depending upon what you wish to emphasize in the sentence, you may want to revise it using the active voice.

PAGE 7



Sp. This word is misspelled. Use a dictionary or spellchecker when you proofread your work.



Sp. This word is misspelled. Use a dictionary or spellchecker when you proofread your work.



Sp. This word is misspelled. Use a dictionary or spellchecker when you proofread your work.



P/V You have used the passive voice in this sentence. Depending upon what you wish to emphasize in the sentence, you may want to revise it using the active voice.



Confused You have used **to** in this sentence. You may need to use **two** instead.



P/V You have used the passive voice in this sentence. Depending upon what you wish to emphasize in the sentence, you may want to revise it using the active voice.



Sp. This word is misspelled. Use a dictionary or spellchecker when you proofread your work.



Article Error You may need to use an article before this word.



Sp. This word is misspelled. Use a dictionary or spellchecker when you proofread your work.



P/V You have used the passive voice in this sentence. Depending upon what you wish to emphasize in the sentence, you may want to revise it using the active voice.



P/V You have used the passive voice in this sentence. Depending upon what you wish to emphasize in the sentence, you may want to revise it using the active voice.