

2017_JBAT_PREPARATION_OF_SPENT_BLEACHING_EARTH-SUPPORTED_CAL.pdf

by

Submission date: 24-Mar-2022 12:11PM (UTC+0700)

Submission ID: 1791573000

File name: 2017_JBAT_PREPARATION_OF_SPENT_BLEACHING_EARTH-SUPPORTED_CAL.pdf (688.11K)

Word count: 3921

Character count: 20652



Preparation of Spent Bleaching Earth-Supported Calcium from Limestone as Catalyst in Transesterification of Waste Frying Oil

Noor Hindryawati^{1,✉}, Daniel¹, Erwin¹, Gaanty Pragas Maniam^{2,3}

DOI 10.15294/jbat.v6i1.9860

¹Faculty of Mathematic and Natural Sciences, Mulawarman University, Gunung Kelua, 75113 Samarinda, East Kalimantan, Indonesia

²Faculty of Industrial Sciences and Technology, Universiti Malaysia Pahang, Lebuhraya Tun Razak, 26300 Gambang, Kuantan, Pahang, Malaysia

³Central Laboratory, Universiti Malaysia Pahang, Lebuhraya Tun Razak, 26300 Gambang, Kuantan, Pahang, Malaysia

Article Info

Article history:

Accepted

March 2017

Approved

May 2017

Published

June 2017

Keywords :

Transesterification;

Heterogeneous base

catalyst; Waste

frying oil; Spent

bleaching earth;

Methyl ester

Abstract

An investigation was conducted on palm oil refinery waste-spent bleaching earth (POR-SBE), POR-SBE supported by calcium as catalysts for methyl esters production through transesterification process using waste frying oil. The catalysts showed longer lasting activity than traditional alkali catalysts. The optimum conditions for the process were: Ca-POR-SBE catalyst amount 7 %; methanol to oil molar ratio 12:1; and a reaction duration is 4 h. The process was able to transesterify oil to methyl esters at 96.8 % conversion at 65 °C. The catalysts were easily separated from the reaction mixture and the final product met selected biodiesel fuel properties in accordance with European Standard EN 14214.

INTRODUCTION

Biodiesel is one of the alternative fuel that very attracting attention worldwide as blended fuel. However, operational cost (about 80%) exerts the major impact on the overall production cost of biodiesel (Demirbas, 2010). Production biodiesel with simple method and cheaper cost production recently become interest topic area for researcher due to develop a new method. Biodiesel is mainly prepared from edible oil, the other issues are utilizing edible oil for biodiesel that competes with food needs and has a definite impact on global food security and agricultural land. One of the ways to

enter this issue is to use waste oil as feedstock for biodiesel production.

In Indonesia, palm oil is the common oil used for production of biodiesel as it is beneficially due to locally available and accessible. This is because Indonesia is one of the major producers and exporters of palm oil. Furthermore, waste frying oil (WFO) and waste oil from palm oil industry can be used for production of biodiesel. Conversion of waste oil into valuable product has add value to the sustainability of biodiesel as the production cause less or no harm to the environment and thus able to replace petroleum fuel and continue for a long time.

Spent bleaching earth (SBE) is one of the major wastes from the edible oil industry. In Indonesia, one, with an annual production of about 18 million tonnes of crude palm oil (CPO), more than 100,000 tonnes of SBE is generated yearly. The most common way of disposing of the oil laden SBE is by dumping into landfill. Using SBE as a feedstock in biodiesel production has been reported, but again, the spent bleaching earth (SBE) is a waste without any appreciable use. Bleaching earth is mainly composed of smectite, an aluminosilicate mineral with variable net negative charge, which is balanced by Na, Ca, Mg and, or, H adsorbed externally on interlamellar surfaces. The native metal is very low in content and in unstructured pattern. When SBE is acid-activated, hydrogen ions attack the aluminosilicate layers via the interlayer region. This attack alters the structure, chemical composition and physical properties of the earth. The hydrogen ion on interlayer could exchange by substitution of metal. As such, the metals presence can be designed in more structural manner and in desired amount.

In this work, a novel approach is proposed where the Si supported calcium from limestone will be used as a catalyst in the very same reaction transesterification of waste frying oil. Heterogeneous catalysts have the potential to address the disadvantage issues created by the conventional caustic homogeneous catalysts as they provide easier separation techniques, leave the product free of catalyst impurities and exclude the requirement for product neutralization and purification steps.

MATERIAL AND METHODS

Material

Fresh SBE was collected from Local oil palm industry (Paser), limestone was collected from Puger Mountain, Java. Analytical grade methanol, *n*-hexane, petroleum ether (PE), chloroform (CHCl₃), sulphuric acid (95-97 %), ethanol, Thin Layer Chromatography (TLC) (20 x 20 cm, silica gel 60 F254) of HPTLC grade were purchased from MERCK (Germany). phenolphthalein (H_a = 8.2), 2,4-dinitroaniline (H_a = 15.0) and 4-nitroaniline (H_a = 18.4) are purchased from Bendosen. Methyl heptadecanoate as an internal standard GC grades (> 99.1 %) were obtained from Sigma-Aldrich (Switzerland), whereas iso-propanol, glacial acetic acid, potassium iodide, starch, sodium thiosulphate

(Na₂S₂O₃), and benzene were from Merck KGaA (Darmstadt, Germany).

Extraction of oil via Ultrasound Extraction from SBE

The fresh SBE is dried overnight in oven at 110 °C and then grinded into fine particle size. The oil adsorbed on SBC is extracted via ultrasound with *n*-hexane (non-polar solvent) according to the method applied in study of Maniam et al. (2013). For optimization of oil extraction, 10 g of SBC is extracted with 10 g hexane via ultrasound at temperature of 65 °C for 15 min, 30 min, 45 min, and 60 min respectively. The sonicated mixture is then centrifuge at 7000 rpm for 15 min to obtain clear supernatant layer. The supernatant solution is transferred to pre-weight rotary flask and solvent is recovered via rotary evaporation. The oil content is calculated by dividing mass of oil extracted (M_{oil}) with mass of SBE (M_{SBE}) in g as expressed in Equation 1.

$$\text{Oil wt. \%} = M_{\text{oil}}/M_{\text{SBE}} \times 100 \quad (1)$$

Catalyst Preparation

The limestone were cleaned using water to remove dirt matters, then dried in an oven at 105 °C overnight and ground using pestle and mortar to obtain the gross powder continue with sieved through 200 mesh before being subjected to heat treatment in the furnace at 900 °C for 2 h. Ca-POR-SBE were prepared using the wet impregnation method. Spent bleaching earth free oil (50 g) was added into 150 mL distilled water and was placed into 250 mL flask held by mechanical stirring for 5 hours. The Ca-impregnated SBE sample was prepared at 50 %wt CaO limestone (from SBE weight). It then was dried in an oven at 120°C for 3 h. Upon drying, the Ca-POR-SBE particle was calcined at 850 °C for 2 hour.

Catalyst Characterization

The size and morphology of Ca-POR-SBE catalyst was observed by FE-SEM (JSM-7800F), the crystallinity characterized by X-ray diffraction (Rigaku) and surface area of catalyst was analysed by surface area analysis. The base strengths of the catalyst (H_a) were determined by using Hammett indicators. The following Hammett indicators were used: phenolphthalein (H_a = 8.2), 2,4-dinitroaniline (H_a = 15.0) and 4-nitroaniline (H_a = 18.4). About 25 mg of catalyst was shaken with 5.0 mL of a solution

Table 2. Characterization of WCOs.

Test	WFO ₁	WFO ₂	WFO ₃	WFO ₄ *
Acid Value (mg/KOHg)	4.77	6.69	2.51	3.54
FFA (%)	2.39	3.36	1.23	1.67
Water content (wt.%)	0.12	0.12	0.12	0.11
Density (g/cm ³)	0.91	0.91	0.91	0.91
Viscosity (cP)	68.20	69.20	67.6	64.00

Note: WFO₁: Restaurant in samarinda; WFO₂: Restaurant in samarinda seberang; WFO₃: Domestic house; WFO₄: Cafeteria in Mulawarman University (* as a feedstock)

of Hammett indicator diluted with methanol, and left to equilibrate for 2 h. After the equilibration, the colour change of the solution was noted.

3 Transesterification

The conversion of waste frying oil to methyl ester (biodiesel) was performed in a 50 ml 2-neck round bottom flask equipped with a reflux condenser and magnetic stirrer. The transesterification reaction between oil and methanol was carried out in the liquid phase under atmospheric pressure at 65 °C with continuous stirring. The effect of molar ratio of methanol to oil, catalyst/oil weight ratio and reaction time on the conversion of triglycerides to biodiesel were investigated. After the transesterification, the reaction mixture was allowed to cool. Biodiesel was isolated by centrifugation to further separate the layers (methyl ester, glycerol and catalyst, and then excessive amount of methanol and water was evaporated before the chromatographic analysis. The concentration of FAME in the sample was quantified using GC-FID (Clarus 500 GC-FID, PerkinElmer) by following the European regulation procedure EN 14214 with polar capillary column (DB-Wax, 30 m x 0.25 mm i.d. x 0.25 µm) using methyl heptadecanoate as an internal standard. Peaks of methyl ester were identified by comparing them with their respective standards. The quality of the final product was tested for viscosity, acid number, free fatty acid (FFA) and density by following the EN 14214.

RESULT AND DISCUSSIONS

Quality parameter of Feedstock

The types of feedstock were used in this study is waste frying oil (WFO). WFO was characterized in term of acid value, density, water content and viscosity (Table 1). As oleic acid is the predominant fatty acid in WFO. The acid value of WFO is 3.54 ± 0.05 mg/KOH g (equivalent to 1.77

% FFA as oleic acid). The relatively high viscosity is due to the two main factors influencing viscosity i.e. structure and intermolecular forces (Refaat, 2009). Viscosity increases with degree of saturation and the attractive intermolecular forces. Factors such as double-bond configuration; cis double-bond configuration resulted in lower viscosity than the trans. The chain length (number of carbon atoms) was also influence the viscosity (Knothe & Steidley, 2005). It has been reported by Rodrigues et al. (2006) that the presence of one double bond lead to higher viscosity, than two or three double bonds.

Table 1. Quality parameters of WFO.

Parameter	WFO
Acid value (mgKOH/g)	3.54 ± 0.05
Density (kg. m ⁻³)	911 ± 1.9
Water content (wt.%)	0.28 ± 0.06
Viscosity (cP)	64.00 ± 1.8

The characteristic of WFO from different sources is presented in Table 2. The acid value, FFA, water content, density and viscosity of WFOs from different sources in Samarinda were similar, although the acid value and viscosity have small differences depending on the WFO sources. Vegetable oils used in industrial or household frying undergo degradation by hydrolytic and oxidative reactions, both processes being responsible for changes in the chemical and physical properties, compared to the fresh oil (Rossi & Ramos, 2000). Frying will change the chemical and physical properties of the oil, such as viscosity and free fatty acid content, colour change, iodine number drop, change in fraction and the oil's increased foaming property and the oil becomes darker and develops an unpleasant odour (Farhoosh & Tavassoli-Kafrani, 2011; and Kleinová et al., 2013).

The major fatty acid of WFO is oleic acid, the comparison with previous work was investigated and tabulated in Table 3. The unsaturated fatty acid consist of 62.85 %, while the saturated components is accounted as 37.15 %. The palmitic acid in WCF was lower than RBD-PO, it

Table 3. Fatty acid composition of WFO.

Fatty acid	Composition (%)	
	Present work	Previous work (Atapour et al., 2014)
Saturated		
Lauric (C _{12:0})	0.84	0.20
Myristic (C _{14:0})	1.33	0.70
Palmitic (C _{16:0})	30.36	28.9
Stearic (C _{18:0})	4.62	4.00
Arachidic (C _{20:0})	-	0.30
Sub total	37.15	34.10
Unsaturated		
Palmitoleic (C _{16:1})	3.39	0.20
Oleic (C _{18:1})	40.90	37.30
Linoleic (C _{18:2})	17.57	26.80
Linolenic (C _{18:3})	0.99	1.10
Sub total	62.85	65.10
Others		0.50
Total	100.00	100.00

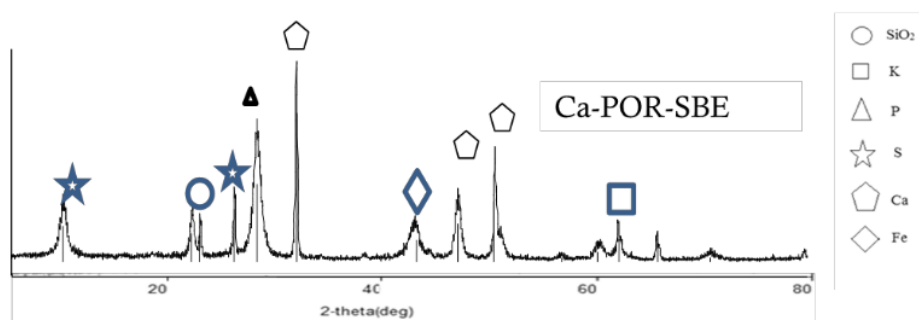


Figure 1. XRD Diffractogram of the catalyst.

could be that the cooking oil was used to fry chicken or fish causing the fatty acid composition of the waste oil to resemble the composition of chicken and fish. Boey et al. (2011d) reported, chicken fat oil content 6.3% palmitoleic acid. In line with Hemung et al. (2010), catfish oil has 2.14 % of palmitoleic acid. The WFO could be used to fry chicken which justify the presence of palmitoleic acid (C_{16:1}). Originally in RBD-PO the palmitoleic acid is not usually present. WFO properties are much different compared with fresh cooking oil. During frying process, heat and water accelerates the hydrolysis of triglycerides and increases the free fatty acid content in oil. The problem with waste cooking oil is that they usually contain large amount of free fatty acids.

Catalyst Characterization

The XRD patterns for Ca-POR-SBE shows the intense diffraction peaks of the element and indicate that it is in crystalline form. Potassium, phosphorus, gamma-Fe, calcium and cyclo-18-sulphur are the elements that have been found in calcium. Calcium over SBE. Since SBE contains silica, it can act as support material in the formation of basic catalyst (Figure 1).

FESEM image of the POR-SBE and Ca-POR-SBE catalyst is clearly shown in Figure 2. The micrograph of POR-SBE (Figure 2a) demonstrated amorphous material with heterogeneous spherical particle, in contrast with Ca-POR-SBE shown calcium species could be found distributed on the surface of the support, which contributes to basicity




Figure 2. FESEM image of (a) POR-SBE, (b) Ca-POR-SBE catalyst.

Table 4. BET profile of POR-SBE and Calcium impregnated to POR-SBE.

Sample	BET surface area(m ² /g)	Pore volume(cm ³ /g)	Pore size (Å)
DSBE	120.1647	0.243180	83.2033
Ca/POR-SBE	40.9721	0.222066	240.6231

of the catalyst. The reflux method, continued by calcination at 850 °C, made the spherical crystals on the surface agglomerate with a porous appearance in Ca_POR-SBE. This structure also indicates that there is possible increase in contact between the catalyst and the substrates, which will lead in better efficiency of transesterification because the granules made up of smaller granules and porous netlike structure.

BET was conducted to study catalyst pore size by sorption of nitrogen gas at liquid nitrogen temperature (-196 °C).

Both samples showed slightly different reading due to pre-treatment that has been adopted on them (Table 4). DSBE which non-impregnated with CaO show high surface area. These characteristics are obviously different from the Ca²⁺ impregnated over SBE catalyst. The impregnation of Ca on SBE surface has reduced the surface area and pore volume. This is because during the impregnation, the CaO molecules filled the available pores in the DSBE, leading to a decrease of the surface area and pore volume of the catalyst while increase of the pore size of the catalyst. After impregnation the pore sizes of Ca/POR-SBE more large than SBE, CaO supported deoiled DSBE shown as a mesoporous solid, and the surface area of the catalyst slightly decreases due to CaO has filled the pores and cavity on the SBE surface.

Transesterification Waste Frying Oil

Effect of catalyst amount.

The effect of catalyst amount was investigated by varying 1 to 10 wt%, it was revealed in Figure 3. In the illustration shown, the increasing catalyst amount the conversion of the methyl ester increase step by step, the optimum condition was achieved at 5 wt% of amount catalyst for Ca-POR-SBE and 7 wt% for Ca-POR-SBE. This is because the low amount of catalyst cannot support the oil conversion. The methyl ester conversion reaches an optimal value when the catalyst amount reaches at 5 wt.% and 7 wt.% with methyl ester conversion above 96.5%, this is because the contact opportunity of the catalyst and the reactant directly affect to the conversion. Furthermore, increasing the catalyst amount beyond the optimal value has a negative effect on the purity of the final product. After achieved of optimum condition point, the methyl ester conversion will sustainable decreased. It is probably, when the amount of the catalyst increased, more products were adsorbed, caused presence of high soap content which will leads to the low activity. Furthermore caused esters conversion decreased.

21

Effect of methanol/oil molar ratio

The effect of methanol/oil molar ratio was observed, five different varied from 6:1, 9:1, 12:1,

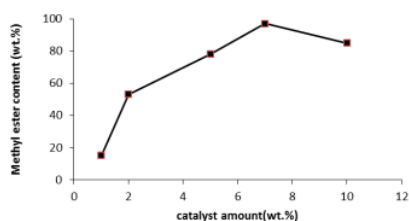


Figure 3. The effect of catalyst amount on methyl esters conversion.

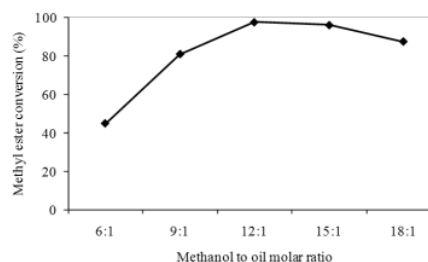


Figure 4. The effect methanol to oil molar ratio on methyl esters conversion.

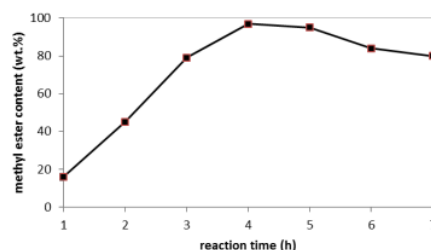


Figure 5. The effect of reaction time on methyl esters conversion.

15:1 and 18:1 Methanol/oil is one of the important variables that affect in the transesterification reaction. The maximum methyl ester conversion was achieved at 12:1 methanol/oil molar ratio with obtained high conversion above 96.7% methyl ester conversion. However, a drop of methyl ester conversion was seen after the methanol/oil molar ratio at 22 and then was sustainable decreased until 18:1 methanol/oil molar ratio. Increasing further the molar ratio did not cause any appreciable change in the reaction activity. This may due to the high ratio is too large and can cause the difficult separation of methyl esters and glycerol as well as complicates the methanol removal process.

Effect of reaction duration

The effect of the reaction duration is shown in Figure 5. The reaction duration was varied from 1 to 7 h. From Figure 5, it can be seen that for the catalyst amount of 7 wt.%, the ME content increased within the first 2 h and reached as high as 49 wt.%. Further, with an increase in the reaction duration more than 4 h, the methyl esters content increased and remained almost constant as a result of near equilibrium at 96.8%. However, the conversion increased step by step until reaction time at 4 h. Moreover, it is interesting to note that for longer reaction duration the conversion decreases,

which may due to the reverse reaction, resulting in a loss of esters as well as causing more fatty acid to form soap. It is the same trend for Ca-POR-SBE, but the optimum reaction time is 4 h with the methyl ester conversion reach 96.8%.

Figure 6 presents chromatogram of methyl esters from WFO and the internal standard (methyl heptadecanoate). The oleic acid is the major fatty acid followed by palmitic acid and linoleic acid. Methyl esters of stearic, palmitoleic, myristic, linolenic, and lauric are present as minor constituents.

The physical and chemical properties of methyl ester

The physical and chemical properties of the prepared biodiesel are demonstrated in Table 4. Although many other parameters need to be analysed in order to confirm the final product as a fuel, these nine parameters can serve as indicators of the product for the purpose to be used as a fuel.

The properties of ME (biodiesel) are compared with those of EN14214 biodiesel standards. The present results obtained show that the transesterification process improved the fuel properties of the oil. The methyl esters of WFO is above 96.5%, this value is follow with EN14214 biodiesel standard.

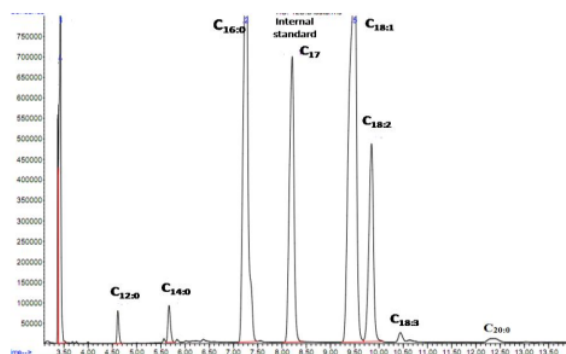


Figure 6. GC-FID Chromatogram.

Table 4. Physicochemical properties of methyl esters

Parameters	Unit	Catalysts	Biodiesel specification
		Ca-POR-SBE	EN14214
Esters content	wt. %	96.8±0.3	EN 14103 96.5 (min)
Density	kg m ⁻³	873	EN ISO 12185 860 – 900
Viscosity	cP	3.2	3.5 – 5.0
Acid value	mg g ⁻¹ KOH	0.4	EN 14104-0.5 (max)
Iodine value	g I ₂ /100 g	104	EN 14111- 130 (max)
Flash point	°C	164	EN ISO 3679 120 120 (min)
Cloud point	°C	10	EN 23015
Moisture content	mg/kg	300	EN ISO 12937- 500 (max)

CONCLUSIONS

In this paper, Calcium from limestone ¹³ has been successfully loaded onto POR-SBE as a catalyst in transesterification of waste frying oil. Optimized conditions found to be 12:1 methanol to oil molar ratio; for Ca-POR-SBE as catalyst the optimum are 4 h reaction time and 7 wt.% catalyst amount achieving 96.8% conversion. Utilization of POR-SBE as an eco-friendly and cheap solid support is a promising.

ACKNOWLEDGEMENT

The authors acknowledge the Ministry of Higher Education Indonesia for funding the research through HIBAH Fundamental, Mulawarman University and Universiti Malaysia Pahang.

REFERENCES

US Energy Information Administration (EIA). Annual Energy Outlook 2011 with Projections to 2035. <<http://205.254.135.7/>

forecasts/aeo/er/early_elecgen.cfm>(May 2016).

- Abdullah, A.Z., Razali, N., Lee, K.T. 2009. Optimization of mesoporous K/SBA-15 catalyzed transesterification of palm oil using response surface methodology. *Fuel Processing Technology*. 90 : 958-964.
- Agrawal, S., Singh, B., Sharma, Y.C. 2012. Exoskeleton of a Mollusk (*Pila globosa*) as a heterogeneous catalyst for synthesis of biodiesel using frying oil. *Industrial & Engineering Chemistry Research*. 51 : 11875-11880.
- Alim, M.A., Lee, J.H., Akoh, C.C., Choi, M.S., Jeon, M.S., Shin, J.A., Lee, K.T. 2008. Enzymatic transesterification of fractionated rice bran oil with conjugated linoleic acid: Optimization by response surface methodology. *LWT - Food Science and Technology*. 41 : 764-770.
- Boey, P.-L., Maniam, G.P., Hamid, S.A. 2009. Biodiesel production via transesterification of palm olein using waste mud crab (*Scylla serrata*) shell as a heterogeneous catalyst. *Bioresources Technology*. 100 : 6362-6368.

- Boey, P.-L., Maniam, G.P., Hamid, S.A., Ali, D.M.H. 2011. Utilization of waste cockle shell (*Anadara granosa*) in biodiesel production from palm olein: Optimization using response surface methodology. *Fuel*. 90: 2353-2358.
- EIA, 2014. Energy Information Administration. Monthly Biodiesel Production Report.
- Lee, H.V., Yunus, R., Juan, J.C., Taufiq-Yap, Y.H. 2011. Process optimization design for jatropha-based biodiesel production using response surface methodology. *Fuel Processing Technology*. 92 : 2420-2428.
- Liao, C.-C., Chung, T.-W. 2013. Optimization of process conditions using response surface methodology for the microwave-assisted transesterification of *Jatropha* oil with KOH impregnated CaO as catalyst. *Chemical Engineering Research and Design*. 91: 2457-2464.
- Limmanee, S., Naree, T., Bunyakiat, K., Ngamcharussrivichai, C. 2013. Mixed oxides of Ca, Mg and Zn as heterogeneous base catalysts for the synthesis of palm kernel oil methyl esters. *Chemical Engineering Journal*. 225: 616-624.
- Reyero, I., Arzamendi, G., Gandía, L.M. 2014. Heterogenization of the biodiesel synthesis catalysis: CaO and novel calcium compounds as transesterification catalysts. *Chemical Engineering Research and Design*. 92: 1519-1530.
- Rodrigues, R.C., Ayub, M.A.Z. 2011. Effects of the combined use of *Thermomyces lanuginosus* and *Rhizomucor miehei* lipases for the transesterification and hydrolysis of soybean oil. *Process Biochemistry*. 46: 682-688.
- Salamatinia, B., Mootabadi, H., Bhatia, S., Abdullah, A.Z. 2010. Optimization of ultrasonic-assisted heterogeneous biodiesel production from palm oil: A response surface methodology approach. *Fuel Processing Technology* 91: 441-448.
- Shieh, C.J., Liao, H.F., Lee, C.C. 2003. Optimization of lipase-catalyzed biodiesel by response surface methodology. *Bioresources Technology*. 88: 103-106.
- Silva, G.F., Camargo, F.L., Ferreira, A.L.O. 2011. Application of response surface methodology for optimization of biodiesel production by transesterification of soybean oil with ethanol. *Fuel Processing Technology*. 92: 407-413.
- Tang, S., Wang, L., Zhang, Y., Li, S., Tian, S., Wang, B. 2012. Study on preparation of Ca/Al/Fe₃O₄ magnetic composite solid catalyst and its application in biodiesel transesterification. *Fuel Processing Technology*. 95: 84-89.
- Teo, S.H., Taufiq-Yap, Y.H., Ng, F.L. 2014. Alumina supported/unsupported mixed oxides of Ca and Mg as heterogeneous catalysts for transesterification of *Nannochloropsis sp.* microalga's oil. *Energy Conversion and Management*. 88:1193-1199.

2017_JBAT_PREPARATION_OF_SPENT_BLEACHING_EARTH-SUPPORTED_CAL.pdf

ORIGINALITY REPORT

19%

SIMILARITY INDEX

7%

INTERNET SOURCES

19%

PUBLICATIONS

9%

STUDENT PAPERS

PRIMARY SOURCES

- 1** Submitted to Aurora High School 2%
Student Paper
- 2** Boey, Peng-Lim, Gaanty Pragas Maniam, and Shafida Abd Hamid. "Utilization of Waste Crab Shell (*Scylla serrata*) as a Catalyst in Palm Olein Transesterification", *Journal of Oleo Science*, 2009. 2%
Publication
- 3** Submitted to University of Surrey 1%
Student Paper
- 4** Thongthai Witoon, Sittisut Bumrungsalee, Peerawut Vathavanichkul, Supaphorn Palitsakun et al. "Biodiesel production from transesterification of palm oil with methanol over CaO supported on bimodal meso-macroporous silica catalyst", *Bioresource Technology*, 2014 1%
Publication
- 5** Hájek, Martin, František Skopal, Libor Āeapek, Michal Āernoč, and Petr Kutájek. 1%

"Ethanolysis of rapeseed oil by KOH as homogeneous and as heterogeneous catalyst supported on alumina and CaO", Energy, 2012.

Publication

6

Ramadhas, A.S.. "Biodiesel production from high FFA rubber seed oil", Fuel, 200503

Publication

1 %

7

Pedro Felizardo, M. Joana Neiva Correia, Idalina Raposo, João F. Mendes, Rui Berkemeier, João Moura Bordado.

"Production of biodiesel from waste frying oils", Waste Management, 2006

Publication

1 %

8

Demirbas, A.. "Relationships derived from physical properties of vegetable oil and biodiesel fuels", Fuel, 200807

Publication

1 %

9

Submitted to Sardar Vallabhbhai National Inst. of Tech.Surat

Student Paper

1 %

10

Advances in Biofuels, 2013.

Publication

1 %

11

Jian-Xun Wang, Kung-Tung Chen, Bi-Zhou Wen, Yi-Hsien Ben Liao, Chiing-Chang Chen.

"Transesterification of soybean oil to biodiesel using cement as a solid base catalyst", Journal

1 %

12

Chuanjia Sun, Fengxian Qiu, Dongya Yang, Bin Ye. "Preparation of biodiesel from soybean oil catalyzed by Al-Ca hydrotalcite loaded with K₂CO₃ as heterogeneous solid base catalyst", Fuel Processing Technology, 2014

Publication

1 %

13

Roschat, Wuttichai, Theeranun Siritanon, Boonyawan Yoosuk, and Vinich Promarak. "Biodiesel production from palm oil using hydrated lime-derived CaO as a low-cost basic heterogeneous catalyst", Energy Conversion and Management, 2016.

Publication

1 %

14

Robert Mokaya. "Chlorophyll adsorption by alumina-pillared acid-activated clays", Journal of the American Oil Chemists' Society, 03/1993

Publication

1 %

15

journals.sagepub.com

Internet Source

1 %

16

Hilton Kenji Takahashi, Tavane David Cambiagli, Augusto Ducati Luchessi, Sandro Massao Hirabara et al. "Activation of survival and apoptotic signaling pathways in lymphocytes exposed to palmitic acid", Journal of Cellular Physiology, 2012

1 %

17

Kleinová, Andrea, Zuzana Cvenegrošová, and Ján Cvenegroš. "Standard methyl esters from used frying oils", Fuel, 2013.

Publication

1 %

18

Submitted to University of Sheffield

Student Paper

1 %

19

jocpr.com

Internet Source

1 %

20

rsta.royalsocietypublishing.org

Internet Source

1 %

21

Submitted to Higher Education Commission Pakistan

Student Paper

1 %

22

Meng, X.. "Biodiesel production from waste cooking oil via alkali catalyst and its engine test", Fuel Processing Technology, 200809

Publication

1 %

Exclude quotes Off

Exclude matches < 1%

Exclude bibliography On