

Tidak aman | trackyoursubmissions.com/index.php/71/login

Register Login

Online ISSN: 2312-3656 / Print ISSN: 2313-2884

LOGIN REGISTER SUBMISSIONS AIM AND SCOPE EDITORIAL BOARD INSTRUCTIONS FOR REFEREES ARCHIVES

HOME / Login

Username *

adi-06_wijaya06

Password *

[Forgot your password?](#)

Keep me logged in

[Register](#)

Tidak aman | trackyoursubmissions.com/index.php/71/submissions#submissions

Asian Journal of Economic Modelling Tasks 0 English View Site adi-06_wijaya06

Submissions

Submissions

Submissions

My Queue Archives Help


My Assigned Search New Submission

6563	Dr. Adi Wijaya, Arfiah Busari, Erwin Kurniawan A.	Submission	▼
THE FLOW OF MONEY DEMAND IN INDONESIA: WHAT DRIVES IT? (OBSERVATIONS ...			

1 of 1 submissions




Tidak aman | aessweb.com/journals/5009#...:text=Asian%20Journal%20of%20Economic%20Modelling%20(AJEM)%20is%20a%20quarterly%20Internati...

HOME AUTHORS EDITORIAL JOURNALS SUBSCRIPTION



Current Issue
Archives

Login
Quick Submission



Aim and Scope

Asian Journal of Economic Modelling (AJEM) is a quarterly international journal. It aims to publish both theoretical and applied papers on economic modelling that have been used for policy analysis. Papers covering the application of existing econometric techniques to a wide variety of problems in economics. Advanced empirical studies devoted to modelling and forecasting across the globe. The journal welcomes the papers in the following areas:

1. Macroeconomic models
2. Growth models
3. Sectors growth (primary, secondary, and tertiary; or agricultural sector, industrial sector and service sector)
4. Savings and investment models
5. Optimization models
6. Planning models
7. International trade models
8. International finance models
9. Capital account liberalization/openness
10. Interaction of national and regional economies
11. General equilibrium modelling of national economies
12. Modelling structural adjustments
13. Sensitivity of econometric models to alternative macroeconomics policies.

Tidak aman | trackyoursubmissions.com/index.php/71/submissions

Asian Journal of Economic Modelling Tasks 0 English View Site adi-06_wijaya06

Submissions

My Queue Archives Help

My Assigned

Search New Submission

6563	Dr. Adi Wijaya, Arfiah Busari, Erwin Kurniawan A.	Review	
THE FLOW OF MONEY DEMAND IN INDONESIA: WHAT DRIVES IT? (OBSERVATIONS ...			
		0/0	

1 of 1 submissions

Search in mail

Active

1 of 1,290

Editorial Decision: Article ID- 569-AJEM External Inbox x

AESS Journal <status@aessweb.com>
to me

Oct 11, 2022, 6:48 PM (5 hours ago)

Dear Erwin Kurniawan A

Congratulations!

We are happy to let you know that your article "**The Flow of Money Demand in Indonesia: What Drives it? (Observations from 2006-2020)**" has been selected for publication in "**Asian Journal of Economic Modelling**". The formatting fee is USD 500. You will need to pay us the USD 500 as the formatting fee.

Your article was evaluated in a blind review process by two referees in addition to the input from the editor. Your article will be available online within 60 working days after receiving the fee. Please pay the total USD 500 of article processing charges by clicking the link below:

https://www.2checkout.com/checkout/purchase?sid=1987380&total=500.00&cart_order_id=Publication%20Fee&c_prod=28&id_type=28&lang=en&mode=new&fixed=Y

Please remember to quote the manuscript number, **569-AJEM**, whenever inquiring about your manuscript.

If you require further information, please do not hesitate to write to me.

Please acknowledge the receiving of acceptance letter.

Thanks, and best regards,

--
David Paul

Search in mail

Active

1 of 1,290

Email: status@aessweb.com
URL: www.aessweb.com

Erwin Kurniawan A
to AESS

12:19 AM (4 minutes ago)

Dear Editor-in-Chief,

Thank you for this notification. Can we get LoA and invoice? The authors require both of these documents for Faculty reporting, as this study received grant support. Then, does the payment process have to use a credit card? We only have debit cards. Waiting for a positive response from you.

All the best,
Erwin Kurniawan A. (corresponding authors)

...

Reply Forward

Search in mail

Active

2 of 1,333

Erwin Kurniawan A <erwin.kurniawan.a@feb.unmul.ac.id>
to AESS

Oct 27, 2022, 11:48 AM (4 days ago)

Dear editors,

Hope you are in good health. Through this email, we confirm that we will immediately pay the publication fee. Considering that this article received a grant from an internal campus, it requires a long process. Also, can we change the author's name in the article? There seems to be a typing error when submitting. Supposedly, the 2nd author is Mrs. Nurjanana Nurjanana and not Mrs. Arfiah Busari. Of course this will hinder reporting on campus. Please your understanding.

All the best,
Authors

AESS Journal
to me

1:39 PM (4 hours ago)

Thanks for your email. Please send us your revised article through this email attachment.

ab=rm#inbox/FMfcgzGqQvtJFCChFXbrZdWlxnSnCZC

Search in mail

Active

1 of 1,338

Erwin Kurniawan A <erwin.kurniawan.a@feb.unmul.ac.id>
to AESS

Mon, Oct 31, 7:25 PM (18 hours ago)

Dear Colleagues,

You can download a revised copy of the clean file. There is only a correction on the second author's name change. Please help to resend the LoA and invoice according to the latest changes.

Regards,
Authors

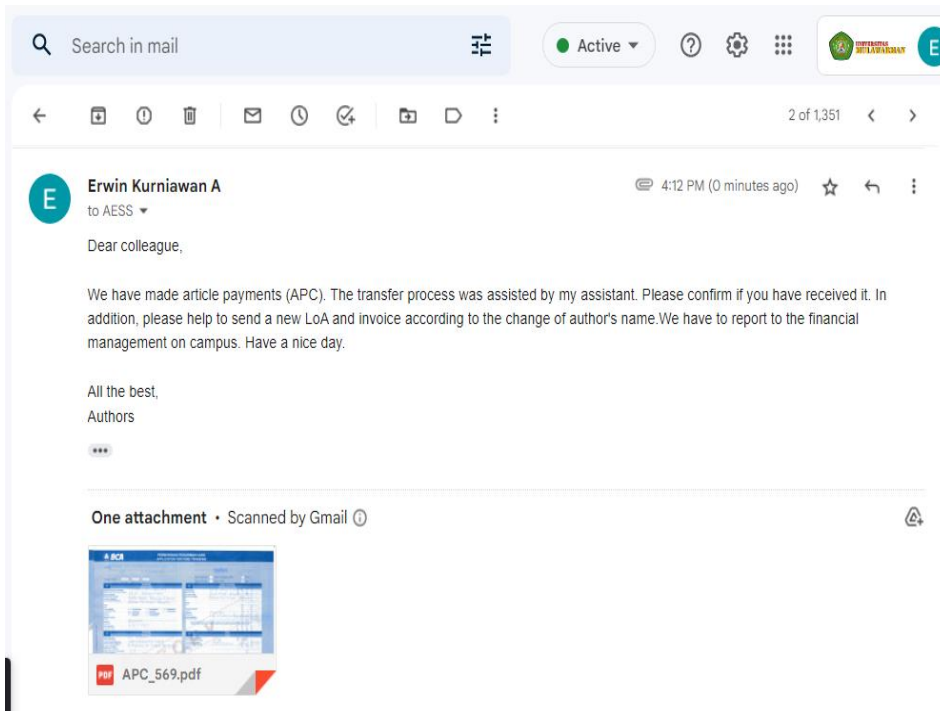
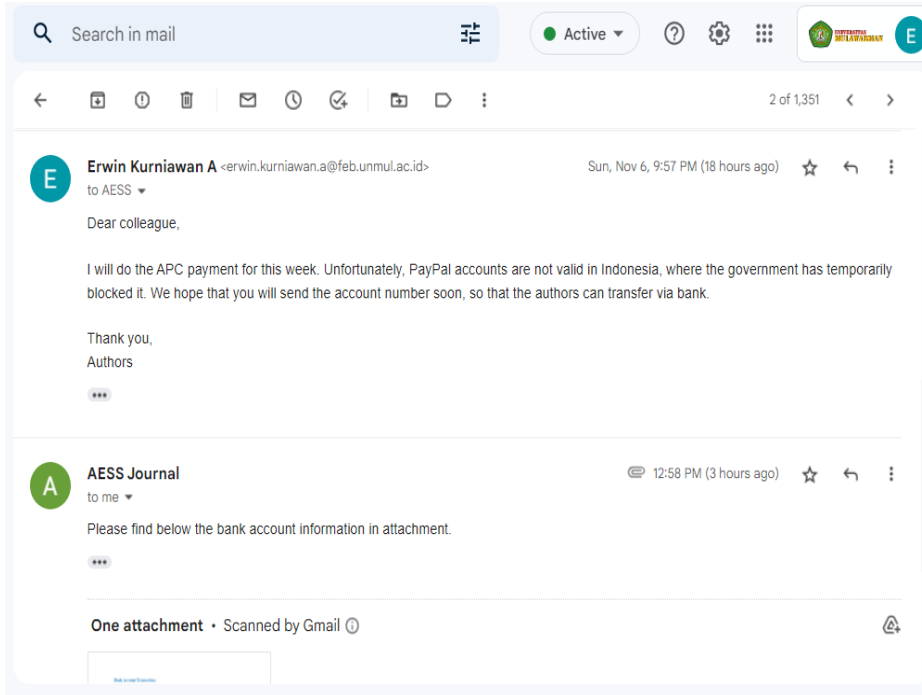
One attachment • Scanned by Gmail

Wijaya et al_2022...

AESS Journal
to me

1:11 PM (1 hour ago)

Received with thanks.





AESS Journal

to me

5:53 PM (1 hour ago) ☆ ↶ ⋮

Thanks for your email. I have received your payment proof. Now your paper is in the production process. Soon you will receive the formatted copy for proofreading.

If you require further information, please do not hesitate to write to me.

With Best Regards,



↶ Reply

↷ Forward

Search in mail

Active

1 of 1,368

AESS Journal
to me

12:53 PM (1 hour ago) ☆ ↶ ⋮

Paper for Proofread: 569-AJEM

Dear Erwin Kurniawan A

We are going to publish your paper in the forthcoming issue of "AJEM". Please improve your paper by changing the following:

1. Please check all the section numbers of the article.
2. Your paper abstract should not exceed **200 words**.
3. You should present from 6 to 10 keywords in the paper.
4. It is necessary to review the English (English must be improved).
5. Please provide the details of missing information in the references.
6. Please send us ORCID profile link of all authors. If you don't have an ORCID profile, please open the given link (www.orcid.org), create a profile and send us a link.

Please send us a revised file within 48 hours by including the above comments. Otherwise, your paper will be pending for publication.

Note: We also require email ids and phone numbers of all authors and a [picture of only corresponding author](#). It's compulsory for our new format to add the picture of the corresponding author. We are waiting for your reply.

I look forward to hearing from you.

Sincerely,



Erwin Kurniawan A
to proofread, AESS ▾

2:09 PM (0 minutes ago) ☆ ↶ ⋮

Dear Editors,

Thank you for your information regarding the final review. We made every effort to revise some of the inaccurate parts, including the abbreviation "variable". Here we attach a photo of the corresponding author. Specifically for ORCID, only 2 authors have it.

Adi Wijaya: <https://orcid.org/0000-0002-0479-2899>

Nurjanana Nurjanana: Nothing

Erwin Kurniawan A.: <https://orcid.org/0000-0003-3785-0140>

You can download it from this email. Please your wisdom.

Best regards,
Erwin Kurniawan A.

2 Attachments • Scanned by Gmail ⓘ



Search in mail



Active ▾



2 of 1,373 < >



Erwin Kurniawan A <erwin.kurniawan.a@feb.unmul.ac.id>
to proofread, AESS ▾

2:21 PM (6 hours ago) ☆ ↶ ⋮


One attachment • Scanned by Gmail ⓘ













AESS Journal
to me ▾

2:41 PM (5 hours ago) ☆ ↶ ⋮

Received with thanks.

Search in mail Active ? ⚙️ ☰  E


←          2 of 1,385 < >


 **David Paul** Nov 24, 2022, 6:11 PM (16 hours ago) ☆ ↶ ⋮
to me ▾




Please find below the comments in the attached file. You will need to make changes according to the comments.


[David Paul](#) | AES Publications | Email: status@aessweb.com
URL: www.aessweb.com










⋮


One attachment • Scanned by Gmail 

 569-AJEM-Tables.docx
24 KB

Search in mail Active ? ⚙️ ☰  E

←          2 of 1,385 < >


 **Erwin Kurniawan A** 11:32 AM (0 minutes ago) ☆ ↶ ⋮
to David ▾


Dear colleague,


We appreciate your notification. You can download the revision file (Table) in this e-mail. Good luck for the future.

Regards,
Erwin Kurniawan A.

⋮

One attachment • Scanned by Gmail 



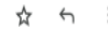
 569-AJEM-Tables...



David Paul

to me

12:49 PM (1 hour ago)



Received with thanks.

David Paul | AESS Publications | Email: status@aessweb.com
URL: www.aessweb.com



Reply

Forward

ab=rm#inbox/FMfcgzGqQvtJFCChFXbrZdWlxnSnCZC

Search in mail

Active

1 of 1,424

David Paul

to me

3:54 PM (3 hours ago)

We hope you are well. We have now completed the copyediting of file no: 569-AJEM

Please find the following documents attached:

1. The proofread article with tracked changes, which highlights all English language changes and corrections.
2. The final, clean copy of the article. The academic editor has left some comments that need to be addressed.

Please accept the academic editor's changes. We also request that you respond to the comments aimed at providing clarity. Any new changes should be highlighted in red text so they can be easily verified.

Please return the revised file to us within 72 hours.

The academic editor will then review the changes to ensure the article is clear and free from errors.

We look forward to receiving your revised file.

David Paul | AESS Publications | Email: status@aessweb.com
URL: www.aessweb.com

2 Attachments • Scanned by Gmail

#inbox/FMfcgzGqQvUjTFCCChFXbrZdWlxnSnCZC

Search in mail

Active

1 of 1,424

Erwin Kurniawan A
to David

7:31 PM (0 minutes ago)

Dear fellow editors,

Hope you are in good health. Thank you for this notification. In general, we follow editorial guidelines and directions. You can download our fixed paper revision files in "track changes" mode.

Many thanks,
Corresponding authors

One attachment - Scanned by Gmail

Tracked Changes...

#inbox/FMfcgzGqQvUjTFCCChFXbrZdWlxnSnCZC

Search in mail

Active

1 of 1,424

Tracked Changes...

David Paul
to me

1:12 PM (3 hours ago)

Thanks for your email. Please make all changes in the clean copy of the article with different colour and send us a revised file.

I am waiting for your urgent reply. Thanks

[David Paul](#) | AESS Publications | Email: status@aessweb.com
URL: www.aessweb.com

Search in mail

Active

1 of 1,424

E Erwin Kurniawan A
to David

4:54 PM (0 minutes ago)

OK, sure. You can download a clean copy file in this email. Waiting for a positive response from you.

Best regards,
Erwin Kurniawan A.

...

One attachment • Scanned by Gmail

Clean Copy_569-...

AUTHOR QUERY FORM

Journal: AJEM Please e-mail your responses and any corrections to:
proofread@aessweb.com




Dear Author,

Please check your proof carefully and make all changes in attached MS-Word file of the article, where you highlight the changes. Please do not change the format of the article, and missing references send us in separate sheet or write in the email text. **To certify fast publication of your paper please return your corrections within 48 hours.**

Query- No.	Questions
1	Please Check that given the names and surnames of the authors have been recognized properly and are presented in the preferred order.
2	Please check the following references- (Purwadi et al., 2021), MacKinnon et al. (1999) That have been cited in the text but not provided in the reference list. Provide these reference or remove them from text.
3	Please complete properly the cited references of book review, working paper and conference paper. You will need to properly check the publisher, publisher country name, page no. List of References Bank Indonesia. (2022). Indonesian economic and financial statistics, various editions. Retrieved from https://www.bi.go.id/id/statistik/economicoffinance/seki/Default.aspx . Stiglitz, J., & Greenwald, B. (2003). <i>Towards a new paradigm in monetary economics</i> : Cambridge University Press.
4	Please check heading and sub heading numbers.
5	Please check again the table numbers and equations order
6	Check the grammar and spelling mistake with the words those are highlighted in green color.
7	If the research article is funded by university/institute, please provide us fund number with other detail.

The Flow of Money Demand in Indonesia: What Drives it?

<https://doi.org/10.55493/5009.v10i4.4693>

Adi Wijaya , Nurjanana Nurjanana , Erwin Kumiawan A 

Abstract

Indonesia's economy is experiencing a contemporary phase marked by decades of financial turmoil. Fluctuations in money demand are inseparable from the responsibilities of Bank Indonesia, which is the holder of rules and regulations and has full control of tracking the effects of financial flows. In reality, the imbalance between the demand for money and the supply of money with limited stock and capacity has an impact on macroeconomic turmoil. The orientation of this study follows up on the causality between gross domestic product (GDP), deposit interest rates and the rupiah exchange rate against the demand for money in Indonesia. The quantitative research approach supports the objective. Time series data from 2006–2020 was obtained from the Central Statistics Agency of Indonesia and Bank Indonesia. The data was analyzed using the error correction model (ECM) through EViews 9.0. The indications are that in the short and long terms, GDP and the rupiah exchange rate have a positive effect and increase the demand for money. An increase in deposit rates has a negative effect on the demand for money. Holistic recommendations concentrate on parallel and collaborative monetary instruments between executive parties, including banking. Also, it is necessary to control and visualize policies that are more comprehensive and consider holistic issues related to the aggressiveness of money circulation, which has the potential to disrupt the macroeconomy.

Keywords

ECM, Exchange rates, GDP, Interest rates, Money demand.

How to Cite

Wijaya, A., Nurjanana, N., & A. E. K. (2022). The Flow of Money Demand in Indonesia: What Drives it?. *Asian Journal of Economic Modelling*, 10(4), 245–254.
<https://doi.org/10.55493/5009.v10i4.4693>

More Citation Formats ▾



Captures
Mendeley - Readers: 1

 PLUMX - see details



NOTIFICATION OF PAPER ACCEPTANCE

Date: 12-10-2022
Ref. No: 569/AJEM

Adi Wijaya¹, Nurjanana Nurjanana², Erwin Kurniawan A³
^{1,2,3}Department of Economics, Faculty of Economics and Business, Universitas Mulawarman, Samarinda, Indonesia.

We are pleased to inform you that your manuscript entitled "**The Flow of Money Demand in Indonesia: What Drives it? (Observations from 2006–2020)**" has been accepted for publication in *Asian Journal of Economic Modelling*. Your paper was evaluated in a blind peer review process.

Remember to quote the manuscript number, **569/AJEM**, whenever inquiring about your manuscript.

Thank you for choosing *AJEM JOURNAL* to publish your work. All the best.

Yours Sincerely,

David

David Paul

Editorial Office
AESS Publications
Email: stafus@aessweb.com
URL: www.aessweb.com

AESS

Article • Open access

THE FLOW OF MONEY DEMAND IN INDONESIA: WHAT DRIVES IT?

Wijaya, A., Nurjanana, N., Kurniawan, E.A.

Asian Journal of Economic Modelling, 2022, 10(4), pp. 245–254

Show abstract ▾ Related documents

0

Citations

Asian Journal of Economic Modelling

ISSN(e): 2312-3656

ISSN(p): 2313-2884

DOI:

Vol. x, No. x, xx-xx

© 2022 AESSE Publications. All Rights Reserved.

URL: www.aessweb.com

THE FLOW OF MONEY DEMAND IN INDONESIA: WHAT DRIVES IT? (OBSERVATIONS FROM 2006–2020)

Adi Wijaya¹

Nurjanana Nurjanana^a

Erwin Kurniawan A³

^{1,2,3}Department of Economics, Faculty of Economics and Business, Mulawarman University, Samarinda, Indonesia.

(+ Corresponding author)

ABSTRACT

Article History

Received: xxxxxxxx

Revised: xxxxxxxx

Accepted: xxxxxxxx

Published: xxxxxxxx

Keywords

ECM
Exchange rates
GDP
Interest rates
Money demand.

JEL Classification:

B22; C32; E41; E43; D51.

Indonesia is experiencing a contemporary phase of the economy in decades marked by financial turmoil. Fluctuations in money demand are inseparable from the responsibility of Bank Indonesia as the holder of regulations, rules and full control to track the effects of financial flows. In reality, the imbalance between the demand for money and the supply of money with limited stock and capacity has an impact on macroeconomic turmoil. The orientation of this study follows up on the causality between Gross Domestic Product (GDP), deposit interest rates and the rupiah exchange rate against the demand for money in Indonesia. The quantitative research approach supports the objective, where data is obtained from the Central Statistics Agency of Indonesia and Bank Indonesia and is of the time-series type for the 2006–2020. The model was analyzed using the Error Correction Model (ECM) which was elaborated through EViews 9.0. The indications are that in the short and long term, GDP and the rupiah exchange rate have a positive effect and increase the demand for money. On the one hand, an increase in deposit rates has a negative effect on the demand for money. Further studies consider dimensions outside the variables that have been discussed. Long term instruments also focus on parallel, collaborative monetary regulation among executive parties such as banking, visualizing policies that are more comprehensive, and tracking phenomena about the aggressiveness of unstable money circulation which triggers hyperinflation that is disproportionate to consumer purchasing power. Holistic recommendations are committed to concentrating on parallel and collaborative monetary instruments between executive parties including banking. Also, it is necessary to control and visualize policies that are more comprehensive, and consider holistic issues related to the aggressiveness of money circulation which has the potential to disrupt the macroeconomy.

Contribution/ Originality: This study provides broad insights about the urgency of managing the more fundamental monetary aspects in Indonesia. At this moment, in the context of monetary science and the novelty corridor, the research output is relevant to the analytical instruments used, thus giving rise to ideas and explicit foundations of originality.

Comment [A1]: Please provide the full spelling of authors name. The abbreviated name will create a problem in citations. **RE:** Dear, this is the name that fits the "residential identity" format. Even though it is an abbreviation, it has been officially registered on the campus/lecturer and government staff.

Comment [AF2]: The journal accepts the abstract of 200 words. The abstract is very short and less informative about objectives and purpose. It gives very little background information, research instrument and analysis methods.

Comment [I-3]: This is a bit vague and seem to talk about other studies rather than this study. Consider replacing this with a couple of sentences about the conclusion and recommendations. **RE:** revised.

Comment [AF4]: In this section you need to specify what makes this study original. What have you done differently that hasn't been done before? Your contribution shouldn't be more than 50 words.

1. INTRODUCTION

Money plays a vital role in people's lives and the economy of a country. Starting from children, teenagers, adults and the elderly, they definitely need money (Tella & Abdulmumin, 2015). Money has a function, i.e. as a medium of exchange, as a unit of measurement for the value of goods and services, and money can function as a store of value for wealth. The presence of money causes transactions of economic activities implemented by the community, both on a small and large scale, to be carried out quickly and safely. To support transactions in economic activities, people in Indonesia need rupiah. This is because, in every domestic transaction, you must

always and must use rupiah currency, and you may not refuse to apply rupiah currency during transactions in the territory of the Republic of Indonesia.

For the economy, the role of money cannot be doubted. Like blood flowing in the human body, money must always flow in the economy. If money is blocked from flowing in the economy, it can disrupt people's economic activities, so that it has implications for economic weakness. Money is the engine that drives the economy. In today's modern economy, money is not only used to help transactions, but also money is considered a commodity that can be traded and used for speculative purposes for profit. Production, distribution, consumption and investment activities in national and international markets always involve money to facilitate these activities. Thus, as a consequence, there will be an interaction from the community to the monetary authority regarding the need for money which is called "money demand".

The intensity of the demand for money by the public is very much needed by Bank Indonesia as a reference in making monetary policy decisions, especially in making policies to control the money supply to suit the needs of the community. The central bank in circulating money must be adjusted and balanced with the amount of money needed by the community (Farajnejad & Lau, 2017). If the money supply is too much, it will stimulate an increase in inflation, but if the money supply is too little, it will have an impact on deflation and slow economic growth. In addition, it is necessary to implement a monetary policy that must be implemented by Bank Indonesia, especially in controlling the money supply so that it meets the needs of the community with the aim of achieving and maintaining stability in the value of the rupiah. The mandate of Bank Indonesia to achieve and maintain the stability of the value of the rupiah based on the Law of the Republic of Indonesia No. 23 of 1999 concerning "Bank Indonesia" as amended by Law of the Republic of Indonesia No. 3 of 2004 concerning "Amendments to the Law of the Republic of Indonesia No. 23 of 1999".

If you want to achieve and maintain the stability of the value of the rupiah so as not to have a negative impact on the economy, it is so urgency to provide a horizon about the identification of open macroeconomics, such as the demand for money, so that the money circulated by the central bank is according to customer needs. Several factors that can affect the demand for money by the public include the acceleration of money circulation, the inflation rate, GDP growth, the condition of the domestic banking system and seasonal factors such as holidays (Roy, Rochaida, Suharto, & Rizkiawan, 2021).

National income can affect the level of demand for money. This is explained in the monetary economic theory, i.e. the demand for money according to Keynes that the demand for money for transaction and precautionary motives is strongly influenced by national income. The higher the national income, the greater the volume of community transactions and the greater the money needed in each transaction (Ahmad, Arifuzzaman, Al Mamun, & Oalid, 2021; Sasono et al., 2021). Besides, the demand for money as a precautionary measure to deal with things that happen in the future is also influenced by national income. National income in this study is proxies by Gross Domestic Product (GDP). Too to national income, in monetary economic theory of money demand, interest rates can also affect the demand for money, especially for speculative motives. If interest rates increase, the demand for money will decrease, because people will choose to save their wealth in financial institutions or securities. Conversely, if interest rates decline, the demand for money will increase, because people prefer to hold money. In this study, the interest rate observed is the interest rate of 6-month time deposits for commercial banks.

Another factor that affect the demand for money by the public is the exchange rate. The exchange rate is the price of a country's currency expressed in the currency of another country (Berlian et al., 2017). Since 1997 until now, Indonesia has adopted a free-floating exchange rate system so that the rupiah exchange rate will be vulnerable to fluctuations and Indonesia has adopted a free foreign exchange system so that Indonesian people are free to store, own and trade foreign exchange freely. And Indonesia adheres to an open economic system so that the Indonesian people have relationships with people abroad of international trade transactions. Under these conditions, fluctuations in the rupiah exchange rate will also be able to affect the demand for money by the public.

The dynamics of the rupiah exchange rate also affects the demand for money to be used in international trade transactions, especially import transactions. When the rupiah exchange rate depreciates, it has an impact on rising prices of imported goods and rising prices of imported goods will increase the demand for money in import transactions (Hancock & Humphrey, 1997).

The monetary economic theory, i.e. the demand for money, according to Milton Friedman, explains that the factors that influence the demand for money are prices and income from various forms of wealth. One form of wealth that can be owned by the community is money. Benefits or advantages of wealth in the form of money, can provide benefits in the form of money as well. When the rupiah exchange rate against the U.S Dollar (US\$) depreciates, people who store their wealth in US\$ will exchange it into rupiah (IDR) because US\$ is expensive and can provide most profit and satisfaction for the owner, so it will have an impact on demand. [The Indonesian Rupiah \(IDR\)](#) is increasing. Thus, it can be concluded that the exchange rate has a positive influence on the demand for money.

Departing from the actualization, basis, phenomena, and contradictions between theory and real conditions above, an in-depth investigation is needed about the factors that influence the demand for money in Indonesia, including: GDP, deposit rates, and the rupiah exchange rate. Paper outputs are organized into five points. Phase 1: the introduction explains the background and objectives. Phase 2: methodology breaks down the data and designs econometrics. Phase 3: the results display the empirical findings. Phase 4: discussion comparing research with relevant publications. Phase 5: confirming conclusions, highlighting implications, providing suggestions, and directions for future research.

2. METHODOLOGY

2.1. Data and Specification

The study approach using a quantitative approach, where associative-causality is the most important dimension in it Kurniawan, Awaluddin, Fitriadi, Busari, and Darma (2021); Juhardi and Michael (2022). The time span or lag focuses on empirical data collected over 15 periods, from 2006 to 2020. The data sets are compiled through published reports from the Indonesian Central Statistics Agency of Indonesia (2022) and the official website of Bank Indonesia (2022).

To investigate the relationship between GDP, deposit interest rates, and the rupiah exchange rate on the demand for money in Indonesia, a series of empirical tests were implemented using the Error Correction Model (ECM). Engle and Granger (1987) and Muqorrobin (2015) highlight that the analysis technique is also called two steps because there are two stages, including calculating the residual value from the standard and running a regression analysis by entering the residual value into the regression equation. Data processing by error correction method is applied if the two analyzed data are not stationary, but are cointegrated between the two variables.

ECM analysis also has the advantage of overcoming problems in research data in the form of time series or time series that show the tendency of a trend and cause data not to be stationary, causing spurious regression. Absent regression occurs when there is no relationship between the independent variable and the dependent variable (Khan, Marimuthu, & Lai, 2020).

2.2. Econometrics

The most prominent of this study is the implementation of ECM supported by Eviews 9.0 software. The ECM equation model in the study to analyze the effect of GDP, deposit interest rates, and the rupiah exchange rate on the demand for money in Indonesia is explained as follows:

$$\text{DM.MD}_t = \alpha + \beta.GDP_t + \beta.DIR_t + \beta.RER_t + \epsilon_t$$

Comment [AF5]: You have used this term throughout the document, but have not defined it. Please define it for the benefit of your reader.

Actually, all variable abbreviations: DM, RER, D and RER have been explained clearly in section 2 Econometrics. Meanwhile, for ECM it has been described in "abstract" and specifically ECT, the abbreviations are also detailed in point 2.2.

IDR

ECT

DIR

RER

DM

The data is transformed into logarithms (log) by variables **DMMD**, GDP and RER. The formulation below is a long-term equation and can be formed if it is confirmed that the variables are cointegrated with each other, so that there is a long-term relationship as follows:

$$\text{LogDM-LogMD}_t = \alpha + \beta_1 \text{LogGDP}_t + \beta_2 \text{DIR}_t + \beta_3 \text{LogRER}_t + \epsilon_t$$

where Log = Logarithm, **DM-MD** = Money Demand, GDP = Gross Domestic Product, DIR = Deposit Interest Rate, RER = Rupiah Exchange Rate, α = Constant, $\beta_1, \beta_2, \beta_3$ = Long-Term Coefficient, ϵ_t = Error Term, and t = Time Period.

Comment [i-6]: The abbreviation for "Money Demand" is MD, not DM. This has been changed.

After that, if the data on all variables are not stationary at the level but are stationary at the integration degree of the first differentiation, then the previous equation is differentiated into ECM to identify short-term relationships and enter the residual value of **Error Correction Term (ECT)** into the equation model. Thus, the short-run equation is composed of the following:

$$D_{\text{LogDM-LogMD}} = \alpha + \beta_1 D_{\text{LogGDP}} + \beta_2 D_{\text{DIR}} + \beta_3 D_{\text{LogRER}} + \beta_4 \text{ECT}_{t-1} + \epsilon_t$$

where $D_{\text{LogDM-LogMD}}$ = First Differentiation of **LogDM-LogMD** ($\text{LogDM}_t - \text{LogMD}_t - \text{LogDM}_{t-1} - \text{LogMD}_{t-1}$), D_{LogGDP} = First Differentiation of LogGDP ($\text{LogGDP}_t - \text{LogGDP}_{t-1}$), D_{DIR} = First Differentiation of DIR ($\text{DIR}_t - \text{DIR}_{t-1}$), D_{LogRER} = First Differentiation of LogRER ($\text{LogRER}_t - \text{LogRER}_{t-1}$), α = Constant, $\beta_1, \beta_2, \beta_3, \beta_4$ = Coefficient (Short-Term), **ECT** = Error Correction Term, ϵ_t = Error Term, and t = Time Period.

The ECT concept is defined as an imbalance error and the ECT value represents the length of time required to get the full balance value (Zhang, Wu, & Sun, 2016). The ECT value or residual coefficient (-1) must be significant. Then, ECM is workable to be practiced (Pakpahan, 2012; Seong, 2009). The ECT is formed explicitly and focuses on:

$$\text{ECT}_{t-1} = \text{LogDM-LogMD}_{t-1} + \text{LogGDP}_{t-1} + \text{DIR}_{t-1} + \text{LogRER}_{t-1}$$

3. RESULTS

3.1. Unit Root Test

Stationary data as data that shows the mean, variance and autocovariance remain the same over time, so that time series data is classified as stable (Purwadi-Syahrudin, Purwadi, & Sampeliling, et al., 2021). The unit root test represented by the Augmented Dickey-Fuller (ADF) test is summarized in Table 1.

Comment [AF7]: Reinforce the all tables value upto 3 digits.

Comment [i-8]: Do you mean autocovariance? RE: revised.

Table 1. Unit root tests (ADF).

Variables	T-Statistic	MacKinnon	Prob.	Remarks
LogDM-LogMD	-4.236672	-3.175352	0.0095	Stationary
LogGDP	-1.229083	-3.098896	0.6301	Not Stationary
DIR	-2.551996	-3.119910	0.1268	Not Stationary
LogRER	-0.747093	-3.098896	0.8028	Not Stationary

Source: compilation by authors.

Comment [AF9]: Please provide the full form abbreviations variables in note of tables.

To find out the problem of the unit root test, compare the T-statistic score with the critical value in MacKinnon. If the T-statistic score > critical value, then the data is classified as stationary. Based on Table 1, there is one stationary variable: **DMMD**, where $-4.236 > -3.175$ and p below 5% ($0.009 < 0.05$). The other three variables (GDP, DIR, and RER) had a T-statistical score < 0.05 and the probability was below 5% ($p = 0.630; 0.126; 0.803$), so it was necessary to analyze it through an integration test to identify the degree of integration.

3.2. Integration Test

The degree of integration test is an advanced part of the stationary of the unit root. At the degree level or zero (0), there are still variable data that are not stationary. The test pattern still uses the ADF test as well as the basis for making decisions.

Table 2. Degree of integration (first difference).

Variables	T-Statistic	MacKinnon	Prob.	Remarks
$\Delta \log DM / \Delta \log MD$	-5.018705	-3.144920	0.0024	Stationary
LogGDP	-3.650034	-3.119910	0.0202	Stationary
DIR	-5.474721	-3.119910	0.0010	Stationary
LogRER	-3.912481	-3.119910	0.0128	Stationary

Source: compilation by authors.

In Table 2, that the data of all variables are stationary at the integration level of the first differentiation, where T-statistic > critical value (-5.018; -3.650; -5.474; -3.912) and p < 0.05 (0.002; 0.020; 0.001; 0.012), so it is concluded that the study model is stationary and valid which is synchronized into the Error Correction Model (ECM).

3.3. Cointegration Test

Stationary variable data in the first differentiation degree of integration is very likely to occur cointegration, when there is a long-term relationship between variables (Johansen, 1995). Here, cointegration is measured using the Johansen test. If the T-Statistic value > critical value at the 5% confidence level, it indicates that the two variables are cointegrated with each other.

Table 3. Johansen cointegration.

Hypothesized No. of CE(s)	Eigen Value	T-Statistic	0.05 Critical Value	Prob. **
None *	0.975079	98.40103	47.85613	0.0000
At most 1 *	0.908068	50.40456	29.79707	0.0001
At most 2 *	0.653897	19.37736	15.49471	0.0123
At most 3 *	0.349197	5.584125	3.841466	0.0181

Source: compilation by authors.

Notes: *) denotes rejection of the hypothesis at the 0.05 level and **) MacKinnon et al. (1999) p-values.

Based on Table 3, that the T-Statistic value is greater than the critical value at the 5% confidence level, i.e. the T-Statistic value > critical value with a 5% confidence level (98.401 > 47.856). That way, there is cointegration between variables in a long-term relationship.

3.4. Result of ECM

The variables in this study include money demand, GDP, deposit interest rates, and the rupiah exchange rate which are concluded to be stationary at the first differentiation degree of integration and are cointegrated. Thus, the ECM analysis was continued with reference to long-term estimates see Table 4. The long-term analysis equation is rewritten in the following equation:

$$D \log DM / \Delta \log MD = -1.254 + 0.311 \log GDP - 0.046 \text{DIR} + 1.334 \log RER + \epsilon$$

Referring to the long-term regression equation, reflecting the coefficient where C is -1.254 which is interpreted that if GDP, DIR, and RER are assumed to be zero or constant, then $\Delta \log DM / \Delta \log MD$ decreases to 1.254%. Meanwhile, GDP and RER reached 0.311 and 1.334 which is GDP and RER increased by 1%, then $\Delta \log DM / \Delta \log MD$ increased by 0.311% and 1.334% for the long term assuming other variables were held constant. But, the DIR coefficient shows -0.046, where when the DIR increases by 1%, the $\Delta \log DM / \Delta \log MD$ actually decreases to 0.046% in the long term.

Table 4. Long term analysis.

Variables	Coefficient	Std. Error	T-Statistic	Prob.
D_LogGDP	0.311607	0.083657	3.724804	0.0034
D_DIR	-0.046382	0.014007	-3.311431	0.0069
D_LogRER	1.334916	0.252105	5.295079	0.0003
C	-1.254995	0.738910	-1.698442	0.1175

R-squared	0.962924			
Adjusted R-squared	0.952812			
F-statistic	95.22819			
Prob.(F-statistic)	0.000000			

Source: compilation by authors.

Table 5. Short term analysis.

Variables	Coefficient	Std. Error	T-Statistic	Prob.
D_LogGDP	0.136328	0.044320	3.076000	0.0132
D_DIR	-0.029352	0.005173	-5.674073	0.0003
D_LogRER	0.411952	0.166519	2.473912	0.0353
ECT(-1)	-0.760975	0.165639	-4.594181	0.0013
C	0.032831	0.006684	4.911954	0.0008
R-squared	0.823228			
Adjusted R-squared	0.744663			
F-statistic	10.47827			
Prob.(F-statistic)	0.001931			

Source: compilation by authors.

Variables have been categorized as stationary in the degree of integration of the first differentiation and are cointegrated with each other. Therefore, it also has a short-term relationship between variables. Table 5 summarizes the short-term estimates. The long-term analysis formulation is listed in the equation below:

$$D_{\log DM} - \log MD_t = 0.032 + 0.136 D_{\log GDP}_t - 0.029 D_{\log DIR}_t + 0.411 D_{\log RER}_t - 0.760 ECT_{t-1} + \epsilon_t$$

Based on the function of the short-term regression equation, representing the coefficient for C is 0.032 which is interpreted that if GDP, DIR, and RER are assumed to be zero or constant, then $\log DM - \log MD$ increases to 0.032%. Meanwhile, GDP and RER reached 0.136 and 0.411 which is GDP and RER increased by 1%, then $\log DM - \log MD$ increased by 0.136% and 0.411% for the short term assuming other variables were held constant. The DIR coefficient shows -0.029, where when DIR increases by 1%, $\log DM - \log MD$ actually decreases to 0.029% in the short term. The ECT_{t-1} score is -0.760 which indicates that the coefficient and significance value of ECT is 0.001, which is proven that the ECM model is valid and the speed of change of the imbalance is short-term. Even though the ECT score reaches -0.760, which means that there has been an imbalance of 100% in the past, the change in money demand will adjust for a decrease of up to 76%. To achieve full balance, the flow of money demand adjustment takes about 7 months to 8 months.

3.5. Classic Assumption Test

The classical assumption test is represented by normality, which is useful in examining residual scores that are normally distributed or vice versa. Jarque-Bera test is actualized into normality. The essence of decision-making is if the probability is above 5% ($p > 0.05$), it is concluded that the residuals in the ECM model are avoided from autocorrelation symptoms. From Table 6, it is evident that $p = 0.716 > 0.05$. Thus, the residual data is normally distributed, and the ECM is free from autocorrelation problems.

Table 6. Jarque-Bera assumption.

Series: Residuals	Score
Observations: 14	
Mean	-8.27e-18
Median	-0.002024
Maximum	0.023351
Minimum	-0.20327
Std. Dev.	0.013670
Skewness	0.235293
Kurtosis	2.040047
Jarque-Bera	0.666727
Probability	0.716510

Source: compilation by authors.

3.6. Model Eligibility

The coefficient of determination (R^2) test is useful for reviewing the percentage of variation in the change in the value of the dependent variable, which is determined by the variation in the change in the value of the independent variable. From Table 7, the R^2 score in the short-term regression is 0.823 and this gain is above 0.75 ($0.823 > 0.75$). The variation of changes in the value of the $\Delta M-MD$ variable is determined by the variation of the independent variables (GDP, DIR, and RER) in the short term is very strong, where 17.7% is influenced by other independent variables outside the model. In the long term, the R^2 was 0.962. This achievement was also above 0.75 ($0.962 > 0.75$). Variation of changes in $\Delta M-MD$ variable is determined by variations in changes in GDP, DIR, and RER in the long term up to 96.2%. There are other variables outside the model, reaching 3.8%.

Table 7. Coefficient of determination (R^2) and simultaneous test (F-statistics).

Components	Short term	Long term
R-squared	0.823228	0.962924
Adjusted R-squared	0.744663	0.952812
F-statistic	10.47827	95.22819
Prob. (F-statistic)	0.001931	0.000000

Source: Compilation by authors.

Furthermore, the Goodness of fit test or F test is useful for measuring the feasibility of the model. The significance level in the F test uses a tolerance limit of 5%. The basis for decision-making is assumed as follows:

H_0 : The model is not feasible, so it is not actualized for estimation.

H_1 : The model is feasible, so it is very well actualized for estimation.

The parameters based on the F-table in the short-term equation are 3.59. Referring to Table 7, the F-statistic score is greater than the F-table ($10.478 > 3.59$) and the probability is 0.001. Simultaneously, all independent variables have a significant effect on the dependent variable in the short term. Meanwhile, the F-table score for the term equation obtained is that the F-statistic is greater than the T-table ($95.228 > 3.59$), where the probability is 0.000. For that reason, the variables GDP, DIR, and RER have a simultaneous impact on $\Delta M-MD$ for long-term estimates.

4. DISCUSSION

The findings verify that in the ECM or short term, it shows that GDP has a positive effect on money demand. This is also confirmed based on publications highlighted by Aditia and Cahyono (2018); Shafiq and Malik (2018) and Taiwo (2012). However, in the long run, GDP tends to have a positive effect on money demand, which is supported by Arintoko (2011) and Mazher and Dahlan (2018).

The more GDP increases, the more money demand increases in line with "Monetary Economic Theory" which reviews the demand for money related to transaction motives (Drake & Fleissig, 2006; Stiglitz & Greenwald, 2003). The higher the national income, it indicates, the greater the volume of public transactions and the greater the money in the circulation of transactions.

In the short and long term, this study finds that the deposit rate has a negative effect on the demand for money. This implication is in the direction of verifying the speculative motives in "Monetary Economic Theory" (Glazyev, 2016). At the same time, high deposit interest rates have an impact on the interest of customers who prefer to save money in banks in the form of deposits with speculation to earn profits (Ascarya, 2012). Meanwhile, if deposit interest rates are low, customers tend to respond with speculative behavior, where they are more dominant in holding money and have no intention of depositing in banks (Riani, 2021). The speculative motive generally becomes routine by the upper-middle class customers and the wealthy class of society. Yet, we find that deposit

rates have a negative effect on money demand and this is supported by the publications discussed by Simorangkir (2003) and Liñares-Zegarra and Willeson (2021).

In developing markets, such as Indonesia, it was found that the rupiah exchange rate had a positive effect on the demand for money in the long and short term. This study contradicts and is not relevant to previous publications such as Bahmani-Oskooee, Bahmani, Kutan, and Xi (2019); Mahmood and Alkhateeb (2018); McGibany and Nourzad (1995) and Zehra, Kashif, and Chhapra (2021) which articulates if the demand for money is influenced by the exchange rate.

There is a harmony between the results of the investigation with the effect of money demand in "Monetary Economic Theory". The elements that influence the demand for money are wealth (assets) and prices (Bitrus, 2011; Chitre, 1975; Lioui & Poncet, 2010). Dubb (2016) explains that one of the forms of wealth owned by the community is money. The advantages of holding money provide great benefits. Lusardi (2019) and Pawasutipaisit and Townsend (2011) also confirm that wealth owners (individuals) always consider accurately the types of assets chosen to achieve the greatest satisfaction.

5. CONCLUSIONS

The purpose of this study is to examine the effect between GDP, deposit interest rates, and the rupiah exchange rate on the demand for money in Indonesia. In the long and short term, statistics confirm that GDP and the rupiah exchange rate have a positive impact on money demand. In fact, it was also found that the deposit interest rate had a negative effect on the demand for money. Interestingly, the increase in GDP and the rupiah exchange rate during 2006–2020, had a systematic effect on the increase in the demand for money. On the other hand, when the deposit rate increases, it weakens the demand for money in Indonesia.

Recommendations on regulations governing the monetary system, such as Bank Indonesia, can provide the amount of money demanded by customers. In the coordination path and scenarios to maintain stability in money circulation, it must be balanced with an inclusive GDP, thereby reducing the risk of inflationary symptoms. Other insights also point to the regulation of Bank Indonesia through contractionary monetary policy which raises the BI rate, where the increase is followed by an increase in deposit interest rates which has an impact on money demand. But, if the volume of money in circulation is low, Bank Indonesia will stimulate expansionary monetary policy by lowering the BI rate.

Stakeholders, such as the government, pay more attention to the movement of the rupiah exchange rate, which tends to depreciate. The increase in demand for money must be balanced by a monetary system that is stable in the capacity of supplying the volume of money that has the potential to have a negative effect on the national economy.

Finally, considering the weaknesses and limitations of this study, future research directions consider and concentrate on other variables outside the model that also affect the demand for money other than GDP, deposit interest rates, and the rupiah exchange rate.

Funding: This study received have specific grant support from Faculty of Economics and Business, Universitas Mulawarman, [by Keputusan Rektor Universitas Mulawarman No.: 1890/UN17/HK.02.03/2022.](#)

Competing Interests: The authors declares that there are no conflicts of interests regarding the publication of this paper.

Acknowledgement: [We appreciate reviews and constructive comments by anonymous referee.](#)

Formatted: Font: Not Bold

REFERENCES

Aditia, M. R., & Cahyono, E. F. (2018). Responsiveness of social values and real gross domestic bruto on money demand in Indonesia. *Journal of Islamic Monetary Economics and Finance*, 3, 63-78. Available at: <https://doi.org/10.21098/jimf.v3i0.735>.

Comment [AF10]: References highlighted are incomplete. Please provide complete details.

- Ahmad, K., Arifuzzaman, A., Al Mamun, A., & Oalid, J. M. K. B. (2021). Impact of consumer's security, benefits and usefulness towards cashless transaction within Malaysian university student. *International Journal of Research in Business and Social Science (2147-4478)*, 10(2), 238-250. Available at: <https://doi.org/10.20525/ijrbs.v10i2.1065>.
- Arintoko, A. (2011). Long-run money and inflation neutrality test in Indonesia. *Bulletin of Monetary Economics and Banking*, 14(1), 75-99. Available at: <https://doi.org/10.21098/bemp.v14i1.79>.
- Ascarya, A. (2012). Transmission channel and effectiveness of dual monetary policy in Indonesia. *Bulletin of Monetary, Economics and Banking*, 14(3), 269-298. Available at: <https://doi.org/10.21098/bemp.v14i3.405>.
- Bahmani-Oskooee, M., Bahmani, S., Kutan, A. M., & Xi, D. (2019). On the asymmetric effects of exchange rate changes on the demand for money: Evidence from emerging economies. *Journal of Emerging Market Finance*, 18(1), 1-22. Available at: <https://doi.org/10.1177/0972652719831523>.
- Bank Indonesia. (2022). Indonesian economic and financial statistics, various editions. Retrieved from <https://www.bi.go.id/id/statistik/economicsoffinane/seki/Default.aspx>.
- Berlian, A., Liliana, L., Djambak, S., Andaiyani, S., Ishak, Z., Saleh, M. S., & Bahri, F. (2017). Pattern of demand for money. *Sriwijaya International Journal of Dynamic Economics and Business*, 1(3), 267-276.
- Bitrus, Y. P. (2011). The determinants of the demand for money in developed and developing countries. *Journal of Economics and International Finance*, 3(15), 771-779. Available at: <https://doi.org/10.5897/JEIF11.118>.
- Central Statistics Agency of Indonesia. (2022). Indonesia's GDP series 2010, 2010-2021 by business sector (billion rupiah). Retrieved from <https://www.bps.go.id/indicator/11/65/1/-seri-2010-pdb-seri-2010.html>.
- Chitre, V. (1975). Wealth effect on the demand for money. *Journal of Political Economy*, 83(3), 615-631. Available at: <https://doi.org/10.1111/j.1467-8586.2011.00431.x>.
- Drake, L., & Fleissig, A. R. (2006). Adjusted monetary aggregates and UK inflation targeting. *Oxford Economic Papers*, 58(4), 681-705. Available at: <https://doi.org/10.1093/oep/gpl018>.
- Dubb, S. (2016). Community wealth building forms: What they are and how to use them at the local level. *Academy of Management Perspectives*, 30(2), 141-152. Available at: <https://doi.org/10.5465/amp.2015.0074>.
- Engle, R. F., & Granger, C. W. J. (1987). Co-integration and error correction: Representation, estimation, and testing. *Econometrica*, 55(2), 251-276. Available at: <https://doi.org/10.2307/1913236>.
- Farajnejad, E., & Lau, W.-Y. (2017). A fuzzy based early warning system to predict banking distress on selected Asia-Pacific countries. *The Journal of Asian Finance, Economics and Business*, 4(1), 39-49. Available at: <https://doi.org/10.13106/jafeb.2017.vol4.no1.39>.
- Glazyev, S. Y. (2016). US-led sanctions and the policy of the bank of Russia: A double blow to the national economy. *Problems of Economic Transition*, 58(3), 235-255. Available at: <https://doi.org/10.1080/10611991.2016.1200392>.
- Hancock, D., & Humphrey, D. B. (1997). Payment transactions, instruments, and systems: A survey. *Journal of Banking & Finance*, 21(11-12), 1573-1624. Available at: [https://doi.org/10.1016/s0378-4266\(97\)00046-0](https://doi.org/10.1016/s0378-4266(97)00046-0).
- Jiuhardi, J., & Michael, M. (2022). Aggressiveness of the electricity sector and implications for energy GDP (comparative test of Indonesia-Malaysia). *International Journal of Energy Economics and Policy*, 12(3), 323-330. Available at: <https://doi.org/10.32479/ijee.13158>.
- Johansen, S. (1995). A statistical analysis of cointegration for I (2) variables. *Econometric Theory*, 11(1), 25-59. Available at: <https://doi.org/10.1017/s026646660009026>.
- Khan, H., Marimuthu, M., & Lai, F.-W. (2020). Fiscal deficit and its less inflationary sources of borrowing with the moderating role of political instability: Evidence from Malaysia. *Sustainability*, 12(1), 366. Available at: <https://doi.org/10.3390/su12010366>.
- Kurniawan, E., Awaluddin, M., Fitriadi, F., Busari, A., & Darma, D. C. (2021). Contemporary Indonesian GDP: Context of analysis at unemployment, labor force and poor people. *International Journal of Economics and Financial Research*, 7(4), 143-154. Available at: <https://doi.org/10.32861/ijefr.74.143.154>.

- Liñares-Zegarra, J. M., & Willeson, M. (2021). The effects of negative interest rates on cash usage: Evidence for EU countries. *Economics Letters*, 198, 109674. Available at: <https://doi.org/10.1016/j.econlet.2020.109674>.
- Lioui, A., & Poncet, P. (2010). Money and asset prices in a production economy. *Finance*, 31(2), 007-049. Available at: <https://doi.org/10.3917/fina.312.0007>.
- Lusardi, A. (2019). Financial literacy and the need for financial education: Evidence and implications. *Swiss Journal of Economics and Statistics*, 155(1), 1. Available at: <https://doi.org/10.1186/s41937-019-0027-5>.
- [MacKinnon, J. G., Haug, A. A., & Michelis, L. \(1999\). Numerical distribution functions of Likelihood ratio tests for cointegration. *Journal of Applied Econometrics*, 14\(5\), 563-577. Available at: \[http://dx.doi.org/10.1002/\\(SICI\\)1099-1255\\(199909/10\\)14:5<563::AID-JAE530>3.0.CO;2-R\]\(http://dx.doi.org/10.1002/\(SICI\)1099-1255\(199909/10\)14:5<563::AID-JAE530>3.0.CO;2-R\)](https://doi.org/10.1002/(SICI)1099-1255(199909/10)14:5<563::AID-JAE530>3.0.CO;2-R)
- Mahmood, H., & Alkhateeb, T. T. Y. (2018). Asymmetrical effects of real exchange rate on the money demand in Saudi Arabia: A non-linear ARDL approach. *PLoS One*, 13(11), e0207598. Available at: <https://doi.org/10.1371/journal.pone.0207598>.
- Mazher, M. A., & Dahlan, J. (2018). Determining factor for Malaysian money demand function. *International Journal of Economics, Business and Accounting Research*, 4(3), 79-90.
- McGibany, J. M., & Nourzad, F. (1995). Exchange rate volatility and the demand for money in the US. *International Review of Economics & Finance*, 4(4), 411-425. Available at: [https://doi.org/10.1016/1059-0560\(95\)90037-3](https://doi.org/10.1016/1059-0560(95)90037-3).
- Muqorrobin, Y. (2015). Factors influencing economic growth in Indonesia: Error correction model (ECM). *Journal of Economics and Development Studies*, 16(1), 1-13.
- Pakpahan, A. (2012). Analysis of factors affecting beef imports in Indonesia. *Economics Development Analysis Journal*, 1(2), 1-14. Available at: <https://doi.org/10.15294/edaj.v1i2.471>.
- Pawasutipaisit, A., & Townsend, R. M. (2011). Wealth accumulation and factors accounting for success. *Journal of Econometrics*, 161(1), 56-81. Available at: <https://doi.org/10.1016/j.jeconom.2010.09.007>.
- Riani, R. (2021). Dual monetary system: A systematic review using bibliometric analysis. *Journal of Islamic Economic Literatures*, 2(2), 1-9.
- Roy, J., Rochaida, E., Suharto, R. B., & Rizkiawan, R. (2021). Digital and electronic transactions against velocity of money. *Corporate Governance and Organizational Behavior Review*, 5(2 Special Issue), 145-155. Available at: <https://doi.org/10.22495/cgobrv5i2sip3>.
- Sasono, I., Jubaedi, A. D., Novitasari, D., Wiyono, N., Riyanto, R., Oktabrianto, O., & Waruwu, H. (2021). The impact of e-service quality and satisfaction on customer loyalty: Empirical evidence from internet banking users in Indonesia. *The Journal of Asian Finance, Economics and Business*, 8(4), 465-473.
- Seong, B. (2009). Extended complex error correction models for seasonal cointegration. *Journal of the Korean Statistical Society*, 38(2), 191-198. Available at: <https://doi.org/10.1016/j.jkss.2008.09.003>.
- Shafiq, H., & Malik, W. S. (2018). Money demand function revisited. *Pakistan Economic and Social Review*, 56(1), 67-92.
- Simorangkir, I. (2003). Financial deregulation and demand for money in Indonesia. *Bulletin of Monetary Economics and Banking*, 5(1), 1-17. Available at: <https://doi.org/10.21098/bemp.v5i1.302>.
- [Stiglitz, J., & Greenwald, B. \(2003\). *Towards a new paradigm in monetary economics*: Cambridge University Press, UK. Available at: <https://doi.org/10.1017/CBO9780511615207>](https://doi.org/10.1017/CBO9780511615207)
- [Syaharuddin, Y., Purwadi, P., & Sampeliling, A. \(2021\). Attention of economic growth and oil prices: Evidence from Indonesia. *International Journal of Energy Economics and Policy*, 11\(5\), 425-433. Available at: <https://doi.org/10.32479/ijeeep.11538>](https://doi.org/10.32479/ijeeep.11538)
- Taiwo, A., Muritala. (2012). The implication of effectiveness of demand for money on economic growth. *Journal of the Danube University. Oeconomics*, 8(1), 34-48.
- Tella, A., & Abdulmumin, I. (2015). Predictors of users' satisfaction with e-payment system A case study of staff at the University of Ilorin, Nigeria. *Organizacija*, 48(4), 272-286. Available at: <https://doi.org/10.1515/orga-2015-0018>.
- Zehra, I., Kashif, M., & Chhapra, I. U. (2021). Exchange rate effect on money demand in Pakistan. *International Journal of Emerging Markets*, 16(8), 1866-1891. Available at: <https://doi.org/10.1108/ijem-09-2019-0717>.

Formatted: Font: Italic

Zhang, T.-H., Wu, N. C., & Sun, R. (2016). A benchmark study on error-correction by read-pairing and tag-clustering in amplicon-based deep sequencing. *BMC Genomics*, 17(1), 1-9. Available at: <https://doi.org/10.1186/s12864-016-2388-9>.

Bank Indonesia. (2022). Indonesian economic and financial statistics, various editions. Retrieved from <https://www.bi.go.id/id/statistik/economicsfinance/seki/Default.aspx>
<https://www.bi.go.id/id/statistik/ekonomi-keuangan/seki/Default.aspx>

Comment [AF11]: Please check the URL that is not opening properly.