

# Sustainability assessment of Devis' anchovy (*Encrasicholina devisi* (Whitley, 1940)) (Clupeiformes: Engraulidae) fisheries based on biology aspects, Kutai Kartanegara, Indonesia

<sup>1</sup>Juliani, <sup>2</sup>Sutrisno Anggoro, <sup>2</sup>Suradi W. Saputra, <sup>1</sup>Helminuddin

<sup>1</sup> Faculty of Fisheries and Marine Science, Mulawarman University, Samarinda, Indonesia;

<sup>2</sup> Faculty of Fisheries and Marine Science, Diponegoro University, Semarang, Indonesia.

Corresponding author: Juliiani, juliiani@fpik.unmul.ac.id

**Abstract.** The Code of Conduct for Responsibility Fisheries (CCRF) is required to study biological aspects such as the length and weight of the catch caught by stick held dip net (bouke-ami) fishing gear than can also be used as reference in the framework of fisheries management. The purpose of this study was to determine the status of utilization of Devis' anchovy (*Encrasicholina devisi* (Whitley, 1940)) resource. A total of 9,392 individuals were sampled from the types of small scale commercial vessel bouke ami units operating around Kutai Kartanegara waters from January to December 2017. The data were analyzed by using FISAT II. The results showed that the frequency distribution mode of the total length ranged from 68 to 74 mm. The value of  $L_{c50\%}$  (51.56 mm) <  $\frac{1}{2} L_{\infty}$  (65.1 mm) indicated that the size is still small or not feasible to catch. The Devis' anchovy has positive allometric growth. The growth analysis shows that anchovies in this area can grow until 122.0 mm ( $L_{max}$ ). The Von Bertalanffy equation is  $130.2(1-e^{-1.3(t-(-0.081))})$ . The status of the rate of exploitation was underfishing. The natural mortality rate is greater than the mortality rate due to capture.

**Key Words:** growth, mortality, Devis' anchovy, exploitation rate, growth coefficient.

**Introduction.** Anchovy (*Engraulidae*) catch production in the world has decreased day by day (Whitehead et al 1988; Froese & Pauly 2019). This condition has impact on the sustainability of fish resources (Pauly et al 2014) which requires a collaboration among all countries to reach sustainable fisheries (Kosamu 2015). From 2005 to 2014 the average fish production of *Engraulidae* family in the world reached 7,845,566 tons, while the production of fish reached 5,646,233 tons in 2015 and 4,496,960 tons in 2016 (FAO 2018). In European waters, anchovies live in the Atlantic Ocean, Black Sea and Mediterranean Sea (Whitehead et al 1988) and have become the subject of various ecological studies (Guidetti et al 2013), reproduction (Uriarte et al 2012; Manzo et al 2013), fisheries (La Mesa et al 2009) and their relationship with zooplankton (Simbolon et al 2010; Kaswadji et al 1995). Production of anchovy in 2016 in Indonesia was 2,608,445 tons. In East Kalimantan Province, the production of anchovy was 67,448 tons and in Kutai Kartanegara Regency, the production was 4,345 tons (MMAF 2019). The utilization of environmentally friendly fishing gear was recommended for sustainability of the fisheries business (Daly 1991; Costanza 1991; Hawken 1993; Berg & Janssen 2005; Blignaut et al 2014).

There has been few research on Devis' anchovy in these waters, and therefore this strengthens the reason of conducting this present research besides the things mentioned earlier as an initial step in preserving the sustainability of fish resources. In addition, this species lives in a strategic position in transferring energy from plankton to large predators (Cury et al 2000) and has a main role in the ecosystem that represents a fundamental relationship between the production of plankton and predators of upper trophic levels (Palomera et al 2007; Coll et al 2009; Qendouci et al 2018). The study of biological parameters includes the size of the catch, growth pattern, feasible capture size

and mortality rate which are considered to be essential to maintain fish stocks as a part of ecological subunits and the main foundation for biological fish stocks (Biswas 1993; Haddon 2011; Aghajanzpour et al 2016). The purpose of this study is to estimate the growth, length-at-first capture, mortality rate, exploitation rate and growth coefficient of Devis' anchovy. These factors have an effect on population dynamics, thought to predict the pattern of population growth and as basic data in fisheries management (Nurdin et al 2016).

## Material and Method

**Time and research site.** This research was conducted from January to December 2017 in Coast Fishery Port (CFP) Samboja Kuala, precisely at the geographical position of 1°.1'22.22"S and 117°.6'58.85"E in Kutai Kartanegara Regency, East Kalimantan Province, Indonesia. The bouke ami (stick held dip net) operated by the Samboja Kuala fishermen was located in the waters of Makassar Strait and it belongs to the Fisheries Management Area 713 (FMA 713) (Figure 1).

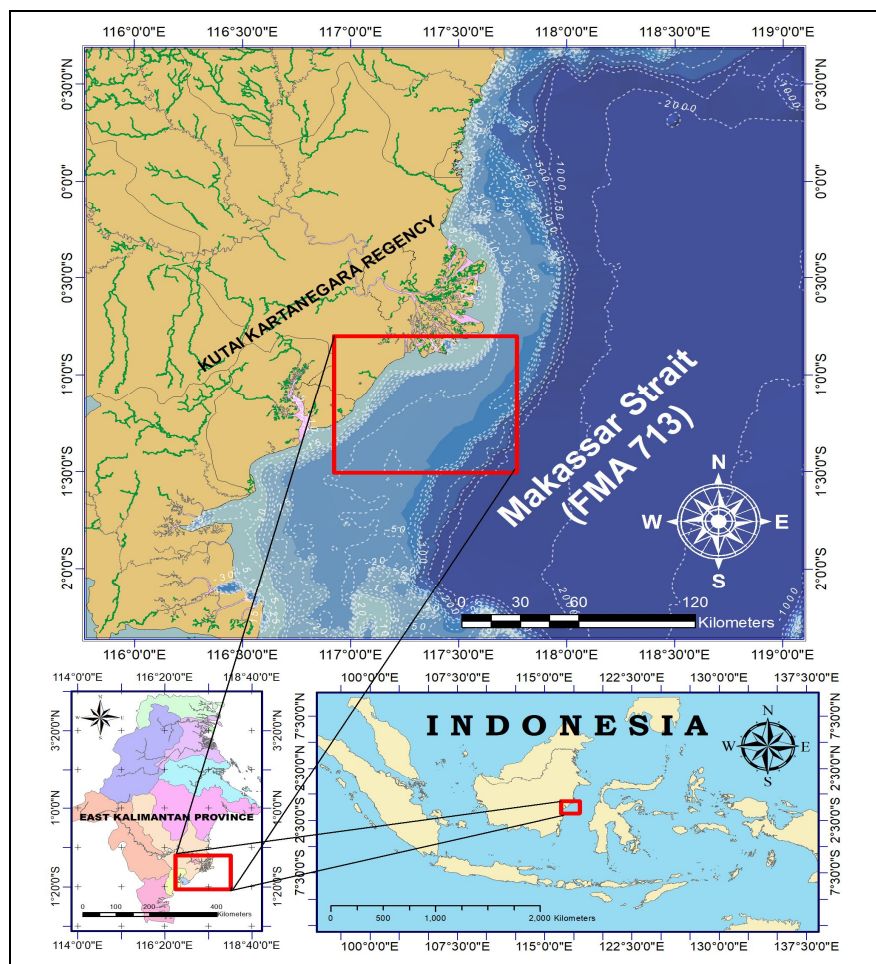


Figure 1. Map of research site.

**Sampling methods.** As many as 9,392 Devis' anchovy (*E. devisi*) (Froese & Pauly 2019) samples were collected during the 12 months of the study by bouke-ami fishing gears. All samples were stored in cool boxes in low temperature and transported to laboratory for further analysis. Anchovy samples were identified down to species level following Carpenter & Niem (1998). The total length (TL) of *E. devisi* has been measured by scientific operators thus taken into account all size groups caught was measured by caliper (accuracy of 0.01 mm) started from the tip of mouth to the fork end (TL), while the total weight per individuals was weighed by pocket scales max capacity 200 g (accuracy 0.01 g), type IL-200P made in Idealife Home Innovations Manufacture China.

**Data analysis.** The variables observed consisted of TL (mm) and body weight (grams). The data were analyzed using a simple FISAT or FAO-ICLARM Stock Assessment software because they only required the long frequency data (Mancera & Mendo 1996; Amin et al 2001; Jagadis & Rajagopal 2007; Panda et al 2011; Chakraborty et al 2014; Hariyadi et al 2017).

The first catch caught by the bouke ami were measured using the standard logistic curve (Saputra 2009). To calculate the estimation of growth parameters ( $L_{\infty}$  and  $K$ ), ELEFAN 1 method in the FISAT II software was used (Pauly 1987; Gayanilo et al 2005). Growth parameters consisted of coefficient of growth ( $K$ ), infinity length ( $L_{\infty}$ ) and theoretical age of fish ( $t_0$ ) estimated by the Von Bertalanffy growth model (Sparre & Venema 1998). The length-at-first-capture was calculated by the formula  $L_{\infty} = L_{max} / 0.95$  (Pauly 1984), where  $L_{\infty}$  (asymptotic length),  $L_{max}$  (maximal length) and 0.95 (constant). The relationship between length and weight was performed by the length-weight correlation analysis based on  $W = a L^b$  formula (Effendie 2002; Fafioye & Oluajo 2005; Kalayci et al 2007), where:  $W$  = total weight of fish;  $b$  = allometric coefficient;  $a$  = constant;  $L$  = total length in millimeters. The constant ( $a$ ) and the allometric coefficient ( $b$ ) were calculated by the least squares method based on the logarithmic form of equation as recommended by Froese (2006). Total mortality ( $Z$ ) was estimated by the catch curve method which was converted into length (Pauly 1984; Sparre & Venema 1998). The natural mortality value ( $M$ ) was obtained based on Pauly's empirical formula:  $\text{Log } M = -0.0066 - 0.279 \text{ Log } L_{\infty} + 0.6453 \text{ Log } K + 0.4634 \text{ Log } T$  (Pauly 1984) based on the average temperature of Makassar Strait waters (FMA 713) around 29.7°C (Labania et al 2017). Fishing mortality ( $F$ ) and exploitation rate ( $E$ ) were calculated by Pauly's formula  $F = Z - M$ , where total mortality rate ( $Z$ ), natural mortality rate ( $M$ ), and the rate of exploitation ( $E$ ) =  $F / Z$ , where  $E = 0.5$  indicated that the value is optimum ( $E_{opt}$ ). We assumed that exploitation is optimum if the results were balanced (Gulland 1983; Pauly 1983).

**Results and Discussion.** Five species of anchovy were identified in these waters i.e *Encrasicholina devisi* (Whitley, 1940), *Stolephorus insularis* (Hardenberg, 1933), *Stolephorus indicus* (van Hasselt, 1823), *Encrasicholina heteroloba* (Ruppell, 1837) and *Stolephorus commersonii* (Lacepede, 1803). However, *E. devisi* was the only species taken as a sample. A total of 9,392 individuals fish taken from each different month were selected as the samples. Anchovy size 68-74 mm was mostly found in this area (2,799 individuals with weight ranging from 1.57 to 2.91 g (Figure 2).

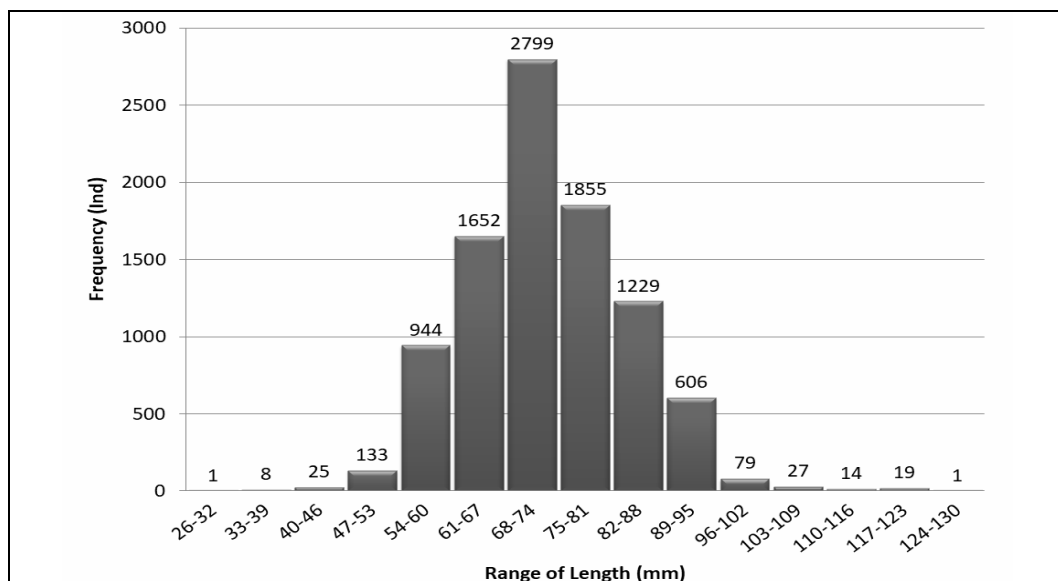


Figure 2. Range of length-frequency.

Devis' anchovies sample have length between 26 and 130 mm with an average length of 70.0 mm and an average weight of 3.97 g. Maximum anchovy population in size 68-74

mm was caught in October-November (Figure 3). The smallest Devis anchovy's weight was 0.04 g and the heaviest one was 19.47 g.

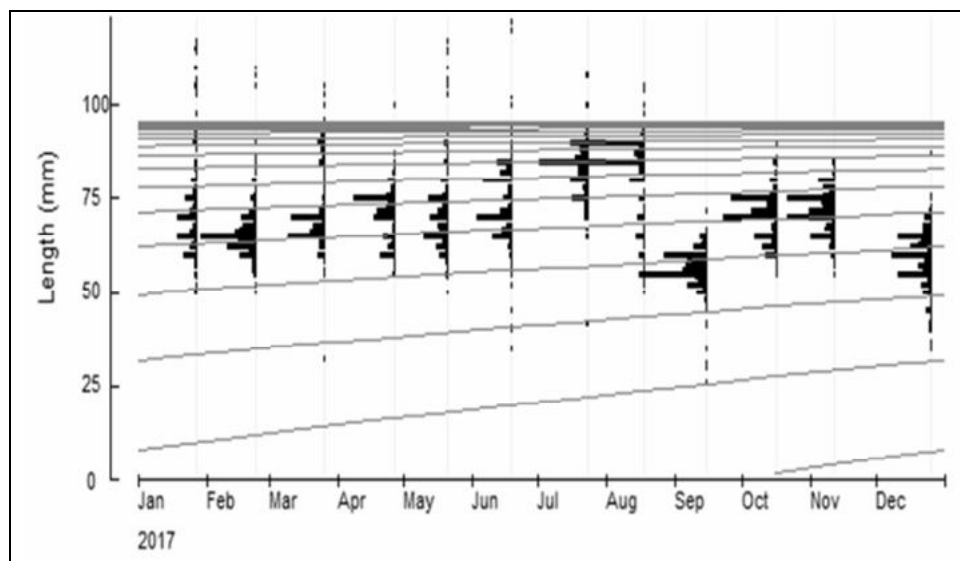


Figure 3. Range of length-frequency in January-December.

An earlier study of Sasmita et al (2018) on the same species in other tropical waters of Brebes Pulolampes showed that the longest size of the species was 91 mm with the weight of 6.5 g. The shortest length was 29.8 mm with a weight of 2 g. The mode size was 62.9 mm and this size belonged to as worthy capture fish in August compared to April and May. In Muara Sungsang waters located in South Sumatera, anchovy's length was between 20 and 120 mm with weight range 1-8 g, the mode was 65-75 mm in length and the standard size for fishing was 61-67 mm in July and September (Fauziyah et al 2016). In Pematang coast, the range of length was approximately 37-81 mm with weight of 0.35-4.51 g, the standard length for fishing was 57.24 mm (Dewanti et al 2014). In Ambon Bay waters, the range was 10-105 mm in length and the mode was of 72.5-77.5 mm (Ongkers 2008). Generally the maximum length found in European waters i.e. Atlantic Ocean, Black Sea and Mediterranean Sea was 153 mm (Whitehead et al 1988) and in Singapore Strait waters was 190 mm (Tham 1967) and 218 mm (Pauly 1980), respectively.

**Growth.** The growth, recruitment and length-at-first capture fish were needed as scientific information for management and sustainability of fisheries. The key factor is natural recruitment and natural mortality or fishing pressure (Udoh et al 2017). Growth analysis obtained maximum length ( $L_{max}$ ) of 122.0 mm, and maximum length prediction ( $L_{\infty}$ ) of 130.2 mm (Table 1). This result was relatively higher than that from other sites in Indonesia. In Brebes Pulolampes waters,  $L_{\infty}$  was found to be 96.0 mm (Sasmita et al 2018). In Muara Sungsang,  $L_{\infty}$  was at 126.0 mm (Fauziyah et al 2016). In Pematang Central Java,  $L_{\infty}$  was at 85.26 mm (Dewanti et al 2014). In the waters of Palabuhan Ratu Bay,  $L_{\infty}$  was at 98.0 mm (Utami et al 2018). The difference in  $L_{\infty}$  value was based on different stock and recruitment, fishing area and the number of samples. Our prediction was the anchovy can grow maximum  $1.3 \text{ years}^{-1}$  (K) and the value of t is -0.081. The Von Bertalanffy equation is  $130.2(1 - e^{(-1.3(t - (-0.081))})}$  showed in Figure 4 and Table 1.

Anchovy is a fast-growing species (Guerault & Avrilla 1974; Cendrero et al 1981; Vovovik & Kozlitina 1983; Erkoyuncu & Ozdamar 1989; Campillo 1992; Djabali & Hemida 1992; Ramos & Santos 1999; CGPM 2000; Machias et al 2000; Basilone et al 2004; Samsun et al 2004; Kada et al 2009; Bacha et al 2010; Amponsah et al 2016; Benchikh et al 2018). Our calculation showed that anchovies in Kutai Kartanegara have rapid and linear growth from 0 year to 2 years and then they grew slowly (Figure 4). Based on our results of analysis, fish caught using bouke-ami had an age range between 1 year 4 months to 2 years 3 months. In many studies, generally, rapid and linear growth occurred

when fish are at 2 years of age and move slowly to 4 years of age in the waters of the east coast of Algeria (Benchikh et al 2018), the west coast of Algeria (Bacha et al 2010), coast of Tunisia (Khemiri et al 2007) and western Mediterranean sea (Morales-Nin & Pertierra 1990), Adriatic coast (Sinovic 2000). The optimum age of anchovy varies between 2 years (Fage 1911), 5 years (Hemida 1987; Bellido et al 2000), 4.92 years (Benchikh et al 2018), and 5 years (Berné et al 2004).

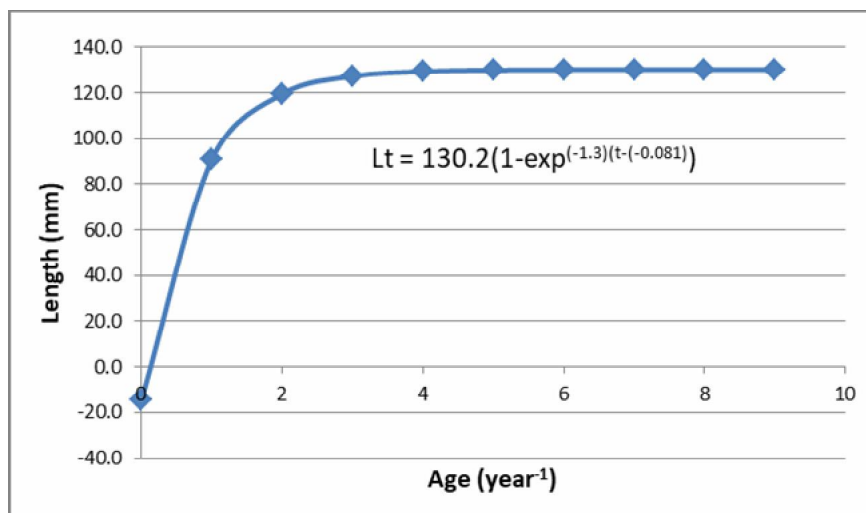


Figure 4. Length-age relationship.

Table 1

The value of maximum length ( $L_{max}$ ), asymptotic length ( $L_{\infty}$ ), growth coefficient ( $K$ ), fish hypothesis age at a zero length ( $t_0$ ) and length of the fish at the age of  $-t$  ( $L_t$ )

Parameters	Value	Information
$L_{max}$ (mm)	122.0	Measurement method, TL (mm)
$L_{\infty}$ (mm)	130.2	ELEFAN I in FiSAT II
$K$ (year <sup>-1</sup> )	1.3	ELEFAN I in FiSAT II
$t_0$ (year)	-0.081	Pauly (1984) formula
$L_t$ (mm)	$130.2(1-e^{-1.3(t-(-0.081))})$	Growth model Von Bertalanffy (1934) equation

Estimated growth and age of fish is the most important information in a species stock assessment model (Haddon 2011), which is not only a distinguishing indicator but also has an important role in the aquatic habitat ecosystem (Walters & Martell 2004). The length of infinity varies due to differences in sampling methods and environmental factors. Variations occur in various waters in certain species due to environmental factors such as dissolved oxygen, salinity, temperature and the other factors that affect metabolism (Jones 1981; King 1995; Aghajanzpour et al 2016). Temperature changes affect the values of  $K$  and  $L_{\infty}$  so that the water temperature increases. The value of  $K$  increases in the logarithmic trend while  $L_{\infty}$  decreases, but this reduction is less than the increase in the value of  $K$  (Sparre & Venema 1998). The following  $L_{\infty}$  values and length range mode in several studies in Indonesian waters are presented in Table 2.

Studies on other anchovy species (Engraulidae family) show that the growth parameters  $L_{\infty}$  (mm) and  $K$  (year<sup>-1</sup>) still indicate high growth rates compared to other regions, as reported by Benchikh et al (2018) in waters of Anaba, East Algeria 178.9; 0.6 respectively, Strait of Sicily 186.0; 0.29 respectively (Basilone et al 2004), Middle Ionian Sea, Greece 175.0; 0.51 respectively (Machias et al 2000), Middle-North Adriatic, Croatia 194.0; 0.57 respectively (Sinovic 2000), Turkish Black Sea 163.6; 0.42 respectively (Samsun et al 2004), Gulf of Cadiz, Spain 186.9; 0.9 and 189.5; 0.9 (Bellido et al 2000), Lagune de Nador, Mediterranean, Morocco 106.8; 0.87 respectively (Kada et al 2009), Mediterranean Morocco Sea, Alboran 188.0; 0.34 respectively (CGPM 2000), Ghana 110.3; 0.58 respectively (Amponsah et al 2016), South Tunisian coast 171.9; 0.36

respectively, North Tunisian coast 191.6; 0.32 respectively (Khemiri et al 2007) and Benisaf, West Algeria 156.1; 0.75 respectively (Bacha et al 2010). The difference in the value of growth parameters mentioned above is due to environmental variations in certain regions (King 1995). In addition, latitude and ecological changes can affect the value of  $L_{\infty}$  and  $K$  which certainly makes some variations of the growth of a species (Sparre & Venema 1998).

Table 2

Research results of growth parameters in other Indonesian waters

<i>Location</i>	$L_{\infty}$ (mm)	<i>Modus length</i> <i>range (mm)</i>	<i>Sources</i>
Pulolampes Coast, Brebes, Central Java	96.0	64-70	Sasmita et al (2018)
Muara Sungsang Coast, South Sumatera	126.0	65-75	Fauziyah et al (2016)
Pemalang Regency Coast, Central Java	85.3	57-60	Dewanti et al (2014)
Palabuhanratu Bay, West Java	98.0	48-56	Utami et al (2018)
Ambon Bay, Maluku	121.8	72.5-77.5	Ongkers (2008)
Makassar Strait, Kutai Kartanegara, East Kalimantan	130.2	68-74	Present research on 2019

**Length-at-first-capture.** The length-at-first capture of fish can be used to help in management efforts, because it can be used to find out whether the catch is feasible or not by comparing  $\frac{1}{2}L_{\infty}$  (Sparre & Venema 1999). The value of  $L_{\infty}$  is 130.2 mm (Table 3), half of  $L_{\infty}$  65.1 mm, the average size of the catch  $L_{50\%}$  51.56 mm. The value of  $L_{50\%} < \frac{1}{2}L_{\infty}$  indicated that the caught anchovy is still too small or not suitable for capture.

Table 3

Length-at-first-capture

$L_{max}$ (mm)	$L_{\infty}$ (mm)	$\frac{1}{2} L_{\infty}$ (mm)	$L_{50\%}$
122.0	130.2	65.1	51.56

Length-weight relationship. Exponential linear model had been used for calculating length-weight relationship of anchovy. The relationship analysis between the length and the weight of anchovy has intercept a 0.000007 and a slope b 3.0968. These values completed growth weight equation  $W = 0.000007L^{3.0968}$ . Slope value (b) was useful as an indicator of growth model. The calculation of 3.0968 showed that if  $b > 3$  weight growth is faster than length growth (positive allometric) (Figure 5) (Effendie 2002). Variations in values a and b can be determined by several factors including differences in sex and gonadal maturity.

**Length-weight relationship.** Exponential linear model had been used for calculating length-weight relationship of anchovy. The relationship analysis between the length and the weight of anchovy has intercept a 0.000007 and a slope b 3.0968. These values completed growth weight equation  $W = 0.000007L^{3.0968}$ . Slope value (b) was useful as an indicator of growth model. The calculation of 3.0968 showed that if  $b > 3$  weight growth is faster than length growth (positive allometric) (Figure 5) (Effendie 2002). Variations in values a and b can be determined by several factors including differences in sex and gonadal maturity.

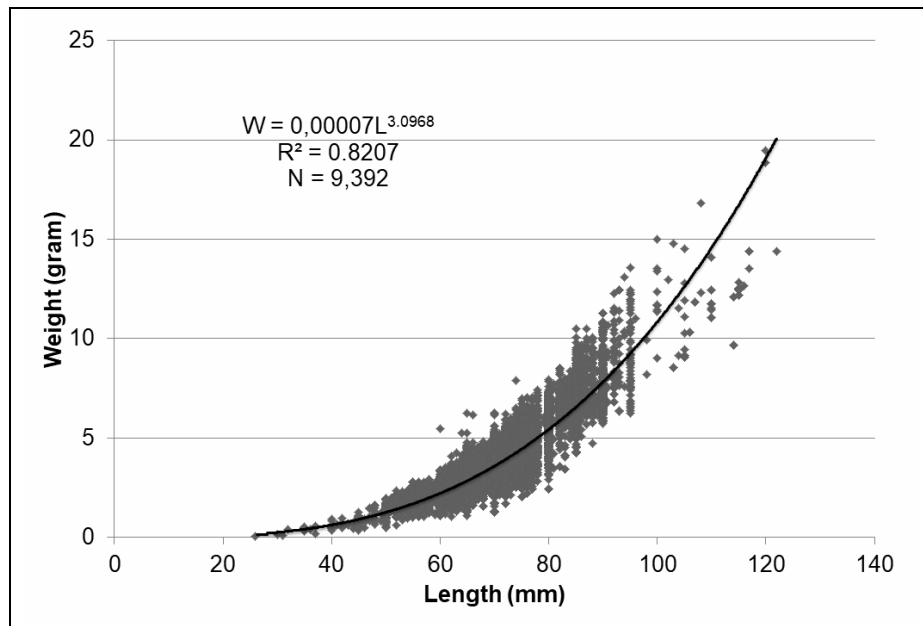


Figure 5. Length-weight relationship.

The allometric positive growth pattern was confirmed by similar studies in Pemalang waters (Dewanti et al 2014) and the coast of Karachi, Pakistan (Musarratulain et al 2015). The length-weight relationship was used by fisheries researchers to convert length-weight equations into an assessment of growth in stock models (Ozaydin & Taskavak 2006), estimation of biomass (Dulcic & Kraljevic 1996; Moutopoulos & Stergiou 2002), fish conditions (Petrakis & Stergiou 1995), comparing habitat differences (Treer et al 2000). The length-weight data are needed (Cherif et al 2007; Froese 2006) to estimate potential vulnerability and over-exploitation (Ma et al 2010).

**Mortality.** The result showed that the rate of exploitation of Devis' anchovy still was below the limit of exploitation rate, around 40% year<sup>-1</sup> of existing stocks. Our result was lower than the other results of similar study in Ambon Bay with the exploitation rate 53% year<sup>-1</sup>. This means that the rate of exploitation is higher (Ongkers 2008). Our analysis also showed that natural mortality rate was 2.75 individual year<sup>-1</sup> which was higher than mortality due to capture pressure, 1.84 individual year<sup>-1</sup> (Table 4). These results confirmed that mortality rate was mostly related to the high population of predators of anchovy, competitors and or environmental/habitat conditions.

Table 4  
Value of total mortality (Z), natural mortality (M) and fishing pressure (F) on different regions of the world

Study location	Z (year <sup>-1</sup> )	M (year <sup>-1</sup> )	F (year <sup>-1</sup> )	Sources
Coast of Kutai Kartanegara, Makassar Strait, Indonesia	4.59	2.75	1.84	Present research on 2019
Gulf of Annaba, East Algeria	2.31	0.56	1.75	Benchikh et al (2018)
Ghana	3.40	1.59	1.81	Amponsah et al (2016)
Algeria Center	2.63	0.61	2.02	Fedja & Bouaziz (2015)
Black Sea, Turkey	2.84	0.66	2.18	Saglam & Saglam (2013)
Black Sea, Turkey	1.44	0.49	0.95	Samsun et al (2004)
Black Sea, Turkey	1.6	0.46	1.44	Samsun et al (2004)
Ambon Bay, Indonesia	5.78	2.73	3.05	Ongkers (2008)
Ambon Bay, Indonesia	10.73	2.64	8.09	Pattikawa & Ongkers (2002)

When we compared between studies conducted in Indonesia and those of the world, Kutai Kartanegara was the only site which showed the natural mortality rate (M) higher than mortality rate due to fishing pressure (F). This phenomenon seemed natural because of the fact that natural death is mostly caused by predator-prey relationship around 90% and the aging process with the estimation around 10% (Niamimandi et al 2003). The catch mortality rate was caused by fishing activities which was strongly influenced by the type of fishing gear, the intensity of fishing, the power or strength of the vessel engine used for fishing and it also related to fish size, fish behavior and habitat conditions (Saputra 2009).

**Conclusions.** Our results confirmed the status of the rate of exploitation that is found below exploitation limit, while the natural mortality rate was greater than the mortality rate due to fishing activity. The total length of Devis' anchovy ranged from 68 to 74 mm. The distribution mode of the total length of anchovies caught ranging from 68 to 74 mm was caught in October and November. The value of  $L_{\infty}$  was 130.2 mm, half of  $L_{\infty}$  65.1 mm, the size of fish first caught  $L_{C50\%}$  51.56 mm. Based on the result of  $L_{C50\%} < \frac{1}{2}L_{\infty}$ , it could be indicated that the fish caught is still too small or not worth catching. The equation of the relationship between the length of Devis' anchovy weight and its growth showed positive allometric. Growth parameters indicated the value of  $L_{max}$  or the maximum length 122.0 mm. The amount of K was  $1.3 \text{ year}^{-1}$ , and the value of t was -0.081. The Von Bertalanffy equation was  $130.2(1 - e^{\{-1.3(t - (-0.081))\}})$ .

**Acknowledgements.** We are grateful to the Republic of Indonesia Ministry of Research and Higher Education which has supported postgraduate education scholarships, and local fishermen who have helped a lot during research at the study site.

## References

- Aghajanzpour M., Haghparast S., Raeisi H., Jabale A. R., 2016 Growth parameters and mortality rate of *Neogobius caspius* (Eichwald, 1831) in southern part of the Caspian Sea (Teleostei: Gobiidae). Iranian Journal of Ichthyology 3(2):122-129.
- Amin S. M. N., Haroon A. K. Y., Alam M., 2001 A study on the population dynamics of *Labeo rohita* (Hamilton) in the Sylhet basin, Bangladesh. Indian Journal of Fisheries 48(3):291-296.
- Amponsah S. K., Ofori-Danson P. K., Nunoo F. K., 2016 Population dynamics of *Engraulis encrasicolus* (Linnaeus, 1758) within Ghana's coastal waters. International Journal of Fisheries and Aquatic Studies 4(5):258-263.
- Bacha M., Moali A., Benmansour N. E., Brylinski J. M., Mahe K., Amara R., 2010 Relationship between age, growth, diet and environmental parameters for anchovy (*Engraulis encrasicolus* L.) in the Bay of Benisaf (SW Mediterranean, west Algerian coast). Cybium 34(1):47-57.
- Basilone G., Guisande C., Patti B., Mazzola S., Cuttitta A., Bonanno A., Kallianiotis A., 2004 Linking habitat conditions and growth in the European anchovy (*Engraulis encrasicolus*). Fisheries Research 68(1-3):9-19.
- Bellido J. M., Pierce G. J., Romero J. L., Millan M., 2000 Use of frequency analysis methods to estimate growth of anchovy (*Engraulis encrasicolus* L. 1758) in the Gulf of Cadiz (SW Spain). Fisheries Research 48(2):107-115.
- Benchikh N., Diaf A., Ladaimia S., Bouhali F. Z., Dahel A. T., Djebar A. B., 2018 European anchovy *Engraulis encrasicolus* (Linnaeus, 1758) from the Gulf of Annaba, east Algeria: age, growth, spawning period, condition factor and mortality. AACL Bioflux 11(3):730-743.
- Berné S., Carré D., Loubrieu B., Mazé J. P., Morvan L., Normand A., 2004 Le Golfe Du Lion, Carte Morpho-Bathymetrique-Echelle: 1/250 000 - Carte A Pla. Institut français de recherche pour l'exploitation de la mer. ISBN 10: 2844331408.



- Bertalanffy L. V., 1934 Untersuchungen über die Gesetzlichkeit des Wachstums. I. Allgemeine Grundlagen der Theorie: Mathematische und physiologische Gesetzlichkeiten des Wachstums bei Wassertieren. Arch Entwicklungsmech Org 131(4):613-653.
- Biswas S. P., 1993 Manual of methods in fish biology. The South Asian Publishers Pvt. Ltd., New Delhi, India, 157 pp.
- Blignaut J., Aronson J., Groot R. D., 2014 Restoration of natural capital: a key strategy on the path to sustainability. Ecological Engineering 65:54-61.
- Campillo A., 1992 Les pêcheries françaises de Méditerranée. Synthèse des connaissances. Rapport interne Ifremer/RV No 92/1211 625/TF Sète, 206 pp.
- Carpenter K. E., Niem V. H., 1998 The living marine resources of the western central Pacific. Vol.2 Cephalopods, crustaceans, holothurians and sharks. Food and Agriculture Organization of the United Nations Rome, pp 687-1396.
- Cendrero O., Cort J. L., De Cardenas E., 1981 [Review of some data on the biology of anchovy, *Engraulis encrasicolus* (L.) from the Cantabrian Sea]. Bol Inst Esp Oceanogr 311(6):117-124. [in Spanish]
- CGPM, 2000 Rapport sur l'échelle des contributions acceptées par la 25eme session de la CGPM Malte. Septembre 2000, 11 pp.
- Chakraborty R. D., Nandakumar G., Maheswarudu G., Chellapan K., 2014 Fishery, biology and population dynamics of *Metapenaeus dobsoni* (Miers 1878) from Kerala, south-west coast of India. Indian Journal of Fisheries 61(4):42-47.
- Cherif M., Zarrad R., Gharbi H., Missaoui H., Jarboui O., 2007 Some biological parameters of the red mullet, *Mullus barbatus* L., 1758, from the Gulf of Tunis. Acta Adriatica: International Journal of Marine Sciences 48(2):131-144.
- Coll M., Santojanni A., Palomera I., Arneri E., 2009 Food-web changes in the Adriatic Sea over the last three decades. Marine Ecology Progress Series 381:17-37.
- Costanza R., 1991 Ecological economics: the science and management of sustainability. Columbia University Press, New York.
- Cury P., Bakun A., Crawford R. J. M., Jarre A., Quiñones R. A., Shannon L. J., Verheye H. M., 2000 Small pelagics in upwelling systems: patterns of interaction and structural changes in "wasp-waist" ecosystems. ICES Journal of Marine Science: Journal du Conseil 57(8012):603-618.
- Daly H. E., 1991 Steady-state economics. 2nd edition, Island Press, Washington, DC, 318 pp.
- Dewanti R. O. N., Ghofar A., Saputra S. W., 2014 [Biological aspects of anchovy (*Stolephorus devisi*) caught by seine net on Pematang waters]. Diponegoro Journal of Maquares 3(4):102-111. [in Indonesian]
- Djabali F., Hemida F., 1992 Croissance de l'Anchois (*Engraulis encrasicolus* L.) de la région d'Alger. Bull Inst Sci Rabat 16:112-114.
- Dulcic J., Kraljevic M., 1996 Weight-length relationships for 40 fish species in the eastern Adriatic (Croatian waters). Fisheries Research 28(3):243-251.
- Effendie M. I., 2002 [Fisheries biology]. Yayasan Pustaka Nusantara, Yogyakarta, 163 pp. [in Indonesian]
- Erkoyuncu I., Ozdamar E., 1989 Estimation of the age, size and sex composition and growth parameters of anchovy, *Engraulis encrasicolus* (L.) in the Black Sea. Fisheries Research 7(3):241-247.
- Fafioye O. O., Oluajo O. A., 2005 Length-weight relationship of five fish species in Epe Lagoon, Nigeria. African Journal of Biotechnology, 4(7): 749-751.
- Fage L., 1911 Recherches sur la biologie de l'anchois (*Engraulis encrasicolus* Linne): races, âge, migrations. Ann Inst Oceanogr 2(4):140 pp.
- FAO (Food Agriculture Organization), 2018 The State of World Fisheries and Aquaculture - Meeting the Sustainable Development Goals. Rome, 227 pp.
- Fauziyah, Hadi, Saleh K., Supriyadi F., 2016 [Size distribution of anchovy (*Stolephorus* sp.) capture at stationary liftnet fisheries in Muara Sungsang, South Sumatra]. Marine Fisheries Journal 7(2):161-169. [in Indonesian]

- Fedja K., Bouaziz A., 2015 Is the target reference point (F0.1) vulnerable to changes of natural mortality (M)? Case of the European anchovy *Engraulis encrasicolus* (Linnaeus, 1758) from the eastern coast of Algeria. *Frontiers in Marine Science Conference Abstract: XV European Congress of Ichthyology*, doi: 10.3389/conf.FMARS.2015.03.00199.
- Froese R., 2006 Cube law, condition factor and weight-length relationships: history, meta-analysis and recommendations. *Journal of Applied Ichthyology* 22(4):241-253.
- Froese R., Pauly D., (eds), 2019 Fishbase world wide web electronic publication. [www.fishbase.org](http://www.fishbase.org). [www.fishbase.de/summary/Encrasicolina-devisi.html](http://www.fishbase.de/summary/Encrasicolina-devisi.html).
- Gayanilo F. C. Jr., Sparre P., Pauly D., 2005 FAO-ICLARM Stock assessment tools II (FiSAT II). Revised version. User's guide. FAO Computerized Information Series (Fisheries). No. 8, Revised version. FAO Rome. 168p.
- Guérault D., Avrilla J. L., 1974 L'anchois du golfe de Gascogne: taille, âge, croissance. *Conseil International pour l'Exploration de la Mer, C.M.* 1974/J, 17 pp.
- Guidetti P., Petrillo M., De Benedetto G., Albertelli G., 2013 The use of otolith microchemistry to investigate spawning patterns of European anchovy: a case study in the eastern Ligurian Sea (NW Mediterranean). *Fisheries Research* 139:1-4.
- Gulland J. A., 1983 Fish stock assessment: a manual of basic methods, volume 1. John Wiley & Sons, Inc. New York, USA, 223 pp.
- Haddon M., 2011 Modeling and quantitative methods in fisheries. 2<sup>nd</sup> edition CRC Press, Taylor & Francis Group, New York 465 pp.
- Hariyadi, Zainuri M., Afiati N., Lachmuddin S., 2017 Population dynamics of *Potamocorbula faba* Hinds, 1843 (Bivalvia: Corbulidae) in Permisan Bay, Sidoarjo Indonesia. *AAFL Bioflux* 10(3):543-550.
- Hawken P., 1993 The ecology of commerce: a declaration of sustainability. HarperCollins, New York, 250 pp.
- Hemida F., 1987 Contribution à l'étude de l'anchois *Engraulis encrasicolus* (Linné, 1758) dans la région d'Alger: biologie et exploitation. Thèse de Magister, USTHB, Alger, 208 pp.
- Jagadis I., Rajagopal S., 2007 Age and growth of the venus clam *Gafrarium tumidum* (Roding) from south-east coast of India. *Indian Journal of Fisheries* 54(4):351-356.
- Jones R., 1981 The use of length composition data in fish stock assessment (with notes on VPA and cohort analysis). *FAO Fisheries Circular* 734:60 pp.
- Kada O., Abdellaoui S., Ramdani M., Nachit D., 2009 Contribution à l'identification et à la caractérisation biologique et dynamique de l'anchois de la lagune de Nador (Maroc). *Bulletin de l'Institut Scientifique, Rabat, section Sciences de la Vie* 31(2):91-98.
- Kalayci F., Samsun N., Bilgin S., Samsun O., 2007 Length-weight relationship of 10 fish species caught by bottom trawl and midwater trawl from the Middle Black Sea, Turkey. *Turkish Journal of Fisheries and Aquatic Sciences* 7:33-36.
- Kaswadji R. F., Chaeruddin A., Naulita Y., Natih M. N. M., 1995 Dinamika fitoplankton permukaan di Teluk Pelabuhan Ratu dan kaitannya dengan rantai makanan di laut dan musim ikan. Laporan Penelitian, Bogor, Fakultas Perikanan, Institut Pertanian Bogor, 25 pp. [in Indonesian]
- Khemiri S., Gaamour A., Meunier F. J., Zylberberg L., 2007 Age and growth of *Engraulis encrasicolus* (Clupeiformes: Engraulidae) in the Tunisian waters. *Cahiers de Biologie Marine* 48(3):259-269.
- King M., 1995 Fisheries biology, assessment and management. Fishing News Books, Wiley-Blackwell, pp. 84-90.
- Kosamu I. B. M., 2015 Conditions for sustainability of small-scale fisheries in developing countries. *Fisheries Research* 161:365-373.
- Labania H. M. D., Sunarto S., Khakhim N., 2017 Analisis persebaran suhu dan salinitas permukaan laut di Selat Makassar. *Jurnal Gravitasi* 16(2):23-31. [in Indonesian]
- La Mesa M., Donato F., Giannetti G., Arneri E., 2009 Growth and mortality rates of European anchovy (*Engraulis encrasicolus*) in the Adriatic Sea during the transition from larval to juvenile stages. *Fisheries Research* 96(2-3):275-280.

- Ma B. S., Xie C. X., Huo B., Yang X. F., Huang H. P., 2010 Age and growth of a long-lived fish *Schizothorax o'connori* in the Yarlung Tsangpo River, Tibet. *Zoological Studies* 49: 749-759.
- Machias A., Somarakis S., Kapadagakis P., Drako-Poulus P., Giannoulaki M., Maraveya E., Manou-sakis L., Vatsos D., Tsimenidou C., Tsimenides N., 2000 Evaluation of the southern Greek anchovy stocks. Final report DGXIV contract no. 97/0048.
- Mancera E., Mendo J., 1996 Population dynamics of the oyster *Crassostrea rhizophorae* from the Cienaga Grande de Santa Marta, Columbia. *Fisheries Research* 26(1-2):139-148.
- Manzo C., Cilenti L., Fabbrocini A., D'Adamo R., 2013 Population size structure, growth and reproduction of the European anchovy (*Engraulis encrasicolus*, L.) in the Lagoon of Lesina (south-western Adriatic Sea, Italy). *Transitional Waters Bulletin* 7(2):41-52.
- MMAF (Ministry of Maritiem Affairs and Fisheries) Republic of Indonesia, 2019 Sistem informasi diseminasi data dan statistic kelautan dan perikanan (Sidatik), Direktorat jenderal perikanan tangkap. <http://statistik.kkp.go.id/sidatik-dev/form/index2.php?s=3>. [in Indonesian]
- Morales-Nin B., Pertierra J. P., 1990 Growth rates of the anchovy *Engraulis encrasicolus* and the sardine *Sardina pilchardus* in the Northwestern Mediterranean Sea. *Marine Biology* 107(2):349-356.
- Moutopoulos D. K., Stergiou K. I., 2002 Length–weight and length–length relationships of fish species from Aegean Sea (Greece). *Journal of Applied Ichthyology* 18(3):200–203.
- Musarratulain, Masood Z., Bibi R., Bibi M., Gul H., Farooq R. Y., Jamil N., 2015 Growth profile of an Indian anchovy species, *Stolephorus indicus* (van Hasselt, 1823) of family Engraulidae from Keti Bunder, Sindh, Pakistan. *Global Veterinaria*, 14(4):619-622.
- Niamimandi N., Fatemi S. M., Taghavi A., 2003 Determination of growth parameters mortality rate and maximum sustainable yield of croaker fish (*Otolithes ruber*) captured from Boshehr waters. *Quarterly Journal of Research and Construction* 60:51-55.
- Nurdin E., Sondita M. F. A., Yusfiandayani R., Baskoro M. S., 2016 Growth and mortality parameters of yellowfin tuna (*Thunnus albacares*) in Palabuhanratu waters, west Java (eastern Indian Ocean). *AACL Bioflux* 9(3):741-747.
- Ongkers O. T. S., 2008 Population parameters of Indian anchovy *Stolephorus indicus* in inner Ambon Bay. *Jurnal Iktiologi Indonesia* 8(2):85-92. [in Indonesian]
- Ozaydin O., Taskavak E., 2006 Length-weight relationships for 47 fish species from Izmir Bay (eastern Aegean Sea, Turkey). *Acta Adriatica* 47(2):211-216.
- Palomera I., Olivar M. P., Salat J., Sabatés A., Coll M., García A., Morales-Nin B., 2007 Small pelagic fish in the NW Mediterranean Sea: an ecological review. *Progress in Oceanography* 74(2-3):377-396.
- Panda D., Jawahar P., Venkataramani V. K., 2011 Growth and mortality parameters of *Turbinella pyrum* (Linnaeus, 1758) exploited off Thoothukudi, south-east coast of India. *Indian Journal of Fisheries* 58(2):29-33.
- Pattikawa J. A., Ongkers O. T. S., 2002 Dinamika populasi ikan puri putih (*Stolephorus indicus*) di Teluk Ambon Bagian Dalam. *Ichtyos. Jurnal Ilmu-ilmu Perikanan dan Kelautan* 1(1):42-47. [in Indonesian]
- Pauly D., 1980 On the interrelationships between natural mortality, growth parameters, and mean environmental temperature in 175 fish stock. *Journal du Conseil international pour l'Exploration de la Mer* 39(2):175-192.
- Pauly D., 1983 Some simple methods for the assessment of tropical fish stocks. *FAO Fisheries Technical Paper No. 234*, 52 pp.
- Pauly D., 1984 Fish population dynamics in tropical waters: a manual for use with programmable calculators. *ICLARM Studies and Reviews* 8, 325 pp.
- Pauly D., 1987 A Review of the ELEFAN system for analysis of length-frequency data in fish and aquatic invertebrate. In: *Length-based methods in fisheries research*. Pauly D., Morgan G. R. (eds), pp. 7-34.

- Pauly D., Zeller D., 2014 Accurate catches and the sustainability of coral reef fisheries. Current opinion in Environmental Sustainability 7:44-51.
- Petrakis G., Stergiou K., 1995 Weight-length relationships for 33 fish species in Greek waters. Fisheries Research 21(3-4):465-469.
- Potier M., Sadhotomo B., 1991 [Sampling training]. ALA/INS/87/17 Scien. And Tech. Doc. 4, 29 pp. [in Indonesian]
- Qendouci M. E., Amenzoui K., Baali A., Qoraychy I. E., Yahyaoui A., 2018 Diet of anchovy *Engraulis encrasicolus* (Engraulidae) in Moroccan Atlantic coast. AACL Bioflux 11(4):1388-1398.
- Ramos S., Santos P., 1999 [Growth of the anchovy (*Engraulis encrasicolus* Linnaeus, 1758) on the north coast of Portugal]. Revista de Biologia 17:211-216. [in Portuguese]
- Sağlam N. E., Sağlam C., 2013 Age, growth and mortality of anchovy *Engraulis encrasicolus* in the south-eastern region of the Black Sea during the 2010-2011 fishing season. Journal of the Marine Biological Association of the United Kingdom 93(8):2247-2255.
- Samsun O., Samsun N., Karamollaoglu A., 2004 Age, growth and mortality rates of the European anchovy (*Engraulis encrasicolus* L., 1758) off the Turkish Black Sea coast. Turkish Journal of Veterinary and Animal Sciences 28(5):901-910.
- Saputra S. W., 2009 [Textbook based on research on fish population dynamics]. Diponegoro University Semarang, 203 pp. [in Indonesian]
- Saputra S. W., Soedarsono P., Sulistyawati G. A., 2009 [Some biological aspects of kuniran (*Upeneus* spp.) in Demak waters]. Jurnal Saintek Perikanan 5(1):1-6. [in Indonesian]
- Sasmita S., Pebruwanti N., Fitrani I., 2018 Size distribution of anchovy the catch of puring nets in Pulolampes waters of Brebes Regency, Central Java. Journal of Fisheries and Marine Science 2(2):95-102. [in Indonesian]
- Simbolon D., Sondita M. F. A., Amiruddin, 2010 Komposisi isi saluran pencernaan ikan teri (*Stolephorus* spp.) di perairan Barru Selat Makassar. Jurnal Ilmu Kelautan 15(1):7-16. [in Indonesian]
- Sinovičić G., 2000 Anchovy, *Engraulis encrasicolus* (Linnaeus, 1758): biology, population dynamics and fisheries case study. Acta Adriatica 41(1):1-54.
- Sparre P., Venema S. C., 1998 Introduction to tropical fish stock assesment. Part I: manual. FAO Fisheries Technical Paper, No. 306/1, 407 pp.
- Sparre P., Venema S. C., 1999 [Introduction of manual assesment of tropical fish stocks (translation edition)]. United Nations Food Organization Collaboration with Fisheries Research and Development Center, Agricultural Research and Development Agency, Jakarta, 438 pp.
- Tham A. K., 1967 A contribution to the study of the growth of members of the genus *Stolephorus* Lacepede in Singapore Strait. Proc IPFC 12(2):1-25.
- Treer T., Habeković D., Aničić I., Safner R., Piria M., 2000 Growth of five spiralin (*Alburnoides bipunctatus*) populations from the Croatian rivers. Agriculturae Consectus Scientificus 65(3):175-180.
- Udoh J. P., Ukpatu J. E., 2017 First estimates of growth, recruitment pattern and length-at-first-capture of *Nematopalaemon hastatus* (Aurivillius, 1898) in Okoro River estuary, southeast Nigeria. AACL Bioflux 10(5):1074-1084.
- Uriarte A., Alday A., Santos M., Motos L., 2012 A re-evaluation of the spawning fraction estimation procedures for Bay of Biscay anchovy, a species with short interspawning intervals. Fisheries Research 117:96-111.
- Utami N. F. C., Boer M., Fachrudin A., 2018 [Population structure of Commerson anchovy *Stolephorus commersonii* in Palabuharatu Bay]. Journal of Tropical Marine Science and Technology 10(2):341-351. [in Indonesian]
- Van den Bergh J., Janssen M. A., 2005 Economics of industrial ecology: materials, structural change, and spatial scales. MIT Press, Cambridge 388pp.
- Volovik S. P., Kozlitina S. V., 1983 Assessment of the potential catch of the azov anchovy, *Engraulis encrasicolus* (Engraulidae), in relation to growth and structure of its population. Journal of Ichthyology 23(1):26-38.

- Walters C. J., Martell S. J. D., 2004 Fisheries ecology and management. Princeton University Press, 448 pp.
- Whitehead P. J. P., Nelson G. J., Wongratana T., 1988 Clupeoid fishes of the world (Suborder Clupeioidae). An annotated and illustrated catalogue of the herrings, sardines, pilchards, sprats, shads, anchovies and wolf-herrings. Part 2. Engraulidae. FAO Fisheries Synopsis 125(7/2), 579 pp.

Received: 20 May 2019. Accepted: 29 August 2019. Published online: 30 October 2019.

Authors:

Juliani, Faculty of Fisheries and Marine Science, Mulawarman University, Gunung Tabur Street, Gunung Kelua Campus, Samarinda, East Kalimantan Province, Postal Code 75119, Indonesia, e-mail: juliani@fpik.unmul.ac.id  
Sutrisno Anggoro, Faculty of Fisheries and Marine Science, Diponegoro University, Prof. Soedarto, SH Street, Building J Floor 3 Tembalang Semarang, Central Java Province, Postal Code 50275, Indonesia, e-mail: sutrisnoanggoro52@gmail.com

Suradi Wijaya Saputra, Faculty of Fisheries and Marine Science, Diponegoro University, Prof. Soedarto, SH Street, Building J Floor 3 Tembalang Semarang, Central Java Province, Postal Code 50275, Indonesia, e-mail: suradiwsaputra@yahoo.co.id

Helminuddin, Faculty of Fisheries and Marine Science, Mulawarman University, Gunung Tabur Street, Gunung Kelua Campus, Samarinda, East Kalimantan Province, Postal Code 75119, Indonesia, email: h.helminuddin@gmail.com

This is an open-access article distributed under the terms of the Creative Commons Attribution License, which permits unrestricted use, distribution and reproduction in any medium, provided the original author and source are credited.

How to cite this article:

Juliani, Anggoro S., Saputra S. W., Helminuddin, 2019 Sustainability assessment of Devis' anchovy (*Encrasicholina devisi* (Whitley, 1940)) (Clupeiformes: Engraulidae) fisheries based on biology aspects, Kutai Kartanegara, Indonesia. AACL Bioflux 12(5): 1938-1950.