

[Home](#) / [Archives](#) / Vol. 9 No. A (2021): A - Basic Sciences

Vol. 9 No. A (2021): A - Basic Sciences



Published: 2021-01-10

Anatomy

Evaluation of Anatomy Course Teaching and Learning Outcomes for Iraqi Pharmacy Students: Internet-based Learning versus Blended Learning During the Pandemic

Sinan Farhan, Ahmed Al-Imam, Marek A. Motyka (Author)

782-788

 PDF

Mandibular Canal Location and Cortical Bone Thickness in Males and Females of Different Age Groups: A Cone-beam Computed Tomography Study

Sherif Shafik El-Bahnasy, Magdy Youakim, Mohamed Shamel, Hisham.El Shiekh (Author)

1117-1122

 PDF

Effect of Anatomical and Physiological Factors on Ultrasonic Breast Imaging Reporting and Data System Score in Iraqi Women Presenting with Breast Lumps

Ahmed Fakhir Hameed, Sameh S. Akkila, Khalida I. Noel, Saad Alshahwani (Author)

1214-1218

 PDF

Anomalous Origin of the Superior Thyroid Artery from the Internal Carotid Artery

Adegbenro Omotuyi John Fakoya, Neha Subedi, Jennifer Beniquez Martir, Byron Chique Carreras, Abayomi Gbolahan Afolabi, Thomas McCracken (Author)

95-97

 PDF

Genetics

Role of Interferon-Gamma +874 A/T Single-Nucleotide Polymorphism and Tuberculosis Susceptibility of Pediatric Population in North Sumatera, Indonesia

Rini Savitri Daulay, Rina Amalia C. Saragih, Ridwan Muchtar Daulay, Ratna Akbari Ganie, Gino Tann, Bambang Supriyatno (Author)

1057-1060

 PDF

Transcriptional Activity of Neurotrophins Genes and Their Receptors in the Peripheral Blood in Patients with Thyroid Diseases in Bukovinian Population of Ukraine

Iryna Kamyshna, Aleksandr Kamyshnyi (Author)

208-216

 PDF

Association between Serum Brain-derived Neurotrophic Factor and 25-OH Vitamin D Levels with Vitamin D Receptors Gene Polymorphism (rs2228570) in Patients with Autoimmune Thyroiditis and Hypothyroidism

Iryna Kamyshna, Larysa Pavlovych, Aleksandr Kamyshnyi (Author)

659-664

 PDF

Matrix Metalloproteinase-2, COL1A1, and COL3A1 mRNA Expression in Aponeurosis Musculus obliquus Externus Abdominis of Adult Inguinal Hernias

Nizar Nizar, Afriwardi Afriwardi, Yanwirasti Yanwirasti, Alsen Arlan (Author)

318-323

 PDF

Polymorphism of Thyroid Hormones Receptor, Angiotensin-Converting Enzyme, and High Blood Pressure in Childbearing Age Women with Hyperthyroidism

Agus Wibowo, Pramudji Hastuti, Vinayanti Susanti (Author)

387-392



Association of Vitamin D Receptor Polymorphism (rs2228570, rs1544410, rs7975232, and rs731236) and Macrophage Migration Inhibitory Factor -173 G/C (rs755622) with the Susceptibility of Active Pulmonary Tuberculosis in Makassar, Indonesia

Najdah Hidayah, Irawaty Djaharuddin, Ahyar Ahmad, Rosdiana Natzir, Ilhamjaya Patellongi, Agussalim Bukhari, Irda Handayani, Andi Tenriola, Subair Subair, Handayani Halik, Muhammad Nasrum Massi (Author)

838-848



Effect of *Batissa violacea celebensis* Martens, 1897, Extract on β -Catenin Gene in Mice (*Mus musculus*) Induced by Azoxymethane and Dextran Sulfate Sodium using Polymerase Chain Reaction-restriction Fragment Length Polymorphism Method

Sri Anggarini Rasyid, Sanatang Sanatang, Satriani Syarif, Sugireng Sugireng, Titi Purnama, Suwarny Suwarny, Yayan Kurniansyah Saputra (Author)

964-970



Genetic Polymorphism of Cyp2a6 and Cyp2a13 Genes and Environmental Tobacco Smoke Induced Lung Cancer Risk in Indonesian Female Never Smokers

Noni Soeroso, Rozaimah Zain-Hamid, Syamsul Bihar, Setia Putra Tarigan, Fannie Rizki Ananda (Author)

1219-1225



Association of Polymorphism +874 T/A Interferon Gamma Gene with Susceptibility to Pulmonary Tuberculosis in Medan, Indonesia

Sri Melinda Kaban, Bintang Yinke Magdalena Sinaga, Tetty Aman Nasution (Author)

515-519



von Willebrand Factor Gene Polymorphism in Preeclampsia Pregnant at Medan, Indonesia

Dewi Indah Sari Siregar, Muhammad Fidel Ganis Siregar, Gontar Alamsyah Siregar, Syah Mirsya Warli (Author)

1047-1051



Association of Lipids' Metabolism with Vitamin D Receptor (rs10735810, rs222857) and Angiotensinogen (rs699) Genes Polymorphism in Essential Hypertensive Patients

Yuliya Repchuk, Larysa Sydorчук, Larysa Fedoniuk, Zoia Nebesna, Valentyna Vasiuk, Andrii Sydorчук, Oksana Iftoda (Author)

1052-1056



PDF

Genetic Variation of a -176g>c Interleukin-6 Correlated with White Blood Cells Count in Obesity of Indonesia

Dwi Ani Danarsih, Pramudji Hastuti, Agus Kristianto (Author)

324-327



PDF

Relationship between Superoxide Dismutase Manganese Gene Polymorphism and Eye Tumors

Rodiah Rahmawaty Lubis, Cut Adeya Adella, Lokot Donna Lubis (Author)

229-232



PDF

Role of Glutathione S-transferase Mu 1 and Glutathione S-transferases Theta 1 Polymorphism in the Risk of Developing Type 2 Diabetes Mellitus at Universitas Sumatera Utara Hospital, Medan

Tala ZZ, Mutiara Indah Sari (Author)

1240-1244



PDF

Genetic Polymorphism of ITGA2 C807T Collagen Receptor Encoding Gene of Aspirin Therapy among Javanese-Indonesian Healthy Respondents

Vitarani Dwi Ananda Ningrum, Rochmy Istikharah, Ahmad H. Sadewa (Author)

1067-1073



PDF

The Role of Apa-I Vitamin D Receptor Gene Polymorphism in Type 2 Diabetes Mellitus

Mutiara Indah Sari, Rusdiana Rusdiana, Milahayati Daulay (Author)

129-133



PDF

Fibroblast Growth Factor Receptor 4 Gly388Arg Gene Polymorphism and Non-Hodgkin Lymphoma Susceptibility and Prognosis in Egyptian population: Case-control Study

Wafaa M. Abdelghany, Shahira Kamal Anis Botros, Osman Mohamed Mansour, Mahmoud A. Ayoub, Abdallah M. Almuslimani, Naglaa M. Hassan (Author)

143-150



PDF

Role of CALLA/CD10 Expression in Progression of Melanocytic Tumors: A Study in Egypt

Maha Elsayed Mohammed Salama, Dina Ahmad Khairy (Author)

164-168



PDF

Glutathione Peroxidase-1 Pro198Leu Variant in Tuberculosis-infected Type2 Diabetes Mellitus Patients at Pulmonary Polyclinic Medan

Nurfida Khairina Arrasyid, Milahayati Daulay, Mutiara Indah Sari (Author)

403-406



PDF

Association between Three Variants in the PRKAA2 gene, rs2796498, rs9803799, and rs2746342, with 10-year ASCVD Risk on Newly Diagnosed T2DM in Yogyakarta, Indonesia

Dita Maria Virginia, Mae Sri Hartati Wahyuningsih, Dwi Aris Agung Nugrahaningsih (Author)

541-547



PDF

The Effects of Polymorphisms in One-carbon Metabolism Genes on Manifestation of Ichthyosis Vulgaris

Olena Fedota, Mr. Iurii Sadovnychenko, Lilia Chorna, Larysa Roshcheniuk, Vitalii Vorontsov, Pavlo Ryzhko, Ivanna Haybonyuk, Serhii Belyaev, Igor Belozorov, Halyna Makukh (Author)

291-297



PDF

Modulation of Insulin Gene Expression with CRISPR/Cas9-based Transcription Factors

Bakhytzhan Alzhanuly, Zhussipbek Y. Mukhatayev, Dauren M. Botbayev, Yeldar Ashirbekov, Nurlybek D. Katkenov, Nurlan T. Dzhaynakbaev, Kamalidin O. Sharipov (Author)

876-881



PDF

Micro-RNA Biogenesis Genes (AGO1 and GEMIN4) Single Nucleotide Variants of Bad Prognosis and Poor Therapeutic Response in Egyptian Chronic Myeloid Leukemia Patients: Case-control Study

Wafaa Abd Abdelghany, Mohamed Emam, Usama Elnagar, Rehab Helmy, Osama H. Korayem, Naglaa M. Hassan (Author)

378-386



The Prevalence and Prognostic Impacts of Nucleophosmin Mutations in Adult Patients with De Novo Acute Myeloid Leukemia

Naglaa Mostafa Hassan, Noha El-Sayed, Khaled Aboul-Enein , Lamyaa Nabeeh Al-Fadally, Reem Nabil (Author)
632-638



The Impact of Luteinizing Hormone/Chorionic Gonadotropin Hormone Receptor Gene Polymorphism rs68073206 in Men with Non-obstructive Azoospermia: A Case-control Study

Abdul-Rahim A. Ali, Omar F. Abdul-Rasheed, Ula M. Al-Kawaz (Author)
894-900



Tumor Necrosis Factor-alpha -308G/A Polymorphism Associated with Increased Risk for Pulmonary Tuberculosis in Medan City, Indonesia

Bintang Yinke Magdalena Sinaga, Zainuddin Amir (Author)
7-11



The Polymorphism in Interleukin-6-597 G/A Gene and their Levels on Type 2 Diabetic Patients

Zaimah Z Tala, Nurfida Khairina Arrasyid, Sanny Sanny, Mutiara Indah Sari (Author)
57-60



Impact of Genetic Polymorphism of Myeloid Differentiation Primary Response Gene 88, Enhancer of Zeste Homolog 2, and B-cell Lymphoma 2 like 11 in Patients with Diffuse Large B Cell Lymphoma Treated with Rituximab, Cyclophosphamide, Doxorubicin, Vincristin

Hussam Zawam, Noha E. Ibrahim, Rasha Salama, Mai Samir, Walaa Abdelfattah, Doaa M. El Demerdash, Dina Sabry, Sahar A. Tabak, Rasha A. Khairy (Author)
98-105



Biochemistry

Features of the Course of Non-alcoholic Fatty Liver Disease in Experimental Animals at High Altitudes

Nurgul Toktogulova, Rustam Tuhvatshin (Author)

1092-1096



PDF

Evaluation of Lipid Peroxidation under Immobilization Stress in Irradiated Animals in Experiment

Assem K. Okassova, Oralbek Z. Ilderbayev, Akmaral Zh. Nursafina, Gulmira M. Zharmakhanova, Bibigul B. Rakhimova, Bayan T. Yessilbaeva, Bayan N. Dyussenbekova (Author)



PDF

Insulin-like Growth Factor Initiates Hepatocellular Carcinoma in Chronic Hepatitis C Virus Patients through Induction of Long Non-coding Ribonucleic Acids AF085935

Role of LncRNA AF085935 in HCC development

Abeer Mostafa, Noha El-Sayed Ibrahim, Dina Sabry, Wael Fathy, Amany Y. Elkazaz (Author)

222-228



PDF

Antiproliferative Effect of Mesenchymal Stem Cells on Human Breast Carcinoma: New Insight on FOXO/lncRNA-AF085935 Axis

Sahar H. Ahmed, Abeer Mostafa, Amany A. Abou-Elalla (Author)

748-752



PDF

The Effect of Uncomplicated Knee Arthroscopy on C-reactive Protein and Erythrocyte Sedimentation Rate

Andrew Hannah, Graeme Ethan Hancock , James Edward Stoddard, Paul Mark Sutton (Author)

299-302



PDF

Evaluation of Proximate and Mineral Composition of Biscuit Formulated Using Chayote (*Sechium edule*) and Mung Bean (*Vigna radiata*) Flours

Jamaludin M. Sakung, Siti Nuryanti, Afadil Afadil, Sri Hastuti Virgianti Pulukadang, Maryam Maryam, Mar'atun Mar'atun (Author)

373-377



PDF

Bovine Serum as an Alternative to Control Serum for Total Protein Levels

Bambang Supriyanta, Martha Atik Martsiningsih, Steven Soenjono, Audrey Amy Andreansyah, Budi Setiawan (Author)

1292-1295



PDF

Organoleptic Properties, Proximate Compositions, and Antioxidant Activity of Carrot – Navel Orange Marmalade

Dzul Fadly, Nur Afni Rahmatiya Abdul, Yuges Saputri Muttalib, Bohari Bohari (Author)

488-492



PDF

Hazards of Chronic Exposure to Nonylphenol: Concomitant Effect on Non-alcoholic Fatty Liver Disease in Male Albino Rats

Rania Elsyade, Eman El Sawaf, Dalia Gaber (Author)

548-555



PDF

Beet (Beta vulgaris) Suppressed Gene Expression and Serum Fatty Acid Synthase in High Fat and Fructose-induced Rats

Salma Nadiyah, Pramudji Hastuti, Sunarti Sunarti (Author)

303-307



PDF

Beet (Beta vulgaris) Improve Blood Glucose and AKT2 Gene Expression in High Fat and Fructose-induced Rats

M. Windi Dona Fitri, Arta Farmawati, Sunarti Sunarti (Author)

882-886



PDF

Exosomes of Adipose-derived Stem Cells Conditioned Media Promotes Retinoblastoma and Forkhead-Box M1 Protein Expression

Sinta Murlistyarini, Lulus Putri Aninda, Sri Widyarti, Agustina Tri Endharti, Teguh Wahyu Sardjono (Author)

422-427



PDF

miRNA-17-5p Target Prediction and its Role in Senescence Mechanism through p21 Interference

Sinta Murlistyarini, Teguh Wahyu Sardjono, Lukman Hakim, Sri Widyarti, Didik Huswo Utomo, Galuh Wening Permatasari, Tinny Endang Hernowaty (Author)

455-462

 PDF

Bone Marrow-derived Mesenchymal Stem Cells Reverse Hepatic Fibrosis, Improved Vascularity, and Attenuate the Apoptosis in Carbon Tetrachloride-induced Hepatic Fibrosis Experimental Rats

Zainab Altaib, Walaa S. Sabbah, Eman K. Rashwan, Ashraf Albrakati, Abeer Mostafa (Author)

698-706

 PDF

Benefits of Nigella sativa Extract Protecting Ovary Due to Cisplatin Chemotherapy

Khairani Sukatendel, M. Fidel Ganis Siregar, Muharam Natadisastra, Iqbal Pahlevi Adiputra Nasution, Syafruddin Ilyas, M. Rhiza Tala, Putri Chairani Eyaner, Poppy Anjelisa Z. Hasibuan (Author)

680-687

 PDF

Acute Toxicity Study of Porang (Amorphophallus oncophyllus) Flour Macerated with Strobilanthes crispus in Wistar Rats

Rizka Qurrota A'yun, Uswatun Hasanah, Hamam Hadi, Mustofa Mustofa, Eva Nurinda, Yulinda Kurniasari, Veriani Aprilia (Author)

976-981

 PDF

Brain Derived Neurotrophic Factor and Serotonin Levels in Autistic Children: Do They Differ in Obesity?

Ehab R. Abdelraouf, Hend Rashad, Ayman Kilany, Hala M. Zeidan, Mohamed Elhadidy, Adel Hashish, Neveen Hassan Nashaat, Fateheya M. Metwally (Author)

959-963

 PDF

Ethanol Extract of Carica papaya Leaf Can Increase Breast Milk in Lactating Rat

Yanti Herawati, Umi Kalsum, I Wayan Arsana Wiyasa, Lilly Yuniarti, Teguh Wahyu Sardjono (Author)

520-526

 PDF

Physicochemical Characteristics of Chicken Eggshell Flour Produced by Hydrochloric Acid and Acetic Acid Extraction

Rosnah Rosnah, Nurpudji A. Taslim, Andi Makbul Aman, Irfan Idris, Suryani As'ad, Agussalim Bukhari, Elly Wahyudin (Author)

428-432

 PDF

Effect of the Ethanol Extract of Mimosa Leaves on the Blood Glucose, Malondialdehyde, and Histopathological Characteristics of Wistar Rats

S. Wahjuni, I. A. Raka Astiti Asih, Desmon Tutu Bili, Ni Made Puspawati, Ahmad Fudholi (Author)

1296-1301

 PDF

Effect of Non-alcoholic Fatty Liver Disease on Some of Bone Biomarkers in Men

Dalal Al-Akabi, Faris S. Kata (Author)

924-927

 PDF

Histology

The Role of Vitamin C in Amelioration of Hepatorenal Toxicity of Cefotaxime in Adult Albino Rats (Histological Study)

Maha Al Sammak, Rana M. Ahmed, Nadwa Alazzo (Author)

845-848

 PDF

Histology of hematoxylin-eosin and immunohistochemical diabetes rat pancreas after giving combination of moringa leaves (*Moringa oleifera*) and clove flower (*Syzygium aromaticum*) extracts

Purnama Ningsih, Sitti Rahmawati, Baharuddin Hamzah, Tri Santoso, Nurbaya Nurbaya, Muhammad Fakhrul Hardani, Ririen Hardani (Author)

257-262

 PDF

Experimental Study Comparing Structural Changes Induced by Biologic Versus Synthetic Mesh Implants in Nephropexy

Aigerim Nurkassiyevna Abatova , Maida Maskhapovna Tussupbekova, Nurkassi Tulepbergenovich Abatov, Ruslan Muratovich Badyrov, Yevgeniy Konstantinovich Kamyshanskiy (Author)

284-290

 PDF

The Effect of Intravenously and Intra-arterially Delivered Human Umbilical Cord Blood Mononuclear Cell on Cortical Neurogenesis of Post-Ischemic Stroke Rat Brain

Sastia Winda Astuti, Isabella Kurnia Liem, Yetty Ramli (Author)

1245-1251



PDF

Light optical and Ultrastructural Characteristics of the Maral Liver with Chronic Dicrocoeliasis

Darzhigitova Albina Koshanovna, Shapekova Nelya Lukpanovna, Karlygash Aubakirova, Ainur Koigeldinova, Tynykulov Marat Korganbekovich, Kaisagaliyeva Gulzhakhan (Author)

202-207



PDF

Histological Changes of Stomach and Intestine Induced by Energy Drink (Tiger) in Adult Male Rats

Maha Al Sammak, Ahmed Hisham Qassim, Omer R. Hamdi (Author)

735-740



PDF

The Effectiveness of Sechium edule Jacq. Swartz Extract Changes in the Histopathology of Aspirin-Induced Rat Gastritis Model

Hendrika Silitonga, Gontar A. Siregar, Rosita Juwita Sembiring, Marline Nainggolan (Author)

1252-1257



PDF

Semen Analysis and Insight into Male Infertility

Batool Mutar Mahdi (Author)

252-256



PDF

Effect of Cadmium Chloride on the Histological Structure of Lung in Adult Male Mice with and without Parsley Oil

Maha Alsammak (Author)

676-679



PDF

A Histologic and Histomorphometric Analysis of Bone Tissue Regeneration with Perforated Bone Allograft in Rabbit Femur Defect

B. E. Tuleubaev, E. K. Kamyshansky, Saginova Dina Saginova, E. R. Tashmetov, A. A. Koshanova (Author)

12-18

 PDF

The Effect of Duration of Use of Depomedroxyprogesterone Acetate on the Thickness of the Vaginal Epithelium of Mice

Nora Veri, Cut Mutiah, Dewita Dewita, Henniwati Henniwati, Fazdria Fazdria, Lia Lajuna, T Salfiyadi Salfiyadi (Author)

73-77

 PDF

Cytopathology of Saliva in COVID-19 Patients: Preliminary Study on Five Patients of COVID-19

Mohammad Zulkarnain, Rostika Flora, Nyiyayu Fauziah, Citra Dewi, Eny Rahmawati, Yusri Yusri, Lisa Dewi, Benny Darory, Danny Kusuma Aerosta, Krisna Murti (Author)

68-72

 PDF

Physiology

Effect of Artificial Carbon Dioxide-Rich Water Immersion on Peripheral Blood Flow in Healthy Volunteers: Preliminary Study about Artificial Carbon Dioxide-Rich Water

Andi Rizky Arbaim Hasyar, Haerani Rasyid, Irfan Idris, Irawan Yusuf (Author)

527-531

 PDF

Environmental Enrichment Ameliorates Anxiety-Like Behavior in Rats without Altering Plasma Corticosterone Level

Muthmainah Muthmainah, Winda Atika Sari, Nanang Wiyono, Dhoni Akbar Ghazali, Ratih Dewi Yudhani, Brian Wasita (Author)

1074-1080

 PDF

Features of Physical Development in Adolescents Aged 12-14 Years: Assessment and Analysis

Nurgulim Akhmad, Dinara Baigamysova, Altyn Abilova, Ardana Balapanova, Umit Keldigulova, Gulzhan Alzhanbekova, Meiramkul Okhanova (Author)

1104-1108

 PDF

Light Environment Effect in the Sperm and Ribonucleic Acid Quality and Body Weight of Male *Mus musculus*

Evi Hanizar, Yung-Sen Huang, Tri Agus Siswoyo, Mohamad Syaifudin Aswan (Author)

644-650



PDF

Impact of Obesity on Physical Activity

Titis Nurmasitoh, Umatul Khoiriyah, Ika Fidianingsih, Adika Zhulhi Arjana, Ninda Devita (Author)

988-992



PDF

Can Early Electrical Stimulation Accelerates the Neural Regeneration by Increasing the Expression of BDNF and GDNF in Distal Part of Injured Peripheral Nerve? An Animal Experimental Study

Agus Roy Rusly Hariantana Hamid, Sri Maliawan, DPG Purwa Samatra, I Nyoman Mantik Astawa, I Made Bakta, I Made Jawi, Ida Bagus Putra Manuaba, I Dewa Made Sukrama, David Sontani Perdanakusuma (Author)

1006-1010



PDF

Morphofunctional and Hematological Characteristics of Health in Students from the Northern and Southern Regions of Kazakhstan

Saule Bazarbaeva, Aigul Dinmukhamedova, Gulnara Tleubergenova, Zhanar Rakhimzhanova, Kamila Sembekova, Sholpan Karbayeva, Elmira Kuandykova (Author)

753-759



PDF

Improvement of Walking Analysis using the Sciatic Function Index for Sciatic Nerve Function in Injured Rat Model Treated with Low-Intensity Aerobics

Ria Margiana, Kamila Alawiyah, Khoirul Ima, Rizni Fitriana, Arif Rahmat Widodo, Theresa Devi Wibowo (Author)

1162-1168



PDF

Effect of Dawood Fasting on the Increased Level of Antioxidant Enzymes

Utami Mulyaningrum, Anif Firrizki Muttaqina, Adhitama Noor Idninda, Ndilalah Pulungan, Irena Agustiningtyas, Ika Fidianingsih (Author)

1-6



PDF

Immunology

Dynamics of Pro- and Anti-inflammatory Cytokines in Experimental Animals with Non-alcoholic Fatty Liver Disease Under Conditions of Hypobaric Hypoxia

Nurgul Toktogulova, Rustam Tukhvatshin, Elmira Mainazarova (Author)

822-826



PDF

Moderate Dose of Lipopolysaccharide Induces Tumor Necrosis Factor-alpha and Interleukin-6 Production by Human Monocyte-derived Macrophages

Nuraiza Meutia, Lokot Donna Lubis, Eka Roina Megawati (Author)

468-472



PDF

State of Immunological Reactivity of Rat's Body after Exposure to Different Doses of γ -Radiation in a Long Period and their Offense of the 1st Generation

Akerke Chayakova, Marzhan Myrzakhanova, S. O. Rakhyzhanova, Ainur Kydyrmoldina, Elmira Omarkhanova, B. A. Zhetpisbayev, Aigul Utegenova, Akerke Chayakova (Author)

1097-1103



PDF

Effectiveness of Mesenchymal Stem Cells and Bovine Colostrum on Decreasing Tumor Necrosis Factor-A Levels and Enhancement of Macrophages M2 in Remnant Liver

Ezra Endria Gunadi, Yan Wisnu Prajoko, Agung Putra (Author)

1195-1202



PDF

Glucocorticoid-induced Changes in the Transcriptional Activity of Genes of the Innate and Adaptive Immune System in the Blood of Patients with Acute Urticaria

Alina Petruk, Iryna Kamyshna, Mariia Shkilna, Aleksandr Kamyshnyi (Author)

1024-1030



PDF

The The Effect of Mango Mistletoes (*Dendrophthoe pentandra*) Leaves Extract on Percentage of CD4+CD28+, CD8+CD28+, and interleukin-2 Levels of Aged Balb/c Mice

Kusworini Handono, Mirza Zaka Pratama, Inmas Andi Sermoati, Maria Gabriela Yuniati, Ni Putu Sri Haryati, Eviana Norahmawati, Agustina Tri Endharti, Yahya Irwanto, Muhammad Badrus Solikhin, Syaiful Hidayat (Author)

414-421



The Effect of Ascorbic Acid on Interleukin-10 and Tumor Necrosis Factor- α Cytokines in Rattus norvegicus with Endometritis

Muhammad Oky Prabudi, M. F. G. Siregar, I. P. A. Nasution, S. Ilyas (Author)

798-801



Comparative Dose of Intracarotid Autologous Bone Marrow Mononuclear Therapy in Chronic Ischemic Stroke in Rats

Feda Makkiyah, Wismaji Sadewo, Rahmah Nurriszka (Author)

233-243



The Estimate of Interferon-inducible Protein-10 and Interferon- γ in Hemodialysis Patients with Chronic HCV

Mahmood Abdujabar Altobje, Zeyad Thanoon Al-Rassam (Author)

928-933



Level of Interleukin-35, Interleukin-36, and the Interleukin-35/Interleukin-36 Ratio in Juvenile Idiopathic Arthritis

Qudus W. Jamal, Ghassaq Alubaidi, Yasmin Humadi (Author)

741-747



COVID-19 Vaccine Hesitancy and Acceptance among Medical Students: An Online Cross-sectional Study in Iraq

Batool Mutar Mahdi (Author)

955-958



Protective Effect of Eugenol against Acetaminophen-Induced Hepatotoxicity in Human Hepatocellular Carcinoma Cells via Antioxidant, Anti-Inflammatory, and Anti-Necrotic Potency

Florenly Florenly, Liena Sugianto, I Nyoman Ehrich Lister, Ermi Girsang, Chrismis Novalinda Ginting, Ervi Afifah, Hanna Kusuma, Rizal Rizal, Wahyu Widowati (Author)



Association of Urinary Interferon Gamma Protein-10 Levels and Low Levels of Cluster of Differentiation 4 Serum in Patients with Tuberculosis-Human Immunodeficiency Virus Coinfection

Dwitya Elvira (Author)

707-710



PDF

Moringa Leaf Powder (Moringa oleifera) Decrease of Inflammation Plasma Cytokine of Pregnant Rats with Diabetes Mellitus

Harry Kurniawan Gondo (Author)

1043-1046



PDF

Mesenchymal Stem Cells Enhance Vascular Endothelial Growth Factor-A, Endothelial Nitric Oxide Synthetase, and HSP70 Expression in Improving Erectile Dysfunction in Streptozotocin-induced Diabetic Rats

Ade Indra Mukti, Syafruddin Ilyas, Syah Mirsya Warli, Agung Putra, Nur Rasyid, Delfitri Munir, Kamal Basri Siregar, Muhammad Ichwan, Iffan Alif, Nurul Hidayah (Author)

1174-1180



PDF

The Normal Ratio of Th17 and Th1 Post-mesenchymal Stem Cells Coculture with PBMCs of Systemic Lupus Erythematosus Patients

Azizah Retno Kustiyah, Agung Putra, Taufiqurrachman Nasihun, Rajesh Ramasamy (Author)

169-176



PDF

Hypoxia Mesenchymal Stem Cells Accelerate Wound Closure Improvement by Controlling α -smooth Muscle actin Expression in the Full-thickness Animal Model

Nur Fitriani Hamra, Agung Putra, Arya Tjipta, Nur Dina Amalina, Taufiqurrachman Nasihun (Author)

35-41



PDF

Pueraria tuberosa as Dipeptidyl-Peptidase-IV Inhibitor Prevents Streptozotocin-Induced Intestinal Stress

Shivani Srivastava, Harsh Pandey, Surya Kumar Singh, Yamini Bhusan Tripathi (Author)

28-34



PDF

The Potential of Nano Curcumin in Preventing the Formation of Artificial Antisperm Antibody in Wistar Rats through Inflammatory Pathway Regulation

Didit Pramudhito, Suwandi Sugandi, Ida Parwati, Muchtan Sujatno, Soetojo Soetojo (Author)

114-118



PDF

Pathophysiology

Investigation of Antidiabetogenic Effect of the Iodine-Selenium Concentrate in Animals with Chronic Alloxan Diabetes of Varying Severity

Fatima S. Abikenova, Gabit Meyramov, Saule Zhautikova, Khamida Abdikadirova, Cymbat Zhienbayeva, Yulia Talaspekova, Irina Baryshnikova, Assima Karipova, Bakhyt Suleimenova (Author)

535-540



PDF

The Effects of Stromal Vascular Fraction Administration in Stimulating Graft Healing Process after Anterior Cruciate Ligament Reconstruction Surgery in Rattus norvegicus

Agung Riyanto Budi Santoso, Edi Mustamsir, Muhammad Luqman Fadli, Krisna Yuarno Phatama, Anindita E. P. Wijaya, Lasa Dhakka Siahaan, Muhammad Alwy Sugiarto, MD. (Author)

941-945



PDF

Protective Potential of Ginseng and/or Coenzyme Q10 on Doxorubicin-induced Testicular and Hepatic Toxicity in Rats

Suzan Khodir, Aliaa Alafify, Essam Omar, Marwa Al-Gholam (Author)

993-1005



PDF

Myringoplasty with Morphological Rationale of Application of Xenoperitoneum Decellularized Matrix in Experiment

Dias Yesniyazov, Tussupbekova Maida, Nurkasi Abatov, Yekaterina Yukhnevich, Ruslan Badyrov (Author)

811-816



PDF

Effect of Stromal Vascular Fraction on Fracture Healing with Bone Defects by Examination of Bone Morphogenetic Protein-2 Biomarkers in Murine Model

Respati S. Dradjat, Panji Sananta, Rizqi Daniar Rosandi, Lasa Dhakka Siahaan (Author)

1132-1136



High-Glucose and Free Fatty Acid-Induced Adipocytes Generate Increasing of HMGB1 and Reduced GLUT4 Expression

Rita Rosita, Yuyun Yueniwati, Agustina Tri Endharti, Mochamad Aris Widodo (Author)

1258-1264



The Effect of Environmental Enrichment with Autistic-like Behavior Symptoms on a Rattus norvegicus Model

Amel Yanis, Yanwirasti Yanwirasti, Nurmiati Amir, Ekowati Handharyani (Author)

78-81



Nuclear Medicine

Detection of Cardiac Tissues using K-means Analysis Methods in Nuclear Medicine Images

Yousif Abdallah (Author)

1272-1276



Role of Positron Emission Tomography with 2-Deoxy-2-[fluorine-18]fluoro-D-glucose Integrated with Computed Tomography in the Evaluation of Hepatic Metabolic Activity due to Steatosis in Lymphoma Patients and its Impact on Deauville Score

Marwa Adel, Ashraf Fawzy, Jehan Younes, Shiamaa ElRasad (Author)

865-870



Pathology

Immunohistochemical study of PAX5 expression in lymphoid neoplasms

Wael Abd El Fattah Mohamed Ibrahim Nassar, Ahmed Mohamed Yehia El Hennawy, Samia Mohamed Ahmed Gabal, Mona Salah El-Din Abd El-Magid (Author)

499-504



MGMT Immunohistochemical Expression in Colorectal Carcinoma and its Correlation with Tumor Progression

MGMT & Histopathology in CRC progression

Mohamed Ahmed, Badawia Bayoumi, Samira Abdallah, Maya Elserafy (Author)

244-251



PDF

Cluster of Differentiation 274 Antigen Immunohistochemical Expression in Tumor and Peri-tumor Cells of Hodgkin and Non-Hodgkin Lymphoma and Clinicopathological Relation (Single-center Study)

Walaa Ghanam, Shaimaa M. M. Bebars (Author)

1011-1018



PDF

The Effects of Glucagon and Insulin Combination toward on Neurodegeneration Following Traumatic Brain Injury in Rat Model

Akhmad Imron, Bethy Hernowo, Dany Hilmanto, Kahdar Wiriadisastra, Yulius Hermanto (Author)

982-987



PDF

Activity of Cytochrome p450 as a Steroidogenesis and Oxidation Catalyst of Cholesterol in Experimental Animals Exposed to Cigarette Smoke

Arni Amir, M. Saka Abeiasa, Oktavianis Oktavianis (Author)

352-355



PDF

Proliferative Activity of Myoepithelial Cells in Mucoepidermoid Carcinoma

Faisal Mehsen Alali, Bassel Tarakji, Nasser Raqe Alqhtani, Abdullah Bin Nabhan, Ali Alrafedah, Adel Alenzi, Nabil Kochaji (Author)

451-454



PDF

Androgen Receptor and ETS-Like Protein-1 Expression of Prostate Cancer Correlates with Gleason Score International Society of Urological Pathology 2014/WHO 2016

Anandia Putriyuni, Djong Tjong, Yanwirasti Yanwirasti, Ariana Alvarino, Tofrizal Tofrizal (Author)

711-715



PDF

Expression of GATA3 and Cytokeratin 14 in Urinary Bladder Carcinoma (Histopathological and Immunohistochemical Study)

Nora Elzohery, Nourelhoda Sayed Ismael, Rasha Ahmed Khairy, Somia A. M. Soliman (Author)
858-864

 PDF

Effect of Glutamine on Apoptosis-inducing Factor Expression and Apoptosis of Glomerular Parietal Epithelial Cells of Cisplatin-exposed Rats

Ihsan Fahmi Rofananda, Jusak Nugraha, Imam Susilo, Miyayu Soneta Sofyan (Author)
367-372

 PDF

The Expression of Chromogranin A, Synaptophysin and Ki67 in Detecting Neuroendocrine Neoplasma at High Grade Colorectal Adenocarcinoma

W. A. Gusti Deasy, M. Husni Cangara, Andi Alfian Zainuddin, Djumadi Achmad, Syarifuddin Wahid, Upik A. Miskad (Author)
1142-1147

 PDF

Diagnostic Value of Dystrophin Immunostaining in the Diagnosis of Duchenne and Becker Muscular Dystrophy Patients

Shinta Andi Sarasati, Kristy Iskandar, Maria Alethea Septianastiti, Rusdy Ghazali Malueka , Ery Kus Dwianingsih (Author)
1137-1141

 PDF

The Prognostic Significance of c-Met and p53 Immunohistochemical Expression in Gastric and Colorectal Carcinomas

Amany A. Abou-Bakr, Alshaymaa A. Abdelaziz, Ibrahim A. Malash, Osman Mansour, Ibrahim M. Abdelsalam, Omnia M. Abo-Elazm, Heba A. Ibrahim, Mai S. Mohammed, Rasha Khairy (Author)
134-142

 PDF

Immunohistochemical Expression of MUC4 in Different Meningioma Subtypes in Comparison to Some Mesenchymal Non-Meningothelial Tumors

Kareman Mansour, Dalal Anwar Elwi, Sara Elsayed Khalifa, Heba Abdelmonem Ibrahim (Author)
626-631

 PDF

Association between Foxp3 Tumor Infiltrating Lymphocyte Expression and Response After Chemoradiation in Nasopharyngeal Carcinoma

Lisnawati Lisnawati, Yayi Dwina Billianti, Amelia Fossetta Manatar (Author)

1285-1291



PDF

Expression of Anaplastic Lymphoma Kinase in Astrocytic Tumors (Histopathological and Immunohistochemical Study)

Abdul Hakeem Ibrahim Abdul Hakeem, Randa Said Taha Khaled, Mohamed Sherif Ismail (Author)

911-923



PDF

Evaluation of Early Renal Allograft Dysfunction from Living Donors among Egyptian Patients (Histopathological and Immunohistochemical Study)

Maha Emad El-dein, Sawsan A. A. Fadda, Samia M. Gabal, Amr M. Shaker, Wael M. Mohamad (Author)

328-335



PDF

β -Catenin Expression and Its Association with Prognostic Factors in Hepatocellular Carcinoma: A Study on Alpha-fetoprotein, Histologic Grade, and Microvascular Invasion

Nur Rahadiani, Ignasia Andhini Retnowulan, Marini Stephanie, Diah Rini Handjari, Ening Krisnuhoni (Author)

887-893



PDF

Immunohistochemical Expression of "HE4" in Endometrial Hyperplasia versus Endometrial Endometrioid Carcinoma

Amany Talaat Abd El-Hamed, Samira Abd-Allah Mahmoud, Ahmed A. Soliman, Dina F. El-Yasergy (Author)

669-675



PDF

Immunohistochemical Expression of "HCG- β " in Colorectal Carcinoma

Amira Mohamed Bassam, Yousra Raafat, Ahmed Mahmoud Abd Al-Aziz, Rasha Ramadan Mostafa (Author)

789-797



PDF

Evaluation the Effect of Natural Compounds: Vitamin C, Green Tea, and their Combination on Progression of Mg-63 Osteosarcoma Cell Line Cells. (An In Vitro Study)

Hiam Rifaat Hussien Mohammed, Amr Helmy Moustafa El Bolok, Sherif Farouk Elgayar, Maii Ibrahim Ali Sholqamy (Author)

1277-1284



PDF

Immunohistochemical Study of IMP3 Expression in Laryngeal Squamous Cell Carcinoma

Wala'a Ahmad Al-Sayed Ashmawy, Ahmed Mahmoud Abd-Elaziz, Amira Mohamed Bassam, Heba Abdelmonem Ibrahim (Author)

1168-1173



PDF

Assessment of Isocitrate Dehydrogenase 1 Mutation by Immunohistochemistry in Egyptian Patients with High-grade Gliomas

Essam Ayad, Sylvia Mikhael Ghattas, Rabab Abdel Moneim, Azzam Ismail, Rasha A. Khairy (Author)

157-163



PDF

Immunohistochemical Expression of Retinoblastoma Gene Product and p53 Protein in Transitional Cell Carcinoma of the Urinary Bladder and its Relationship to Different Clinicopathological Parameters

Alaa Yahya, Zina A. Rajab Alhamadani, Mohanad Mundher (Author)

595-609



PDF

Interleukin-4 Cytokine as an Indicator of the Severity of Tuberculous Lymphadenitis

Humairah Medina Liza Lubis, Mohd Nadjib Dahlan Lubis, Delyuzar Delyuzar (Author)

82-86



PDF

Assessment of Intratumoral Heterogeneity in Isolated Human Primary High-Grade Glioma: Cluster of Differentiation 133 and Cluster of Differentiation 15 Double Staining of Glioblastoma Subpopulations

Ahmad Faried, Wahyu Widowati, Rizal Rizal, Hendrikus M. B. Bolly, Danny Halim, Wahyu S. Widodo, Satrio H. B. Wibowo, Rachmawati Noverina, Firman P. Tjahjono, Muhammad Zafrullah Arifin (Author)

87-94



PDF

Immunohistochemical and Histopathological Study of Anaplastic Lymphoma Kinase and Tyrosine-kinase Receptor Expression in Bronchogenic Carcinoma

Ahmed Fawzy, Samira Mahmoud Abd Allah, Mostafa Mohammed Salem, Lobna Omar Al Farouk (Author)
106-113

 PDF

Microbiology

Setting a Protocol for Identification and Detecting the Prevalence of Candida auris in Tertiary Egyptian Hospitals Using the CDC Steps

Sahar Mohammed Khairat, Mervat Gaber Anany, Maryam Mostafa Ashmawy, Amira Farouk Ahmed Hussein (Author)
397-402

 PDF

In Vitro Activity of Plazomicin among Carbapenem-resistant Enterobacteriaceae

Sara Essam, Nada N Nawar, Mohamed ElBashaar, May Soliman , May Abdelfattah (Author)
1203-1207

 PDF

The The Significance of Differences in Melanocortin 3 Levels and their Relationship with Pulmonary Tuberculosis and Body Mass Index

Andi Tenriola, Najdah Hidayah, Subair Subair, Muhammad Nasrum Massi, Irda Handayani, Rosdiana Natzir, Irawaty Djaharuddin, Handayani Halik (Author)
583-588

 PDF

Characterization and Phylodiversity of Implicated Enteric Bacteria Strains in Retailed Tomato (Lycopersicon esculentum Mill.) Fruits in Southwest Nigeria

Yemisi Dorcas Obafemi, Paul Akinniyi Akinduti, Adesola Adetutu Ajayi, Patrick Omoregie Isibor, Theophilus Aanuoluwa Adagunodo PhD (Author)
188-195

 PDF

Agreement Test of Histopathology in the Diagnosis of Extrapulmonary Tuberculosis with Gold Standard Polymerase Chain Reaction Technique: A Step to Overcome False Diagnosis

Ali Essa Shaker, Mohammed Abdulmahdi Al Kurtas, Haider Zalzala (Author)
579-582



Intestinal Parasitic Infections in Relation to COVID-19 in Baghdad City

Israa Abd Al-Khaliq, Ibrahim Mahdi, Abdullateef Nasser (Author)

532-534



Screening of Antimicrobial and Adhesive Activity of Lactobacilli Isolated from the National Food Products from Different Districts of the Karaganda Region (Kazakhstan)

Zhanerke Amirkhanova, Saule Akhmetova, Samat Kozhakhmetov, Almagul Kushugulova, Rakhat Bodeeva, Zauresh Issina, Marat Tusbayev (Author)

827-832



Comparative Evaluation of SARS-CoV-2 Rapid Immunochromatographic Test Assays with Chemiluminescent Immunoassay for the Diagnosis of COVID-19

Ghada Ismail, Rania Abdel Halim, Marwa Salah Mostafa, Dalia H Abdelhamid, Hossam Abdelghaffar, Nashwa Naguib Omar, Noha Alaa Eldin Fahim (Author)

802-810



Linking Gut Microbiota, Metabolic Syndrome and Metabolic Health among a Sample of Obese Egyptian Females

Nayera E. Hassan, Sahar A. El-Masry, Ayat Nageeb, Mohamed S. El Hussieny, Aya Khalil, Manal Aly, Mohamed Selim, Khadija Alian, Enas Abdel Rasheed, Mai Magdy Abdel Wahed, Darine Amine (Author)

1123-1131



The Effect of Acute and Chronic Infection-Induced by AvrA Protein of Salmonella typhimurium on Radical Oxygen Species, Phosphatase and Tensin Homolog, and Cellular Homolog Expression During the Development of Colon Cancer

Satuman Satuman, Desi Sandra Sari, Eva Rachmi, Eddy Herman Tanggo, Hari Basuki Notobroto, Ketut Sudiana, Sofia Mubarika, Fedik Abdul Rantam, Soemarno Soemarno, Eddy Bagus Warsito (Author)

343-351



In vitro Antifungal Activity of Extracts of Moringa oleifera on Phytopathogenic Fungi Affecting Carica papaya

Margaret Oniha, Angela Eni, Olayemi Akinnola, Emmanuel Adedayo Omonigbehin, Eze Frank Ahuekwe, John Folashade Olorunshola (Author)

1081-1085



PDF

Antibacterial kinetics and phylogenetic analysis of Aloe vera plants

Paul Akinduti, Yemisi D. Obafemi, Patrick O. Isibor, Rapheal Ishola, Frank E. Ahuekwe, O. A. Ayodele, O. S. Oduleye, Olubukola Oziegbe, O. M. Onagbesan (Author)

946-954



PDF

Effect of Thymoquinone on Th1 and Th2 Balance in Rats Infected with Mycobacterium tuberculosis

Ery Olivianto, Agustina Tri Endharti, H.M.S. Chandra Kusuma, Sanarto Santoso, Kusworini Handono (Author)

688-692



PDF

Galactomannan and 1, 3-β-D-Glucan Assay in Bronchoalveolar Lavage Fluid for the Diagnosis of Invasive Pulmonary Aspergillosis in Malignant and Non-malignant Patients

Hadir Ahmed El-Mahallawy, Rana El-Gendi, Doaa Mohammad Ghaith, Iman Kamal Behiry, Soheir Fathy Helal (Author)

362-366



PDF

The First Record of Zoonotic Genes of Cutaneous Leishmaniasis among Human, Dogs, and Sandflies by Nested Polymerase Chain Reaction and Phylogenetic Analyses

Rasha Alsaad, May Hameed (Author)

610-621



PDF

The Effectiveness of Chitosan and Snail Seromucous as Anti Tuberculosis Drugs

Agnes Sri Harti, Yusup Sutanto, Rahajeng Putriningrum, Tresia Umarianti, Erlina Windyastuti, Mellia Silvy Irdianty (Author)

510-514



PDF

Prevalence of Soil-transmitted Helminths Infection in Students of Klungkung, Bali, after Mass Treatment with Albendazole

Klungkung, Bali, after Mass Treatment with Albendazole

Putu Indah Budiapsari, I. Kadek Swastika, Sri Masyeni (Author)

433-439



PDF

Investigation of Antibiotic Release from Bone Allograft in an Experiment on Rabbits

Berik Tuleubayev, Alexandr Rudenko (Author)

833-837



PDF

The Active Surveillance of Staphylococcus aureus using Polymerase Chain Reaction-based Identification Method among Hospitalized-patient of Haji Adam Malik General Hospital, Medan, Indonesia

Sri Amelia, Dian D. Wahyuni, Rina Yunita, Muhammad F. Rozi (Author)

622-625



PDF

Naturally Acquired Lactic Acid Bacteria from Fermented Cassava Improves Nutrient and Anti-dysbiosis Activity of Soy Tempeh

Rio Kusuma, Jaka Widada, Emy Huriyati, Madarina Julia (Author)

1148-1155



PDF

The Impact of Multidrug-Resistant Organisms Infection on Outcomes in Burn Injury Patients at Sanglah General Hospital, Bali

Gede Wara Samsarga, I Made Suka Adnyana, Ni Nyoman Sri Budayanti, I Gusti Putu Hendra Sanjaya, Agus Roy Rusly Hariantana Hamid, I Made Darmajaya, I Gusti Ayu Putri Purwanthi (Author)

463-467



PDF

Effect of Addition of Jelly and Storage Time on the Number of Lactic Acid Bacteria in Yoghurt Processed Products

Retno Martini Widhyasih, Jusuf Kristianto, Lutfi Rahmawati Lubis, Mega Mirawati, Atik Khodikoh, Rahmi Susanti, Gurid PE Mulyo (Author)

1302-1305



PDF

The Influence of Antibiotics Usage on Extended-spectrum β -lactamase-producing Enterobacter Colonization among Intensive Care Unit Patients

Wayan Suranadi, Dwi Fatmawati, Christopher Ryalino, I Gusti Agung Gede Utara Hartawan, Ferdi Yanto (Author)

52-56



PDF

Epidemiology

Healthcare Workers Infection Rate in the Era of Coronavirus Disease 2019 - in Tertiary Teaching Hospital

Mona Mohiedden, Aml M. Said, Ahmed M. Ali, Mohammed M. Abdel Razik, Maha Ali Gad (Author)

651-658



PDF

Epidemiology Of Pelvic Ring Fractures and Injuries: A Retrospective Study

Elnara Efendiyeva, Assylzhan Messova, Ayan Myssayev, Aidos Tlemissov, Murat Muratoglu, Yersin Zhunussov (Author)

901-905



PDF

Adherence to Compulsory Vaccination during Coronavirus Disease-19 Pandemic in Egypt

Nermine N. Mahfouz, Walaa H. Ali, Maged A. El Wakeel, Thanaa M. Rabah, Alzahraa A. Elmowafi, Iman H. Kamel (Author)

217-221



PDF

The The Impact of the Coronavirus Disease-19 Pandemic on Sexual Behavior of Marriage People in Indonesia

Jefry Albari Tribowo, Tjahjo Djojo Tanojo, Supardi Supardi , Cennikon Pakpahan, Eko Budi Siswidiyanto, Andri Rezano, Reny I'tishom (Author)

440-445



PDF

Pharmacology

Moringa oleifera Teabags Increase Hemoglobin in Adolescent Females

Gusti Ayu Tirtawati, Kusmiyati Kusmiyati, Atik Purwandari, Amelia Donsu, Martha Korompis, Wahyuni Wahyuni, Fonnice Kuhu, Femmy Keintjem, Sjenny Tuju, Robin Dompas, Agnes Montolalu (Author)

393-396



PDF

Incision Wound Healing Test of Ethanolic Extract Gel from Salaon (*Parsonsia alboflavescens* [Dennst.] Mabb.) Leaves in Male Rats

Nilsya Zebua, Muharni Saputri, Winda Giovana Sijabat, Inda Aristika Sri Retno Wulandari, Ira Nofriani, Winda Agustiani Zai, Ramadani Arda Arista, Muhammad Suhaimi, Aula Firsas (Author)

776-781



PDF

The Avocado (*Persea americana* Mill.) Leaf Extract on Streptozotocin-induced Pancreatic Cell Regeneration of White Rats (*Rattus norvegicus*)

Nuridin Rahman, I. Made Tangkas, Sri Muliyani Sabang, Bohari Bohari, Rukman Abdullah (Author)

849-853



PDF

Thymol Mitigates Monosodium Glutamate-Induced Neurotoxic Cerebral and Hippocampal Injury in Rats through Overexpression of Nuclear Erythroid 2-Related Factor 2 Signaling Pathway as Well as Altering Nuclear Factor-Kappa B and Glial Fibrillary Acidic Protein Expression

Rasha Mostafa, Azza Hassan, Abeer Salama (Author)

716-726



PDF

The Effect of Coffee Arabica Gayo Leaf Extract (*Coffea arabica* L.) in Increasing Phosphoinositide 3-kinase and Glucose Transporter-4 Expression in the Skeletal Muscle

Sake Juli Martina, Aznan Lelo, Dharma Lindarto, Ratna Akbari Ganie, Muhammad Ichwan, Hanifah Yusuf, Syafruddin Ilyas, Iqbal Pahlevi Nasution (Author)

906-910



PDF

The The Prevalence of Potentially Inappropriate Prescribing in the Elderly at the Primary Care Level in Kazakhstan

Ainash Ibysheva, Gulmira Muldaeva, Leila I. Arystan, Almagul B. Kuzgibekova, Bibigul A. Abeuova, Leila S. Haydargalieva (Author)

572-578



PDF

Molecular Docking Approach of Natural Compound from Herbal Medicine in Java against Severe Acute Respiratory Syndrome Coronavirus-2 Receptor

Yuyun Yueniwati, Mokhamad Fahmi Rizki Syaban, Icha Fariyah Deniyati Faratisha, Khadijah Cahya Yunita, Dedy Budi Kurniawan, Gumilar Fardhani Ami Putra, Nabila Erina Erwan (Author)

1181-1186



PDF

The Effect of Red Seaweed (*Kappaphycus alvarezii*) Biscuits on Hemoglobin Levels and Body Weight among the First Trimester Pregnant Women

Salma Salma, Veni Hadju, Jamaluddin Jompa, Stang Stang, Sundari Sundari, Andi Nilawati Usman (Author)

1019-1023



PDF

Alkaloids of *Peganum harmala* L. and their Pharmacological Activity

Aidos Doskaliyev, Roza Seidakhmetova, D. S. Tutai, Kristina Goldaeva, V.K. Surov, S.M. Adekenov (Author)

766-775



PDF

The Effect of Levamlodipine in Glucose-Induced Acute Model of Glaucoma in Rabbits

Waleed K. Abdulsahib (Author)

505-509



PDF

Sunkist Peel Ethanol Extract Ameliorates Diabetic Nephropathy in Streptozotocin-Induced Diabetic Wistar Rats

Maya Sari, Chrismis Novalinda Ginting, OK Yulizal (Author)

1086-1091



PDF

Evaluation of Antioxidant Activity of Botto-Botto Leaf Fraction (*Chromolaena Odorata* L.) Using DPPH and ABTS Methods

Karlina Amir Tahir, Upik A. Miskad, Khairuddin Djawad, Sartini Djide, Khaerani Khaerani, Maulita Indrisari (Author)

183-188



PDF

The Possible Antidiabetic Effect of *Ficus carica* L. Tablet on Iloxan-Induced Diabetes Model in Rats

Muhammad Fariez Kurniawan, Fadhillah Alvari Yusuf (Author)

727-734

 PDF

Antibacterial Screening of Endophytic Fungus *Xylaria* sp. derived from *Andrographis paniculata* (Sambiloto)

Suryelita Suryelita, Riga Riga, Sri Benti Etika (Author); Mariam Ulfah; Muh Ade Artasasta (Author)

971-975

 PDF

The Effect of Tiwari Onion (*Eleutherine americana* Merr) Tablet on Blood Pressure Stability in Diagnosed Hypertension Patients

Widya Warastuti (Author)

556-561

 PDF

Effect of *Enhydra fluctuans* on Kidney Function in Alloxan-induced Diabetic Rats

Rina Delfita, Dahelmi Dahelmi, Djong Tjong, Suhatri Suhatri (Author)

1187-1194

 PDF

Formulation and Pharmacological Studies of Leaves of *Moringa oleifera*, a Novel Hepatoprotection in Oral Drug Formulations

Aristianti Aristianti, Nurkhaeri Nurkhaeri, Vanny Y. Tandiarrang, Akbar Awaluddin, Lukman Muslimin (Author)

151-156

 PDF

On the Issue of Creating a Cream of Reparative Action for the Treatment and Prevention of Cheilitis

Alexander Kotenko, Tatyana Yarnykh, Natalya Zhivora, Olga Rukhmakova, Vladimir Kovalev, Marina Buryak (Author)

308-312

 PDF

Molecular Docking Analysis of *Ficus religiosa* Active Compound with Anti-Inflammatory Activity by Targeting Tumour Necrosis Factor Alpha and Vascular Endothelial Growth Factor Receptor in Diabetic Wound Healing

Yuyun Yueniwati, Mokhammad Fahmi Rizki Syaban, Nabila Erina Erwan, Gumilar Fardhani Ami Putra, Agung Dwi Krisnayana (Author)

1031-1036

 PDF

The Effectiveness of Binahong (*Anredera cordifolia* (Ten.) Steenis) Extract in Promoting Fertility in Male Wistar Rats after Exposure to Cigarette Smoke

Achmad Ramadhan (Author)

123-128

 PDF

Photoprotective and Inhibitory Activity of Tyrosinase in Extract and Fractions of *Terminalia catappa* L.

Maulita Indrisari, Sartini Sartini, Upik A. Miskad, Khairuddin Djawad, Karlina Amir Tahir, Nurkhairi Nurkhairi, Lukman Muslimin (Author)

263-270

 PDF

Brine Shrimp (*Artemia salina* Leach.) Lethality Test of Ethanolic Extract from Green Betel (*Piper betle* Linn.) and Red Betel (*Piper crocatum* Ruiz and Pav.) through the Soxhletation Method for Cytotoxicity Test

Nerdy Nerdy, Puji Lestari, Jon Piter Sinaga, Selamat Ginting, Nilsya Febrika Zebua, Vriezka Mierza, Tedy Kurniawan Bakri (Author)

407-412

 PDF

Antihyperglycemic, Endothelial protection and Toxicity study of Basil Leaves Extract on Diabetic Rats

Sry Suryani Widjaja, Rusdiana Rusdiana (Author); Maya Savira; Rina Amelia (Author)

589-594

 PDF

The Effect of Ant Plant on the Increase of CD4 Count in PLHIV in the Papua Province

Arwam Hermanus Markus Zeth, Nouvy Helda Warouw, Paula Krisanty (Author)

1231-1239

 PDF

Tyrosinase Enzymes Activities and Sun Protection Factor of Ethanol Extract, Water Fraction, and n-Butanol Fraction of *Chromolaena odorata* L. Leaves

Karlina Amir Tahir, Upik A. Miskad, Khairuddin Djawad, Sartini Sartini, Natsir M. Djide, Maulita Indrisari, Khaerani Khaerani, Syamsuri Syakri, Anshari Masri, Ahmad Lalo (Author)

493-498



PDF

Silver Nanoparticle of *Acalypha indica* Linn. Leaf As Bio-larvicide against *Anopheles* sp. Larvae

Yos Banne, Olfie Sahelang, Steven Soenjono, Elisabeth Natalia Barung, Selfie Ulaen, Rivolta G. M. Walalangi, Zulfiayu Sapiun (Author)

760-765



PDF

Antioxidant and Hypolipidemic Effects of *Ipomoea batatas* L and *Pandanus conoideus* Lam Combination on Rats Fed with High Cholesterol Diet

A. A. Ngurah Subawa, I Wayan Putu Sutirta Yasa, I Made Jawi, Agung Nova Mahendra (Author)

473-476



PDF

Characterization and Anti-aging Tests of Peel-Off Gel Masks Made from Ethanolic Extract of Yarrow (*Achillea millefolium*)

Syamsuri Syakri, Isriany Ismail, Nurul Muamanah Amal, Nur Asma Masjidi, Karlina Amir Tahir (Author)

1156-1161



PDF

Protective Activity of Beetroot Extract on Doxorubicin-Induced Hepatic and Renal Toxicity in Rat Model

Sony Eka Nugraha, Yuandani Yuandani, Rony Abdi Syahputra (Author)

1037-1042



PDF

Proximate, Mineral and Vitamin Analysis of Rebon Shrimp Diversification Products as an Indonesian Local Product: Supplementary Food for Malnourished Children

Sri Sulistyawati Anton, Agussalim Bukhari, Aidah Juliaty A. Baso, Kadek Ayu Erika, Isyumiarni Syarif (Author)

1208-1213



PDF

Bifidobacteria and *Escherichia coli* Microbiota of Healthy Indonesian Infants in Andalas Village: Profile of Infant Diet Given Exclusive Breastfed and Formula-fed

Imelda Fitri, Eryati Darwin, Eva Chundrayetti, Hotmauli Hotmauli, Eliya Mursyida, Titi Lasmini, Nurmi Hasbi (Author)

639-643



PDF

Exploring the Capability of Indonesia Natural Medicine Secondary Metabolite as Potential Inhibitors of SARS-CoV-2 Proteins to Prevent Virulence of COVID-19: In silico and Bioinformatic Approach

Bambang Cahyono, Nur Dina Amalina, Meiny Suzery, Damar Nur Wahyu Bima (Author)

336-342



PDF

The Decreasing of Homeostatic Model Assessment – Insulin Resistance Levels after Given Coffee Arabica Gayo Leaf Extract (*Coffea arabica* L.) to Type 2 Diabetes Mellitus Rats

Sake Juli Martina, Aznan Lelo, Dharma Lindarto, Ratna Akbari Ganie, Muhammad Ichwan, Hanifah Yusuf, Syafruddin Ilyas, Iqbal Pahlevi Nasution (Author)

356-361



PDF

Ramipril Increases Adma Concentration in Acute Myocardial Infarction in Rats Induced by Isoproterenol

Gestina Aliska, Alief Dhuha, Rahmatini Rahmatini, Rita Hamdani, Nita Afriani, Tofrizal Tofrizal, Hirowati Ali, Nisa Pratiwi, Vinta Nuranisyah, Liganda Endo Mahata, Dedy Kurnia (Author)

693-697



PDF

Anticancer Activities of Sesewanua Leaf Extracts (*Clerodendrum fragrans* (Vent.) Willd) Against A549 Lung Cancer Cell

Elisabeth Natalia Barung, Donald Emilio Kalonio, Yos Banne, Norma Tiku Kambuno (Author)

1226-1230



PDF

Analysis of Chemical Properties and Antioxidant Activity of Sambiloto (*Andrographis paniculata* Nees.) Leaf Tea Formula as a Functional Drink in Preventing Coronavirus Diseases and Degenerative Diseases

Siti Ika Fitriyasyah, Ariani Ariani, Nurdin Rahman, Nurulfuadi Nurulfuadi, Ummu Aiman, Devi Nadila, Fendi Pradana, Aulia Rakhman, Diah Ayu Hartini (Author)

196-201



Antimicrobial Activity and Polyphenol Profiles of Hydroalcoholic Extracts of *Thymus rasitatus* Klokov and *Thymus eremita* Klokov

Svetlana Ivassenko, Ainur Zhumabekova, Agnieszka Ludwiczuk, Krystyna Skalicka-Wozniak, Alexandr Marchenko, Margarita Ishmuratova, Eva Poleszak, Izabela Korona-Glowniak, Saule Akhmetova, Islambek Karilkhan, Irina Loseva (Author)

313-317



The Role of Bamboo Shoot *Gigantochloa Apus* Extract in Decreasing the IL-17/IL-10 Ratio Level in the Atherosclerosis Process

Edy Soesanto, Satriya Pranata, Sri Rejeki, Lalu Muhammad Irham (Author)

817-821



Hepatoprotective Activity of Pirdot Leaves (*Saurauia vulcani* Korth) Ethanol Extract in Laboratory Rats (*Rattus norvegicus*) and Characterization of Bioactive Compounds Using a Molecular Docking Approach

Erlintan Sinaga, Syafruddin Ilyas, Salomo Hutahaean, Panal Sitorus (Author)

1265-1270



The Level of Preference of Instant Rice Bran Milk Products Innovation with Various Flavor Variants as Functional Food

Saifuddin Sirajuddin, Masni Masni, Abdul Salam (Author)

567-571



Amelioration of Cisplatin-induced Liver Injury by Extract Ethanol of *Pometia pinnata*

Adrian Adrian, Rony Abdi Syahputra, Sukirman Lie, Sony Eka Nugraha (Author)

665-668



Synergistic Effect of *Curcuma longa* Extract in Combination with *Phyllanthus niruri* Extract in Regulating Annexin A2, Epidermal Growth Factor Receptor, Matrix Metalloproteinases, and Pyruvate Kinase M1/2 Signaling Pathway on Breast Cancer Stem Cell

Dedy Hermansyah, Agung Putra, Delfitri Munir, Aznan Lelo, Nur Dina Amalina, Iffan Alif (Author)

271-285

 PDF

Efficacy of Cinnamon Extract (*Cinnamomum burmannii*) as Supplementation in Lir-psychotic-induced Rats through Oxidative Stress Regulation in Neuronal Cells

Rachmat Hidayat, Patricia Wulandari, Carla Raymondalexas Marchira, Budi Pratiti (Author)

177-182

 PDF

The Effect of Gembili Starch (*Dioscorea esculenta*) and Eubacterium rectal Supplementation on Skeletal Muscle Peroxisome Proliferator-Activated Receptor γ Coactivator 1 α (Pgc-1 α) Expression in Diabetic Mice Models

Tri Setyawati, Rio Jati Kusuma, Harry Freitag Luglio, Neni Oktiyani, Sunarti Sunarti, Rosmala Nur, Syaiful Hendra (Author)

1061-1067

 PDF

Anti-ulcer Effect of Gastroretentive Drug Delivery System of Alginate Beads Containing Turmeric Extract Solid Dispersion

Hakim Bangun, Anayanti Arianto, Elfina Rehngenanana (Author)

19-27

 PDF

Antimicrobial Activity of Ultrasonic Extracts of Two Chemotypes of *Thymus serpyllum* L. of Central Kazakhstan and their Polyphenolic Profiles

Svetlana Ivasenko, Perizat Orazbayeva, Krystyna Skalicka-Wozniak, Agnieszka Ludwiczuk, Alexandr Marchenko, Margarita Ishmuratova, Ewa Poleszak, Izabela Korona-Glowniak, Saule Akhmetova, Islambek Karilkhan, Irina Loseva (Author)

61-67

 PDF

Sports Medicine

Effect Vladimir Janda Balance Training on Postural Sway and Leg Muscle Strength

Anggi Setiorini, Denny Agustiningih, Junaedy Yunus, Santosa Budiharjo (Author)

477-482

 PDF

High-intensity Interval Training Improves Inflammatory Mediators in Obese Women: Based on the Study of the UCP2 Ala55Val Gene

Susiana Candrawati, Emy Huriyati, Zaenal Muttaqien Sofro, Lantip Rujito, Aulia Nury Faza, Oktavia Nur Rohmawati, Amelinda Rifdah Aqiilah (Author)

871-875



PDF

The Impact of Resistance Training on Gene Expression of IGF1 and Athletes' Physiological Parameters

Mohammed Nader Shalaby, Mona Mostafa Abdo Sakoury, Ellie Abdi, Shaimaa Elgamal, Shaimaa Elrkbwey, Wael Ramadan, Redha Tair (Author)

934-940



PDF

Arthroscopic Suture Anchor Design Finite Element Study

Mai Ayoub, Mohamed EL-Anwar, Mazen I. Negm (Author)

562-566



PDF

Characteristics of Patellofemoral Measurement in Indonesian Population Using Magnetic Resonance Imaging

Sholahuddin Rhatomy, Kurniawan Silalahi, Anggaditya Putra, Nolli Kresonni (Author)

47-51



PDF

The Effect of Physical Activity and Red Dragon Fruit (*Hylocereus polyrhizus*) in Red Blood Cell and Hemoglobin in Trained People

Novita Sari Harahap, Nurhayati Simatupang, Suprayitno Suprayitno (Author)

42-46



PDF

Oncology

Electrolytes and Nutritional Element Assessment among Iraqi Cancer Patients Receiving Chemotherapy

Mohammed Salim Abdulrahman , Hedef D. El-Yassin, Nada A. S. Alwan (Author)

446-450



Pediatrics

Reference Range of Complete Blood Count in Healthy Term Newborns 1 Week after Birth

Harapan Parlindungan Ringoringo (Author)

1565-1569



Expert Opinion

The Difficult Way to Publish a Research Paper

Kuat Oshakbayev, Gulnara Bedelbayeva, Khalit Mustafin, Attila Tordai (Author)

483-487



Information

[For Readers](#)

[For Authors](#)

[For Librarians](#)

[Open Journal Systems](#)



Browse

Categories

[A - Basic Sciences](#)

[B - Clinical Sciences](#)

[C - Case Reports](#)

D - Dental Sciences

E - Public Health

F - Review Articles

G - Nursing

T - Thematic Issues

T1 - "Coronavirus Disease (COVID-19)"

T2 - "Public Health and Nutrition Sciences in the Current Millennial Era"

T3 - "Neuroscience, Neurology, Psychiatry and General Medicine"

T4 - "Contribution of Nurses on Sustainable Development Goals (SDGs)"

T5 - "Re-Advancing Nursing Practice, Education and Research in the Post Covid"

T6 - "The Challenges and Opportunities for Nurses in The New Era Adaptation"

T7 - "APHNI: Health Improvement Strategies Post Pandemic Covid-19"

T8 - "Pharmacy collaboration in achieving health resilience"

PKP Publishing
Services

Part of the

PKP Publishing Services Network

Published by

About us

[About the Journal](#)

Information

[For readers](#)

Contact

Publisher



Editorial Team
Author Fees
Online Payments
Bibliographic Information
Journal History

[For authors](#)
[For librarians](#)
[For Reviewers](#)
Transparency

Co
publisher
Registration
Contact
Privacy
statement

Platform &
workflow by
OJS / PKP

[Home](#) / [Editorial Team](#)

Editorial Team

Journal Manager

Dr. Eli Djulejic, Open Access Macedonian Journal of Medical Sciences, Belgrade, Serbia

Editor-in-Chief

[Prof. Dr. Mirko Zhivko Spiroski](#), Scientific Foundation SPIROSKI, Rajko Zhinzifov No 48, 1000 Skopje, Republic of Macedonia

Section Editors (Deputy Editors-in-Chief)

Dimitrov Borislav D, MD. Academic Unit of Primary Care and Population Sciences Faculty of Medicine University of Southampton South Academic Block (Level C) Southampton General Hospital Southampton SO166YD England, UK

Mukaetova-Ladinska Elizabeta, MD, PhD, MRCPsych. Old Age Psychiatry, Newcastle University, United Kingdom

Branislav FilipoviÄ, MD, PhD. University of Belgrade, Faculty of Medicine, Institute of Anatomy
â€œNiko Miljanicâ€
Address: 4/2 Dr Subotica Starijeg, Belgrade, Serbia

Spiroski Igor, MD. University Clinic of Cardiology, Faculty of Medicine, Ss Cyril and Methodius University of Skopje, Skopje, Republic of Macedonia

Stoleski Sasho, MD, PhD. Institute for Occupational Health of Republic of Macedonia - Skopje, WHO Collaborating Center, GA2LEN Collaborating Center, II Makedonska brigada 43, 1000 Skopje, Republic of Macedonia

Hristomanova-Mitkovska Slavica, MD, MSc. Institute for Human Genetics of the Faculty of Medicine in Göttingen, Germany

Bogoeva Ksenija, MD, PhD. PHO Prof Bogoev, Skopje, Republic of Macedonia

Stojanovski, Sinisa, MD, PhD.

Layout Editor and Electronic Publishing

MSc, Eng Ivo Spiroski, ID Design 2012, Skopje, Republic of Macedonia

Copyeditor

Sinjore, India

Evidence Based Medicine

Prof. Dr. Katarina Stavric, Children Hospital Skopje, Macedonia, Vodnjanska 17, University "Ss Cyril and Methodius", Skopje, Republic of Macedonia

Editorial Board

DDS, MS, PhD, Associate Professor Nikola Angelov, Director of the Pre-Doctoral Periodontics Clinic, Loma Linda University School of Dentistry, Department of Periodontics. Loma Linda, CA, 92350, United States

Assist. Prof. Dr. Ramush Bejiqi, University Clinical Centre of Kosovo, Paediatric Clinic, Albania

Prof. Semra Āevaljuga, Department of Epidemiology and Biostatistics, Faculty of Medicine, Sarajevo, Bosnia and Herzegovina

MD Pei-Yi Chu, Diagnostic and research pathologist, Department of Surgical Pathology, Changhua Christian Hospital, Taiwan. Address: 135 Nan-Shiao Street, Changhua 500-06,, Taiwan, Province of China

MD, PhD Ivo Donkov, Staff Urologist, Lincoln County Hospital, United Kingdom

MD, PhD Andrew J. Dwork, Departments of Pathology and Cell Biology and Psychiatry, College of Physicians and Surgeons of Columbia University; Division of Molecular Imaging and Neuropathology, New York State Psychiatric Institute, Unit 62, 722 West 168th Street, New York, NY 10032, United States

Adriana Galan, Department of Health Programmes and Health Promotion, Institute of Public Health, Bucharest, Romania

Prof. Tania Santos Giani, Estacio de Sa University, in Health Sciences, Brazil

PhD Iva Ivanovska, Harvard Medical School, Department of Genetics, 77 Avenue Louis Pasteur, NRB room 239, Boston, MA 02115, United States

MD, PhD Jerzy JabÅ, ecki, Associate Professor, Division of General Surgery St. Jadwiga of Silesia Hospital, Trzebnica; Head, Subdepartment of Hand Surgery an Replantation St Jadwiga of Silesia Hospital, Trzebnica; Professor, Department of Public Health, State Higher Professional Medical School, Opole, Poland. 55-100 Trzebnica, ul. Prusicka 53, Poland

MD Mehrdad Jalalian Hosseini, Khorasan-e Razavi Blood Center, Mashhad, Iran, Islamic Republic of

PhD Radka Kaneva, Department of Medical Chemistry and Biochemistry, Medical University - Sofia, Bulgaria

Prof. Dr. Kostandina Leonida Korneti-Pekevaska, Ss Cyril and Methodius University of Skopje, Faculty of Medicine, Skopje, Republic of Macedonia

MD, PhD Branko Malenica, Department of Immunology, Clinical Hospital Center Zagreb, Zagreb University School of Medicine, Zagreb, Croatia

Prof. Dr. Elida Mitevaska, Institute of Histology and Embriology, Faculty of Medicine, Ss Cyril and Methodius University of Skopje, Skopje, Republic of Macedonia

MD, PhD Marija Mostarica-StojkoviÄ, Institute of Microbiology and Immunology, University of Belgrade School of Medicine, Belgrade, Serbia

PhD Vesna Nikolova-Krstevski, Harvard Institutes of Medicine, HIM-201, 4 Blackfan Circle, Boston, MA, 02134, United States

Prof. Dr. Nikola Panovski, Institute of Microbiology and Parasitology, Faculty of Medicine, Skopje, Republic of Macedonia

MD, BIDMC Iva Petkovska, Beth Israel Deaconess Medical Center Radiology W CC - 3 330 Brookline Ave. Boston, MA 02215, United States

Prof. Dr. Gordana Petrusevska, Institute of Pathology, Medical Faculty, University of "Ss. Cyril and Methodius" Skopje, Republic of Macedonia

Prof. Enver Roshi, Dean of Faculty of Public Health, Medical University of Tirane, Chief of Epidemiological Observatory, National Institute of Public Health. Address: Rruga e Dibrës, Str. 371, Tirana, Albania

MD, PhD Gorazd B. Rosoklija, Professor at Columbia University and member of the Macedonian Academy of Sciences and Arts, United States

Prof. Dr. Aleksandar Sikole, University Clinic for Nephrology, Faculty of Medicine, Ss Cyril and Methodius University of Skopje, Skopje, Republic of Macedonia

MD, FESC Gianfranco Sinagra, Department of Cardiology, "Ospedali Riuniti" and University of Trieste, Ospedale Cattinara " Strada di Fiume, 447, 34149 Trieste, Italy

MD, PhD Rumen Stefanov, Information Centre for Rare Diseases and Orphan Drugs (ICRDOD), Bulgaria; Department of Social Medicine, Medical University of Plovdiv, Bulgaria

Prof. Dr. Vesna Velikj Stefanovska, Department of Epidemiology and Biostatistics with Medical Informatics, Medical Faculty, UKIM, Skopje, Republic of Macedonia

MD, MBA Milenko Tanasijevic, Director, Clinical Laboratories Division and Clinical Program Development, Pathology Department, Brigham and Women's Hospital, Dana Farber Cancer Institute, Associate Professor of Pathology, Harvard Medical School, United States

MD, FRCPC Kiril Trpkov, Associate Professor, University of Calgary, Department of Pathology and Laboratory Medicine, Calgary Laboratory Services. 7007 14 st, Calgary SW, Canada

MD, PhD Igor Tulevski, Department of Cardiology, Academic Medical Center, Amsterdam, 1100 DD, T 020 707 2930; F 020 707 2931, Netherlands

Past Members of Editorial Team

Prof. Dr Doncho Donev, Institute of Social Medicine, Medical Faculty, Ss Cyril and Methodius University of Skopje, Skopje, Republic of Macedonia

Prof. Dr Olivera Stojceva Taneva, University Clinic of Nephrology, Republic of Macedonia

Prof. Dr Petar Miloshevski, from 2008-2014, Institute of Preclinical and Clinical Pharmacology with Toxicology, Faculty of Medicine, Skopje, Republic of Macedonia

Prof. Dr Sonja Topuzovska, Institute of Medical and Experimental Biochemistry, Faculty of Medicine, Skopje, Republic of Macedonia

Prof. Dr. Aleksandar Dimovski, Institute of Pharmaceutical Chemistry, Faculty of Pharmacy, University "Ss Kiril and Metodij", Skopje, Republic of Macedonia

PhD Mirko Trajkovski, ETH Zurich, Wolfgang-Pauli-Str. 16/HPT D57, 8093 Zurich-CH, Switzerland

PhD Zoran Zdravkovski, Institute of Chemistry, Faculty of Natural Sciences and Mathematics, Ss Cyril and Methodius University of Skopje, Skopje, Republic of Macedonia

Information

[For Readers](#)

[For Authors](#)

[For Librarians](#)

[Open Journal Systems](#)

[Make a Submission](#)

Browse

Categories

[A - Basic Sciences](#)

B - Clinical Sciences

C - Case Reports

D - Dental Sciences

E - Public Health

F - Review Articles

G - Nursing

T - Thematic Issues

T1 - "Coronavirus Disease (COVID-19)"

T2 - "Public Health and Nutrition Sciences in the Current Millennial Era"

T3 - "Neuroscience, Neurology, Psychiatry and General Medicine"

T4 - "Contribution of Nurses on Sustainable Development Goals (SDGs)"

T5 - "Re-Advancing Nursing Practice, Education and Research in the Post Covid"

T6 - "The Challenges and Opportunities for Nurses in The New Era Adaptation"

T7 - "APHNI: Health Improvement Strategies Post Pandemic Covid-19"

T8 - "Pharmacy collaboration in achieving health resilience"

PKP Publishing
Services

Part of the

PKP Publishing Services Network

Published by



About us

[About the Journal](#)

Editorial Team

Author Fees

Online Payments

Bibliographic Information

Journal History

Information

[For readers](#)

[For authors](#)

[For librarians](#)

[For](#)

[Reviewers](#)

Transparency

Contact

Publisher

Co

publisher

Registration

Contact

Privacy

statement

Platform &
workflow by
OJS / PKP



The Effect of Acute and Chronic Infection-Induced by AvrA Protein of *Salmonella typhimurium* on Radical Oxygen Species, Phosphatase and Tensin Homolog, and Cellular Homolog Expression During the Development of Colon Cancer

Satuman Satuman^{1,2}, Desi Sandra Sari³, Eva Rachmi⁴, Eddy Herman Tanggo⁵, Hari Basuki Notobroto⁶, Ketut Sudiana⁷, Sofia Mubarika⁸, Fedik Abdul Rantam^{9,10}, Soemarno Soemarno¹¹, Eddy Bagus Warsito^{12*}

¹Doctoral Student of Medical Science, Faculty of Medicine, Universitas Airlangga, Surabaya, Indonesia; ²Laboratory of Human Physiology, Faculty of Medicine, Universitas Brawijaya, Malang, Indonesia; ³Department of Periodontal, Faculty of Dentistry, Universitas Jember, Jember Regency, Indonesia; ⁴Laboratory of Anatomy, Faculty of Medicine, Universitas Mulawarman, Samarinda, Indonesia; ⁵Departement of Oncology, Faculty of Medicine, Universitas Airlangga, Surabaya, Indonesia; ⁶Department of Biostatistics and Population Studies Statistic, Faculty of Public Health, Universitas Airlangga, Surabaya, Indonesia; ⁷Department of Pathology Anatomy, Faculty of Medicine, Universitas Airlangga, Surabaya, Indonesia; ⁸Department of Anatomy and Histology, Faculty of Medicine, Universitas Gadjah Mada, Yogyakarta, Indonesia; ⁹Stem Cells Research and Development Center, Universitas Airlangga, Surabaya, Indonesia; ¹⁰Department of Virology, Microbiology, and Immunology, Faculty of Veterinary Medicine, Universitas Airlangga, Surabaya, Indonesia; ¹¹Department of Microbiology, Faculty of Medicine, Universitas Brawijaya, Malang, Indonesia; ¹²Department of Microbiology, Faculty of Medicine, Universitas Airlangga, Surabaya, Indonesia

Abstract

AIM: The study aimed to analyze the effect of AvrA effector protein of *Salmonella typhimurium* in inducing colon cancer through increased of radical oxygen species (ROS), phosphatase and tensin homolog (PTEN), and avian myelocytomatosis virus oncogene cellular homolog (c-Myc) expression, in mice model of colorectal cancer.

METHODS: This study used Balb/c mice which were divided into four types of groups: Negative control, exposed to azoxymethane (AOM), treatment with AOM, and AvrA (AOM+AvrA), and treatment with AOM and *S. typhimurium* (AOM + *S. typhimurium*). Each type consists of a 1-week treatment group and a 12-weeks treatment group, with a final number of eight groups. *S. typhimurium*-specific protein (AvrA) was isolated and then injected to AOM + AvrA groups (40 µg/50 µl), intraperitoneally. *S. typhimurium* was administered orally to AOM + *S. typhimurium* groups. ROS production in peripheral blood mononuclear cells was measured by flow cytometry. PTEN and c-Myc expression in colon tissue were detected through immunohistochemistry.

RESULTS: The study showed that ROS production was higher in the 12-week AOM + *S. typhimurium* treatment group compared with other 12-week treatment groups ($p < 0.05$). AOM + AvrA and AOM + *S. typhimurium* groups demonstrated a decrease of PTEN expression and an increase of c-Myc expression in colon tissue, compared to AOM groups, both in 1-week and 12-weeks treatment ($p < 0.05$).

CONCLUSION: AvrA effector protein from *S. typhimurium* increased ROS production and c-Myc expression while suppressed PTEN expression as markers of colorectal cancer, both in acute and chronic infections.

Edited by: Slavica Hristomanova-Mitkovska
Citation: Satuman S, Sari DS, Rachmi E, Tanggo EH, Notobroto HB, Sudiana K, Mubarika S, Rantam FA, Soemarno S, Warsito EB. The Effect of Acute and Chronic Infection – Induced by AvrA Protein of *Salmonella typhimurium* on Radical Oxygen Species, Phosphatase and Tensin Homolog, and Cellular Homolog Expression During the Development of Colon Cancer. Open Access Maced J Med Sci. 2021 Apr 23; 9(A):343-351. <https://doi.org/10.3889/oamjms.2021.4945>
Keywords: AvrA, *Salmonella*, Colorectal cancer, Radical oxygen species, Phosphatase and tensin homolog, Cellular homolog
***Correspondence:** Dr. Eddy Bagus Warsito, Department of Microbiology, Faculty of Medicine, Universitas Airlangga, Surabaya, Indonesia. E-mail: eddy-b-w@fk.unair.ac.id
Received: 14-May-2020
Revised: 09-Apr-2021
Accepted: 13-Apr-2021
Copyright: © 2021 Satuman Satuman, Desi Sandra Sari, Eva Rachmi, Eddy Herman Tanggo, Hari Basuki Notobroto, Ketut Sudiana, Sofia Mubarika, Fedik Abdul Rantam, Soemarno Soemarno, Eddy Bagus Warsito
Funding: This study was supported by the Directorate General of Higher Education Ministry of Research Technology and Higher Education, Republic Indonesia
Competing Interests: The authors have declared that no competing interest exists
Open Access: This is an open-access article distributed under the terms of the Creative Commons Attribution-NonCommercial 4.0 International License (CC BY-NC 4.0)

Introduction

Colorectal cancer is a major contributor to morbidity and death in the world. The incidence of colorectal cancer is the third-highest in the world and the second most deadly after lung cancer. In 2018, there were an estimated 1,006,019 men and 794,958 women living with colorectal cancer in the world [1]. Colorectal cancer is triggered by several factors including carcinogenic chemicals, ultraviolet light, viruses, and bacteria facilitating gene mutations [2].

An increased risk of colorectal cancer was found among patients diagnosed with severe salmonellosis [3]. *Salmonella* has several T3SS organelles such as SopE, SptP, SopB, SipA, and SipC, which contribute to its pathogenicity. AvrA is another *Salmonella* effector protein that has not been widely known. The function of AvrA is presumed to be the same as other effector proteins [4]. The mechanism of AvrA effector in the pathogenesis of *Salmonellosis* remains not clearly understood. Early-stage of *Salmonella* infection is characterized by activation of macrophages, inflammation of infected tissue, and production of

gamma interferon (IFN) by several cells. T CD4⁺ cells play an important role in controlling *Salmonella* infections, together with CD8⁺ and T γ δ cells [5].

The increased immune system activity stimulates cytokine synthesis [6], which, in turn, triggers both chronic inflammation and radical oxygen species (ROS) production. Uncontrollable inflammation and ROS in host cells ultimately damage the tissue occupied by *Salmonella* during the infection [7]. *Salmonella* or its effector proteins induce inflammation and ROS by activating the JAK-STAT, JNK, and Wnt pathways in stem cells. Activated pathways cause uncontrolled cell cycles which lead to increased risk of malignancy. Cancer stem cells will stick (homing) on enterocytes because of chemoattractants produced by the inflammation process. Effector proteins of *Salmonella* activate Toll-Like receptor-4 therefore it blocks phosphatase and tensin homolog (PTEN) and stimulates MyD88. The activation of both proteins, followed by phosphorylation of NF- κ B, leads to nuclear translocation of NF κ B subunits to stimulate protein synthesis. Some of the synthesized proteins are proteins involving in the proliferation (cellular homolog [c-Myc], and cyclinD1), apoptosis (FasL, BAX, and Caspase), and angiogenesis (VEGF and c-IAP2) [8]. The study explored the effect of AvrA's effector on ROS production in peripheral blood mononuclear cell (PBMC) as inflammation indicator, and PTEN and c-Myc expression in colon tissue as colon cancer markers. AvrA protein used for this study was isolated from *Salmonella typhimurium* as the best-studied serovar of Salmonellosis.

Materials and Methods

Ethics statement

This study was approved by the Research Ethics Commission of the Faculty of Medicine, Universitas Brawijaya, Indonesia, as stated in the Code of Ethics for Research, number 154/EC/KEPK-53/05/2019. All efforts were made to minimize suffering.

S. typhimurium culture

S. typhimurium was obtained from American Type Cell Culture with Catalog Number 2354 Lot Number # 58105535. Bacteria isolates were propagated on MacConkey medium and then incubated at 37°C temperature for 18–24 h. The culture from the MacConkey medium was transferred to a biphasic medium consisting of BHI liquid medium and TCG agar slant medium. The culture was incubated at 37°C temperature for 24 h.

Isolation of *S. typhimurium* bacterial protein

After *S. typhimurium* had been cultured, centrifugation was carried out to separate bacteria

from the media. The media were removed and the cell resuspended with phosphate buffer saline (PBS). This step was repeated 3 times. The last precipitate was resuspended with TRIzol reagent to isolate bacterial proteins. The AvrA protein was identified as the presence of 34 kDa protein, detected by mouse anti-AvrA polyclonal antibody (Abcam, USA), through Western blotting.

The bands corresponding to the proteins were excised from the gels and transferred to a cellophane membrane. The gel solution was electro-eluted with Horizontal Electrophoresis Apparatus for 25 min. The results were dialyzed with a sterile PBS for 2 × 24 h. The concentration of the isolated protein was calculated with nanodrop.

Animal groups

The experiment was performed using male Balb/c mice (Pusvetma, Indonesia) that were 3 weeks old and had \pm 50 g body weight. The animal randomly assigned to four treatment groups: The negative control group which was not exposed, the positive control group which was only exposed to azoxymethane (AOM), the group exposed to AOM + AvrA, and the group exposed to AOM and *S. typhimurium* (AOM + *S. typhimurium*). Each group was divided into subgroups: A 1-week and a 12 weeks duration of treatment. The 1-week duration treatment depicted acute inflammatory mice model while the 12-week duration treatment depicted chronic inflammatory mice model [4].

Salmonella or AvrA-infected colorectal cancer mouse model

A series of treatments were given regularly every week. Thus, the number of treatment series was proportional to the duration of the treatment, whether 1 week or 12 weeks. Mice have fasted for 4 h. Afterward, the mice were given 7.5 mg/mouse streptomycin (100 μ l sterile solution) and continued with water and food supply *ad libitum*. Exposures were conducted 20-h after streptomycin treatment, with preceded 4 h fasting. AvrA protein exposure was given to AOM + AvrA group, intraperitoneally (40 μ g/50 ml). *S. typhimurium* was given orally to AOM + *S. typhi* group, as 100 μ l suspension of 1×10^6 CFU in Hank's balanced salt solution. Both the negative control group and the AOM group were treated with sterile Hank's balanced salt solution, orally. AOM (TCI, Tokyo) was given through oral gavage to all groups (10 mg/ml), except for the negative control group.

Measurement of colon cancer antigen (CCA)

Before the main experiment, we explored the effects of AOM, *S. typhimurium*, and AvrA on

colon carcinogenesis, using four groups of mice given the same type of exposures with the main experiment. Blood samples were collected on the 14th day of treatments. Mouse CCA was detected using Sandwich- enzyme-linked immunosorbent assay (ELISA) kit (Elisa Genie, UK). The serum was added to CCAs-antibody coated wells. Then biotinylated detection antibody specific for Mouse CCA and Avidin-Horseradish Peroxidase conjugate was added to each well successively and incubated. The substrate solution was added to each well. The enzyme-substrate reaction was terminated by adding Stop Solution and the color turns yellow. The optical density was measured spectrophotometrically at 450 nm.

Measurement of PBMC intracellular ROS

Intracellular ROS production was measured in PBMC. The cells were washed twice with PBS before being shaken slowly. The final precipitate was added with 100 μ L PBS and 1 μ M carboxy-H2DCFDA (TRC, Canada). The cells were incubated in dark conditions for 60 min at room temperature. ROS testing was analyzed with flow cytometry (FACS Calibur, BD) on the FL1 channel [9].

PTEN-1 and c-Myc expression in colon tissue

The expression of PTEN and c-Myc was observed in the colon tissue slides by immunohistochemical staining. Each protein expression was detected using mouse anti-PTEN monoclonal antibody or mouse anti-c-Myc monoclonal antibody (IGEIA, Indonesia) in fetal bovine serum (1:100). Their expression appeared as brown precipitates in the colonic crypt regions [10], [11]. The expression was analyzed using ImmunoRatio® software. The results were presented as the percentage of positively-stained areas out of the total nuclear area.

Data analysis

The statistical analysis was performed with SPSS 23. Kruskal–Wallis (non-normal distribution) or one-way ANOVA (normal distribution) tests were applied to compare variables within the same duration. A comparison of each treatment group between different duration was using Mann–Whitney test (non-normal distribution) or independent t-test (normal distribution). Further comparisons between all groups were utilizing Kruskal–Wallis or one-way ANOVA continued with *post hoc* multiple comparisons LSD. $p < 0.05$ was accepted as statistically significant.

Results

CCA level in plasma

CCA concentration in plasma was detected higher in AOM exposure than in negative controls. Exposure to AvrA and *S. typhimurium* increases CCA higher than the AOM group. The highest plasma CCA levels detected in AOM + *S. typhimurium* group, despite not significantly different than the AOM + AvrA group (Figure 1).

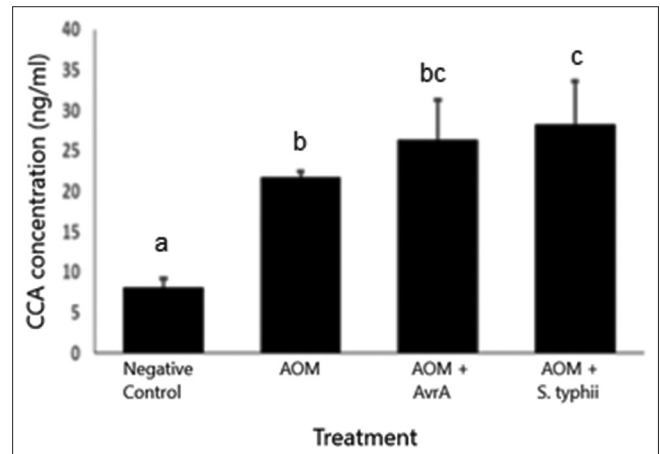


Figure 1: The results of measurements of plasma colon cancer antigen (CCA) levels after 2-weeks treatments. CCA level exploration was done before the main experiment a, b, or c labels indicate that there was no significant difference between groups with the same label, as tested by multiple comparisons LSD

ROS production in the PBMC of colorectal cancer model mouse

Compared with the negative control group, AOM treatment in the AOM group induced a significant increase in ROS production after a week, but there was no difference at 12 weeks of treatment duration (Figure 2). Neither the AOM + AvrA nor AOM + *S. typhimurium* group experienced a significant change in ROS production compared to the AOM group at 1-week treatment. After 12 weeks of treatment, ROS production was induced higher in the AOM + AvrA group compared to the AOM group, and the highest in the AOM + *S. typhimurium* group (Figure 3). ROS production in the AOM + *S. typhimurium* group almost doubled at 12 weeks compared to 1-week treatment (Table 1).

Table 1: Percentage of ROS production in PBMC of 1-week and 12 weeks treatment groups

Treatment	Weeks		p
	1	12	
Negative control	13.22 ± 8.52	4.86 ± 2.30	0.251***
AOM	23.32 ± 1.87	3.51 ± 0.61	0.000**
AOM+AvrA	21.19 ± 8.30	24.76 ± 4.71	0.754***
AOM+S. typhimurium	23.12 ± 2.86	45.78 ± 2.93	0.000**
p	0.052*	0.001*	0.000*

Data were represented as Mean ± SEM. *Kruskal–Wallis test, **Independent t-test, ***Mann–Whitney test. *Salmonella typhimurium*: *S. typhimurium*, ROS: Radical oxygen species, AOM: Azoxymethane, PBMC: Peripheral blood mononuclear cell.

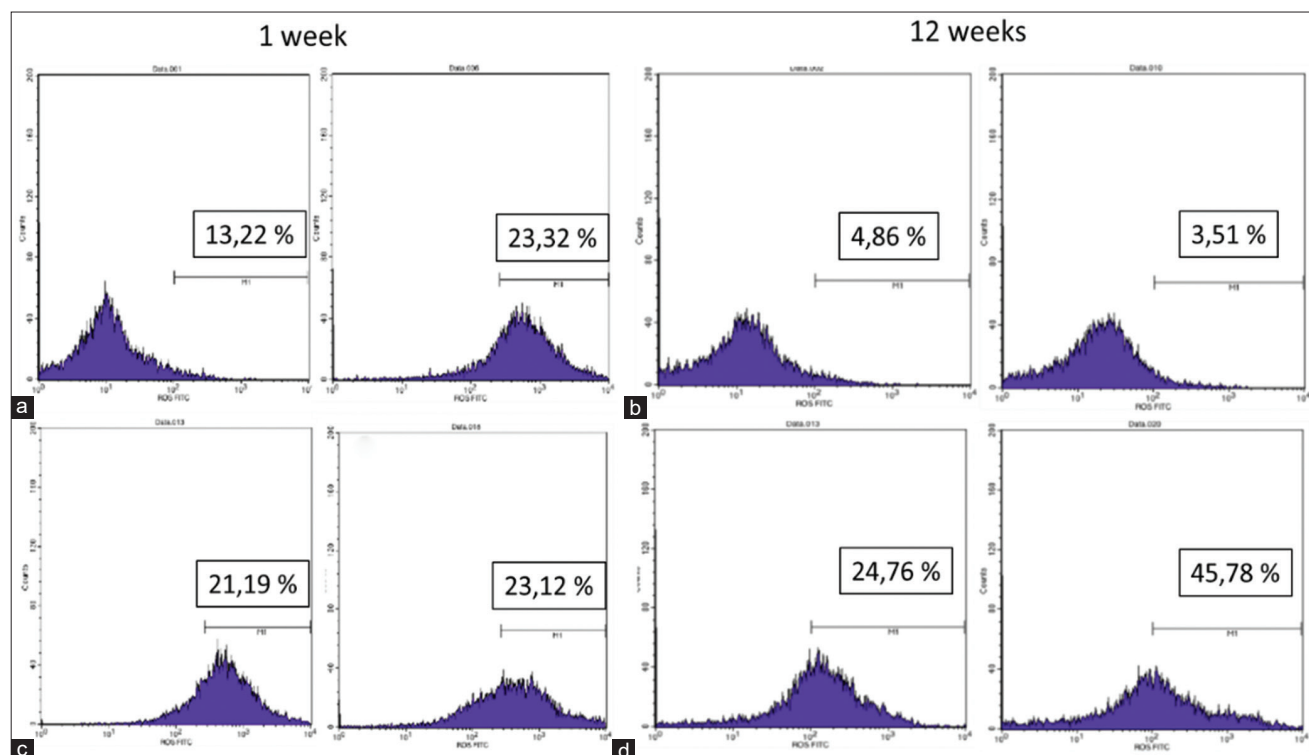


Figure 2: The results of radical oxygen species flow cytometry among the study groups. (a) Negative control; (b) azoxymethane (AOM); (c) AOM + AvrA and (d) AOM + *Salmonella typhimurium*

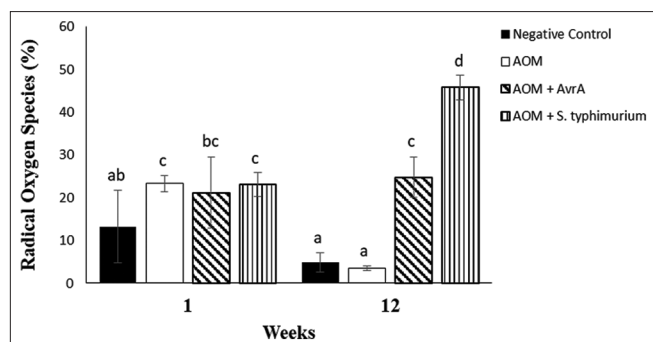


Figure 3: Comparison of radical oxygen species production between study groups a, b, c, or d labels indicates that there was no significant difference between groups with the same label, as tested by the Mann-Whitney test

PTEN expression in the colon tissue of colorectal cancer model mouse

AOM significantly increases PTEN expression in both 1-week and 12 weeks of treatment. The administration of AvrA or *S. typhimurium* attenuated PTEN expression compared to the AOM group in both treatment durations (Figure 4). The reduction of PTEN expression in the AOM + *S. typhimurium* group was lower than in the AOM + AvrA group. Compared to 1-week treatment, a longer duration of 12 weeks elevated PTEN expression on AOM + AvrA and AOM + *S. typhi* groups (Table 2). Nevertheless, the expression of PTEN in these two groups was still lower than the AOM group for the same treatment duration (Figure 5).

Table 2: PTEN expression of the colon tissue of colorectal cancer model mouse treated with AvrA

Treatment	Weeks		p
	1	12	
Negative Control	22.98 ± 8.57	26.75 ± 7.73	0.487**
AOM	85.52 ± 5.43	74.62 ± 8.78	0.046**
AOM+AvrA	52.42 ± 7.59	62.48 ± 4.03	0.031**
AOM+S. typhimurium	38.88 ± 2.54	49.53 ± 3.98	0.001**
p	0.000*	0.000*	0.000*

Data were represented as Mean ± SEM. *One-way ANOVA test. **Independent t-test. *Salmonella typhimurium*: *S. typhimurium*, PTEN: Phosphatase and tensin homolog, AOM: Azoxymethane.

c-Myc expression in the colon tissue of colorectal cancer model mouse

AOM exposure increased c-Myc expression in AOM groups compared to negative controls at 1-week and 12 weeks of treatment (Table 3). c-Myc expression in the AOM + AvrA and AOM + *S. typhimurium* groups had increased compared to the AOM group in both treatment durations. After 1-week treatment, AvrA administration increased c-Myc expression higher than the *S. typhimurium* administration. But at 12 weeks' duration, the rise in c-Myc expression in both groups

Table 3: The expression of c-Myc of the colon of male mice treated AvrA *S. typhimurium* for 1 and 12 weeks

Treatment	Weeks		p
	1	12	
Negative control	35.12 ± 3.31	19.05 ± 4.41	0.000**
AOM	51.21 ± 11.41	50.59 ± 6.37	0.918**
AOM + AvrA	83.25 ± 4.08	75.67 ± 13.53	0.265**
AOM + <i>S. typhimurium</i>	70.35 ± 9.61	75.96 ± 6.32	0.307**
P	0.000*	0.000*	0.000*

Data were represented as Mean ± SEM, *p < 0.05 versus control. *One-way ANOVA test. **Independent t-test. *Salmonella typhimurium*: *S. typhimurium*, c-Myc: Cellular homolog, AOM: Azoxymethane.

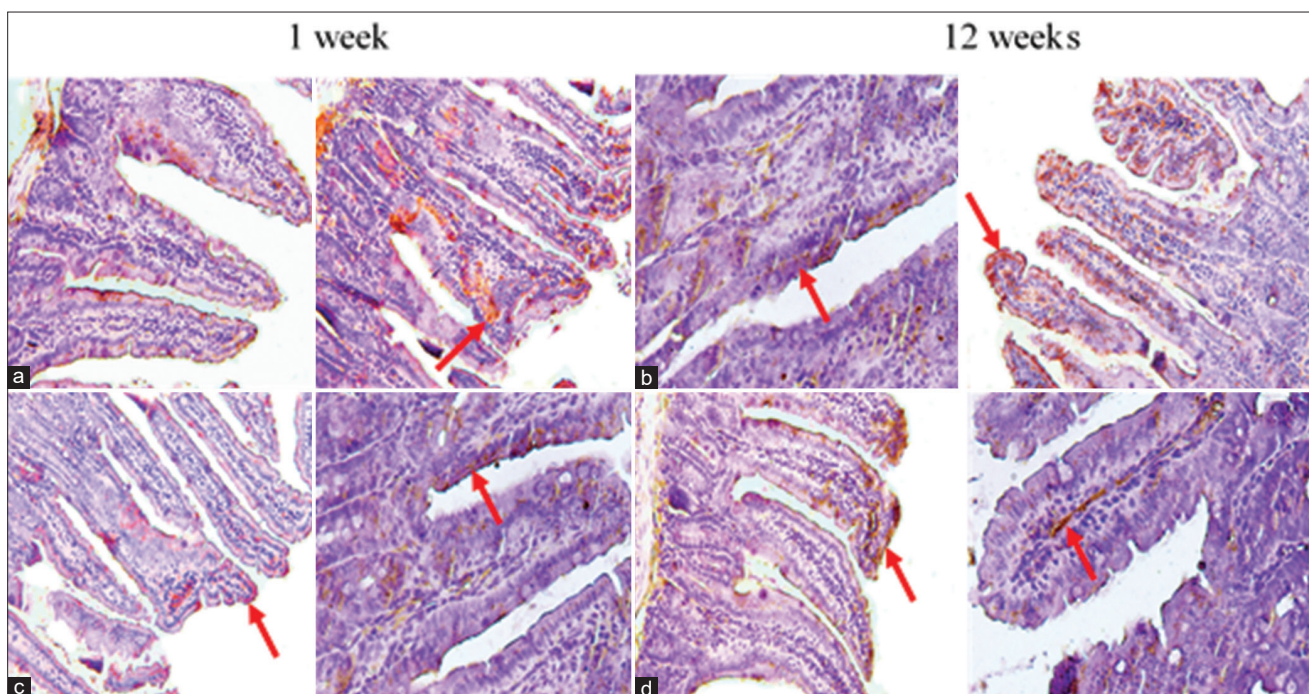


Figure 4: The effect of AvrA exposure on phosphatase and tensin homolog (PTEN) expression of the colorectal cancer model mouse. PTEN expression in colon tissue was detected by immunohistochemical staining. (a) control; (b) azoxymethane (AOM); (c) AOM + AvrA; (d) AOM + *Salmonella typhimurium* groups (Nikon Eclipse 100 photomicroscope with 400×)

was not significantly different. In the three treatment groups, the comparison of c-Myc expression between 1-week and 12 weeks duration showed no significant difference (Figure 7).

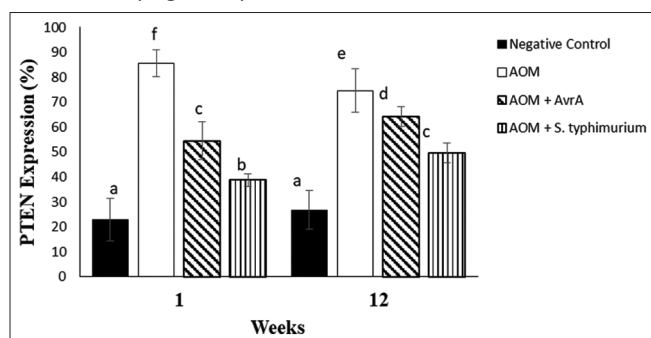


Figure 5: Comparison of phosphatase and tensin homolog expressions in the colon tissue between study groups a, b, c, d, e, or f labels indicate that there was no significant difference between groups with the same label, as tested by multiple comparisons LSD

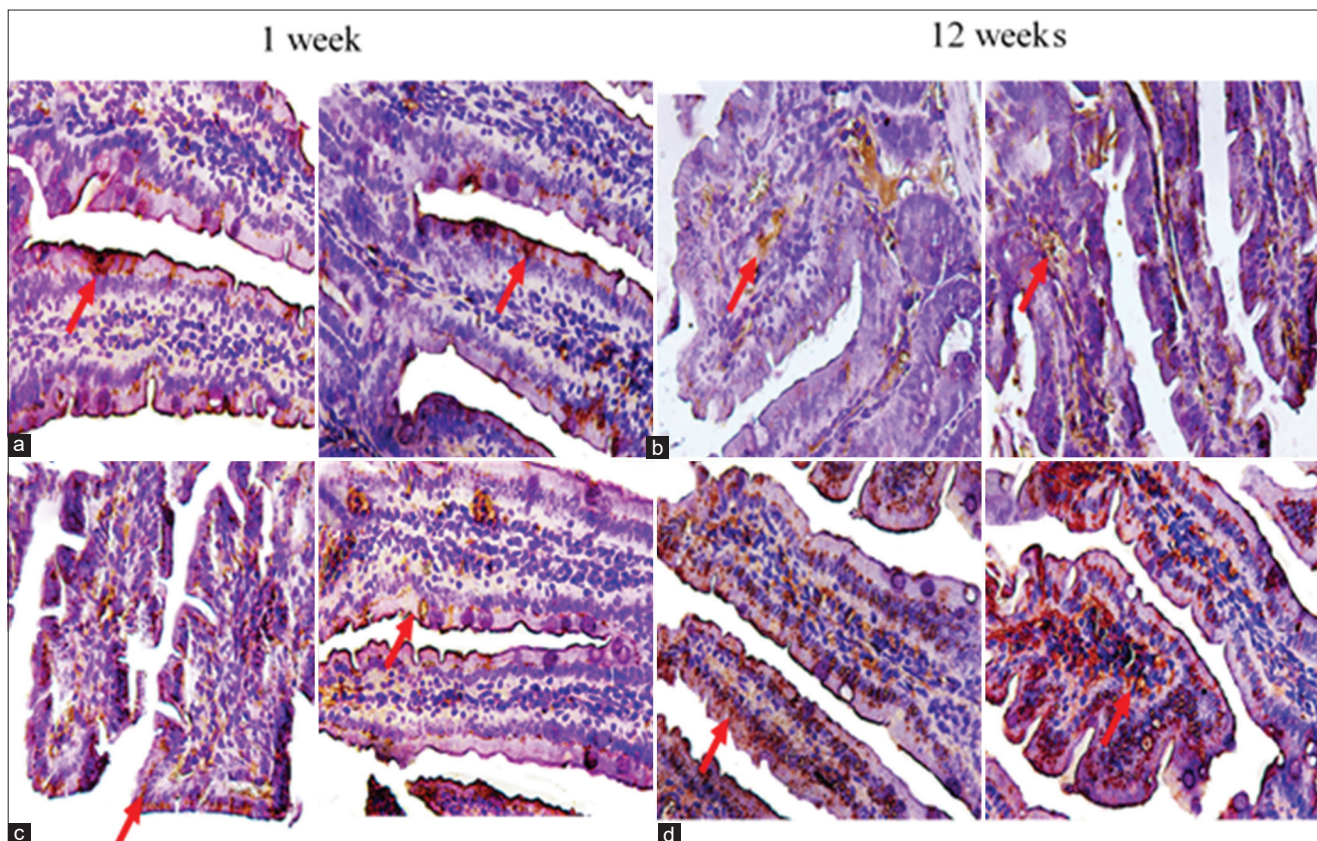
Discussion

Recently, growing evidence shows a correlation between *Salmonella* infection with the development of colon cancer [12], [13]. Inflammation is agreed on as a linking mechanism between *Salmonella* infection and colon cancer. However, further research identified *Salmonella* effector proteins which directly influence biological processes of the host [14], [15]. This study explored the effect of the *Salmonella* effector protein, AvrA, in inducing colon cancer in chronic and acute inflammation, using AOM -induced colorectal cancer models.

AOM is commonly used to induce colon cancer model [16]. In our study, exposure to AOM for 1 week increased ROS production in peripheral blood monocyte cells (PBMC). AOM undergoes metabolic activation into DNA-reactive products, which can alkylate macromolecules in the colon, and eventually induce DNA damage and micronucleus formation [17]. This event activates a cyclic GMP-AMP synthase – interferon gene stimulator response, which triggers transcription of inflammatory genes [18]. Immune response stimulates the production of chemokines and ROS. The immune response in the form of ROS production can be found in various peripheral mononuclear leukocytes, for example, activated monocytes [19], NK cells [20], T lymphocytes [21], and B lymphocytes [22].

The result showed that chronic exposure to AOM orally did not increase ROS production in PBMC compared with negative control, which might be attributed to adaptation of intracellular antioxidants and metabolic reprogramming [23]. Interestingly, the addition of AvrA to AOM exposure kept ROS production high in both acute and chronic treatment. Meanwhile, the combination of *S. typhimurium* and AOM increases ROS production almost double the acute treatment. These results indicate that *S. typhimurium* could stimulate acute and chronic inflammation and AvrA was one of *S. typhimurium* components that trigger inflammation.

The role of AvrA in the process of infection and inflammation might be associated with the development of colon cancer in the mouse model. In this study, AvrA exposure provided an additional inflammatory burden, which was demonstrated by higher ROS production,



AQ3 **Figure 6:** Immunohistochemical results of cellular homolog expression in each group in mice model of colorectal cancer induced with azoxymethane. The decreased phosphatase and tensin homolog expression in (a) control; (b) azoxymethane (AOM); (c) AOM + AvrA; (d) AOM + *Salmonella typhimurium* groups (Nikon Eclipse 100 photomicroscope with 400×)

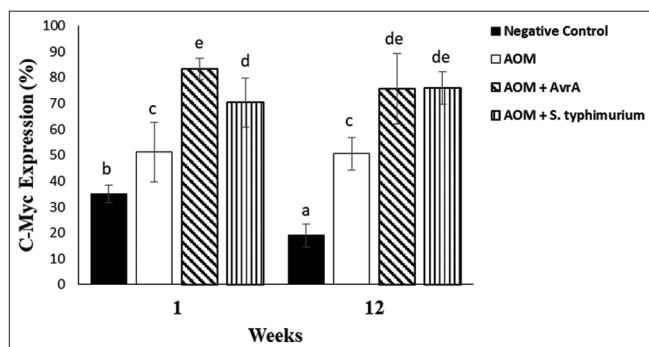


Figure 7: Comparison of cellular homolog expressions in the colon tissue between study groups a, b, c, d, or e labels indicate that there was no significant difference between groups with the same label, as tested by multiple comparisons LSD

especially in chronic exposure. ROS produced by inflammatory cells is converted to secondary products O_2^- and NO_2^- , as oxidizing and nitrating agents that easily damage DNA and thus accelerate mutagenesis [24]. AvrA also activates STAT3 pathways which are promoting inflammation-associated colonic tumorigenesis [25]. Inflammation activates many pathways including the NF- κ B pathway that synergize with Wnt signal activation which maintains stemness and activates cancer stem cells [26], [27].

The results suggested that AOM alone as well as in combination with AvrA or *S. typhimurium*, facilitated colorectal carcinogenesis, as observed in

elevation of plasma CCA concentration after 2 weeks of the treatments. Compared to AOM exposure, AvrA exposure induced a higher concentration of CCA which supported the hypothesis that AvrA triggers colorectal carcinogenesis. However, AvrA's contribution to this process might act as the main effector protein of *S. typhimurium* which facilitates colorectal carcinogenesis. This notion was evidenced by the concentration of CCA in the AvrA and *S. typhimurium* treatments that were not significantly different.

PTEN (deleted on chromosome 10) is a negative regulator of cell growth and survival signaling pathways [28]. In this study, acute and chronic administration of AOM induced PTEN expression. AOM given by oral gavage might cause DNA damage, which, in turn, triggers increased PTEN expression as part of DNA-damage repair mechanism. In the nucleus, PTEN promotes the stability and transcriptional activity of the tumor suppressor p53 by directly associating with p53. PTEN is also found to collaborate with E2F to induce the expression of Rad51 and thus enhance DNA repair [29], [30]. PTEN also induces expression of multiple pro-apoptotic members of the Bcl2 family, stimulating expression of death receptor ligands, or by enhancing levels of various cyclin-dependent kinase inhibitors [28].

This study demonstrated that *S. typhimurium* and AvrA administration suppressed PTEN expression.

The mechanism of decreased PTEN expression in colorectal carcinogenesis can occur epigenetically, genetically, post-translational modification, or mislocalization. Genetic mutations and a decrease in the number of PTEN gene copies are less common [31], [32].

S. typhimurium exposure caused significant suppression of PTEN compared to AvrA, which showed that AvrA had a partial role in suppressing PTEN. This result may be explained by *S. typhimurium* as a whole organism that triggers more severe inflammation [33], and the presence of other proteins, such as typhoid toxin-cytolethal distending toxin, which also affects DNA damage and carcinogenesis [34].

The results of this study suggest possible mechanism of AvrA in apoptosis and cell cycle arrest, which is in addition to its acetyltransferase activity which deactivates p53 [35], AvrA might also inhibit those events through PTEN suppression. Depression of PTEN expression will increase the activation of the phosphoinositide 3-kinase/protein phosphatase 2A pathway which then activates β -catenin [36]. Besides, AvrA activates Wnt/ β -catenin pathway in intestinal stem cells through β catenin phosphorylation (increasing activation) and deubiquitination (decreasing degradation) [37], thereby supporting the effect of Salmonella on colorectal carcinogenesis.

c-Myc gene is a proto-oncogene which produces transcription factor. *c-Myc* protein can activate or suppress various target genes involved in cellular function, including cell cycle, survival, protein synthesis, and cell adhesion [38]. Overexpression of *c-Myc* was observed in 70–80% of colorectal cancers and was associated with low survival of CRC patients [39]. Increased *c-Myc* expression facilitates cancer characteristics development including uncontrolled proliferation, resistance to cell death, genomic instability, immune escape, angiogenesis, and metastasis [40].

The previous studies showed that exposure to AvrA-expressed Salmonella did not increase total *c-Myc* [41]. In contrast, our study demonstrated that exposure to isolates of AvrA protein increased *c-Myc* expression in both acute and chronic treatment. In acute exposure, AvrA stimulated higher *c-Myc* expression than *S. typhimurium*. Meanwhile, in chronic exposure, increased *c-Myc* expression due to AvrA and *S. typhimurium* was comparable. This result indicates that AvrA plays a major role in increasing *c-Myc* expression in ST-induced colorectal carcinogenesis. The elevation of *c-Myc* might be related to AvrA's ability to intensify β -catenin activation [37], [42]

Elevation of *c-Myc* expression in solid cancer occurs through various mechanisms such as gene amplification and chromosomal mutation [39], which may be related to oxidative stress and damage [43], [44]. Inflammation is another mechanism that can activate

the *c-Myc* expression, through some inflammatory cytokine (Interleukin [IL]-6 and tumor necrosis factor- α) stimulation [45]. In turn, *c-Myc* may stimulate the pro-inflammatory signaling pathway and cytokines, including IL-6, IL-8, IL-1 β , CCL2, and CCL20. These events provide a suitable niche for the transformation of stem cell phenotype into tumor progenitor [46]. *c-Myc* also contributes to maintaining self-renewal and chemoresistance properties of colon cancer stem cells [47].

Conclusion

AvrA protein effector played an important role in the inflammation – carcinogenesis sequence of colorectal. In acute and chronic Salmonella infection, AvrA had a partial role in suppressing PTEN expression and act as the main effector in regulating *c-Myc* overexpression, leading to colorectal carcinogenesis. Therefore, AvrA may be a new target for the prevention and treatment of Salmonella-associated colorectal cancer.

Acknowledgment

This research was supported by the Directorate General of Higher Education Ministry of Research Technology and Higher Education, Republic Indonesia through Doctoral Scholarship Program. The authors would like to express gratitude to the Faculty of Medicine Universitas Brawijaya and Faculty of Medicine Universitas Airlangga for the research support.

References

1. Bray F, Ferlay J, Soerjomataram I, Siegel RL, Torre LA, Jemal A. Global cancer statistics 2018: GLOBOCAN estimates of incidence and mortality worldwide for 36 cancers in 185 countries. *CA Cancer J Clin*. 2018;68(6):394-424. <https://doi.org/10.3322/caac.21492> PMID:30207593
2. Sun J, Kato I. Gut microbiota, inflammation and colorectal cancer. *Genes Dis*. 2016;3(2):130-43. PMID:28078319
3. Gunn JS, Marshall JM, Baker S, Dongol S, Charles RC, Ryan ET. *Salmonella* chronic carriage: Epidemiology, diagnosis, and gallbladder persistence. *Trends Microbiol*. 2014;22(11):648-55. <https://doi.org/10.1016/j.tim.2014.06.007> PMID:25065707
4. Lu R, Bosland M, Xia Y, Zhang YG, Kato I, Sun J. Presence of *Salmonella* AvrA in colorectal tumor and its precursor lesions in mouse intestine and

- human specimens. *Oncotarget*. 2017;8(33):55104-15. <https://doi.org/10.18632/oncotarget.19052> PMID:28903406
5. Mitrücker HW, Kaufmann SH. Immune response to infection with *Salmonella typhimurium* in mice. *J Leukoc Biol*. 2000;67(4):457-63. <https://doi.org/10.1002/jlb.67.4.457> PMID:10770276
 6. Munro MJ, Wickremesekera SK, Peng L, Tan ST, Itinteang T. Cancer stem cells in colorectal cancer: A review. *J Clin Pathol*. 2018;71(2):110-6. <https://doi.org/10.1136/jclinpath-2017-204739> PMID:28942428
 7. Crump JA, Mintz ED. Global trends in typhoid and paratyphoid fever. *Clin Infect Dis*. 2010;50(2):241-6. <https://doi.org/10.1086/649541> PMID:20014951
 8. Pastille E, Bardini K, Fleissner D, Adamczyk A, Frede A, Wadwa M, *et al*. Transient ablation of regulatory T cells improves antitumor immunity in colitis-associated colon cancer. *Cancer Res*. 2014;74(16):4258-69. <https://doi.org/10.1158/0008-5472.can-13-3065> PMID:24906621
 9. Wu D, Yotnda P. Production and detection of reactive oxygen species (ROS) in cancers. *J Vis Exp*. 2011;57:3357. PMID:22127014
 10. Durban VM, Jansen M, Davies EJ, Morsink FH, Offerhaus GJ, Clarke AR. Epithelial-specific loss of PTEN results in colorectal juvenile polyp formation and invasive cancer. *Am J Pathol*. 2014;184(1):86-91. <https://doi.org/10.1016/j.ajpath.2013.10.003> PMID:24200851
 11. Iwata T, Schultz D, Hicks J, Hubbard GK, Mutton LN, Lotan TL, *et al*. MYC overexpression induces prostatic intraepithelial neoplasia and loss of Nkx3.1 in mouse luminal epithelial cells. *PLoS One*. 2010;5(2):e9427. <https://doi.org/10.1371/journal.pone.0009427> PMID:20195545
 12. Mughini-Gras L, Schaapveld M, Kramers J, Mooij S, Neeffes-Borst EA, Pelt WV, *et al*. Increased colon cancer risk after severe *Salmonella* infection. *PLoS One*. 2018;13(1):e0189721. <https://doi.org/10.1371/journal.pone.0189721> PMID:29342165
 13. Zha L, Garrett S, Sun J. *Salmonella* infection in chronic inflammation and gastrointestinal cancer. *Diseases*. 2019;7(1):28. <https://doi.org/10.3390/diseases7010028> PMID:30857369
 14. Haghjoo E, Galán JE. *Salmonella typhi* encodes a functional cytolethal distending toxin that is delivered into host cells by a bacterial-internalization pathway. *Proc Natl Acad Sci USA*. 2004;101(13):4614-9. <https://doi.org/10.1073/pnas.0400932101> PMID:15070766
 15. Liu X, Lu R, Xia Y, Wu S, Sun J. Eukaryotic signaling pathways targeted by *Salmonella* effector protein AvrA in intestinal infection in vivo. *BMC Microbiol*. 2010;10:326. <https://doi.org/10.1186/1471-2180-10-326> PMID:21182782
 16. Chen J, Huang XF. The signal pathways in azoxymethane-induced colon cancer and preventive implications. *Cancer Biol Ther*. 2009;8(14):1313-7. <https://doi.org/10.4161/cbt.8.14.8983> PMID:19502780
 17. Yaduvanshi SK, Srivastava N, Marotta F, Jain S, Yadav H. Evaluation of micronuclei induction capacity and mutagenicity of organochlorine and organophosphate pesticides. *Drug Metab Lett*. 2012;6(3):187-97. <https://doi.org/10.2174/1872312811206030006> PMID:23092307
 18. Gekara NO. DNA damage-induced immune response: Micronuclei provide key platform. *J Cell Biol*. 2017;216(10):2999-3001. <https://doi.org/10.1083/jcb.201708069> PMID:28860276
 19. Tan HY, Wang N, Li S, Hong M, Wang X, Feng Y. The reactive oxygen species in macrophage polarization: Reflecting its dual role in progression and treatment of human diseases. *Oxid Med Cell Longev*. 2016;2016:2795090. <https://doi.org/10.1155/2016/2795090> PMID:27143992
 20. Lee SH, Almutairi S, Ali AK. Reactive oxygen species modulate immune cell effector function. *J Immunol*. 2017;198(1):222-20.
 21. Yarosz EL, Chang CH. The role of reactive oxygen species in regulating T cell-mediated immunity and disease. *Immune Netw*. 2018;18(1):e14. <https://doi.org/10.4110/in.2018.18.e14> PMID:29503744
 22. Feng YY, Tang M, Suzuki M, Gunasekara C, Anbe Y, Hiraoka Y, *et al*. Essential role of NADPH oxidase-dependent production of reactive oxygen species in maintenance of sustained B cell receptor signaling and B cell proliferation. *J Immunol*. 2019;202(9):2546-57. <https://doi.org/10.4049/jimmunol.1800443> PMID:30867238
 23. Virág L, Jaén RI, Regdon Z, Boscá L, Prieto P. Self-defense of macrophages against oxidative injury: Fighting for their own survival. *Redox Biol*. 2019;26:101261. <https://doi.org/10.1016/j.redox.2019.101261> PMID:31279985
 24. Grisham MB, Jourdain D, Wink DA. Review article: Chronic inflammation and reactive oxygen and nitrogen metabolism-implications in DNA damage and mutagenesis. *Aliment Pharmacol Ther*. 2000;14 Suppl 1:3-9. <https://doi.org/10.1046/j.1365-2036.2000.014s1003.x> PMID:10807397
 25. Lu R, Wu S, Zhang YG, Xia Y, Zhou Z, Kato I, *et al*. *Salmonella* protein AvrA activates the STAT3 signaling pathway in colon cancer. *Neoplasia*. 2016;18(5):307-16. <https://doi.org/10.1016/j.neo.2016.04.001> PMID:27237322
 26. Zeineldin M, Neufeld KI. New insights from animal models of colon cancer: Inflammation control as a new facet on the tumor suppressor APC gene. *Gastrointest Cancer*. 2015;5:39-52. <https://doi.org/10.2147/gicct.s51386>
 27. Zhan T, Ambrosi G, Wandmacher AM, Rauscher B, Betge J, Rindtorff N, *et al*. MEK inhibitors activate Wnt signalling and induce stem cell plasticity in colorectal cancer. *Nat Commun*. 2019;10(1):2197. <https://doi.org/10.1038/s41467-019-09898-0> PMID:31097693
 28. Sun Y, Tian H, Wang L. Effects of PTEN on the proliferation and apoptosis of colorectal cancer cells via the phosphoinositol-3-kinase/Akt pathway. *Oncol Rep*. 2015;33(4):1828-36. <https://doi.org/10.3892/or.2015.3804> PMID:25683168
 29. Chen CY, Chen J, He L, Stiles BL. PTEN: Tumor suppressor and metabolic regulator. *Front Endocrinol (Lausanne)*. 2018;9:338. <https://doi.org/10.3389/fendo.2018.00338> PMID:30038596
 30. Ming M, He YY. PTEN in DNA damage repair. *Cancer Lett*. 2012;319(2):125-9. PMID:22266095
 31. Salvatore L, Calegari MA, Loupakis F, Fassan M, Di Stefano B, Bensi M, *et al*. PTEN in colorectal cancer: Shedding light on its role as predictor and target. *Cancers (Basel)*. 2019;11(11):1765. <https://doi.org/10.3390/cancers11111765> PMID:31717544
 32. Kotelevets L, Scott MGH, Chastre E. Targeting PTEN in colorectal cancers. *Adv Exp Med Biol*. 2018;1110:55-73. PMID:30623366
 33. Stecher B, Robbiani R, Walker AW, Westendorf AM, Barthel M, Kremer M, *et al*. *Salmonella enterica* serovar typhimurium exploits inflammation to compete with the intestinal microbiota. *PLoS Biol*. 2007;5(10):2177-89. <https://doi.org/10.1371/journal.pbio.0050244>

- PMid:17760501
34. Miller R, Wiedmann M. Dynamic duo—the *Salmonella* cytolethal distending toxin combines ADP-ribosyltransferase and nuclease activities in a novel form of the cytolethal distending toxin. *Toxins* (Basel). 2016;8(5):121. <https://doi.org/10.3390/toxins8050121> PMid:27120620
 35. Hernández-Luna M, PMuñoz-López P, Aguilar-González CA, Luria-Pérez R. Infection by *Salmonella enterica* promotes or demotes tumor development. In: *Salmonella-A Re-Emerging Pathogen*. London: Intech Open; 2018. <https://doi.org/10.5772/intechopen.75481>
 36. Persad A, Venkateswaran G, Hao L, Garcia ME, Yoon J, Sidhu J, et al. Active β -catenin is regulated by the PTEN/PI3 kinase pathway: A role for protein phosphatase PP2A. *Genes Cancer*. 2016;7(11-12):368-82. <https://doi.org/10.18632/genesandcancer.128> PMid:28191283
 37. Liu X, Lu R, Wu S, Sun J. *Salmonella* regulation of intestinal stem cells through the Wnt/ β -catenin pathway. *FEBS Lett*. 2010;584(5):911-6. <https://doi.org/10.1016/j.febslet.2010.01.024> PMid:20083111
 38. Dang CV, O'Donnell KA, Zeller KI, Nguyen T, Osthus RC, Li F. The c-Myc target gene network. *Semin Cancer Biol*. 2006;16(4):253-64. <https://doi.org/10.1016/j.semcancer.2006.07.014> PMid:16904903
 39. Lee KS, Kwak Y, Nam KH, Kim DW, Kang SB, Choe G, et al. c-MYC copy-number gain is an independent prognostic factor in patients with colorectal cancer. *PLoS One*. 2015;10(10):e0139727. <https://doi.org/10.1371/journal.pone.0139727> PMid:26426996
 40. Elbadawy M, Usui T, Yamawaki H, Sasaki K. Emerging roles of C-Myc in cancer stem cell-related signaling and resistance to cancer chemotherapy: A potential therapeutic target against colorectal cancer. *Int J Mol Sci*. 2019;20(9):2340. <https://doi.org/10.3390/ijms20092340> PMid:31083525
 41. Lu R, Wu S, Zhang YG, Xia Y, Liu X, Zheng Y, et al. Enteric bacterial protein AvrA promotes colonic tumorigenesis and activates colonic β -catenin signaling pathway. *Oncogenesis*. 2014;3(6):e105. <https://doi.org/10.1038/oncsis.2014.20> PMid:24911876
 42. Moumen M, Chiche A, Decraene C, Petit V, Gandarillas A, Deugnier MA, et al. Myc is required for β -catenin-mediated mammary stem cell amplification and tumorigenesis. *Mol Cancer*. 2013;12(1):132. <https://doi.org/10.1186/1476-4598-12-132> PMid:24171719
 43. Hunt CR, Sim JE, Sullivan SJ, Featherstone T, Golden W, Von Kapp-Herr C, et al. Genomic instability and catalase gene amplification induced by chronic exposure to oxidative stress. *Cancer Res*. 1998;58(17):3986-92. PMid:9731512
 44. Tan SN, Sim SP, Khoo AS. Oxidative stress-induced chromosome breaks within the ABL gene: A model for chromosome rearrangement in nasopharyngeal carcinoma. *Hum Genomics* 2018;12(1):29. <https://doi.org/10.1186/s40246-018-0160-8> PMid:29914565
 45. Liu H, Lu W, He H, Wu J, Zhang C, Gong H, et al. Inflammation-dependent overexpression of c-Myc enhances CRL4^{DCAF4} E3 ligase activity and promotes ubiquitination of ST7 in colitis-associated cancer. *J Pathol*. 2019;248(4):464-75. <https://doi.org/10.1002/path.5273> PMid:30945288
 46. Mantovani A, Allavena P, Sica A, Balkwill F. Cancer-related inflammation. *Nature*. 2008;454(7203):436-44. <https://doi.org/10.1038/nature07205> PMid:18650914
 47. Zhang HL, Wang P, Lu MZ, Zhang SD, Zheng L. c-Myc maintains the self-renewal and chemoresistance properties of colon cancer stem cells. *Oncol Lett*. 2019;17(5):4487-93. <https://doi.org/10.3892/ol.2019.10081> PMid:30944638

Author Queries???

AQ3: Kindly cite figures 6 in the text part.